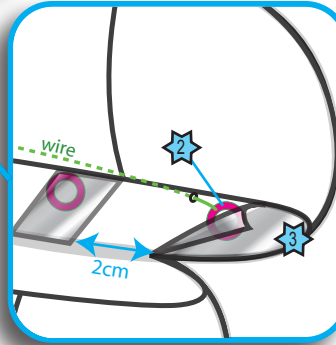
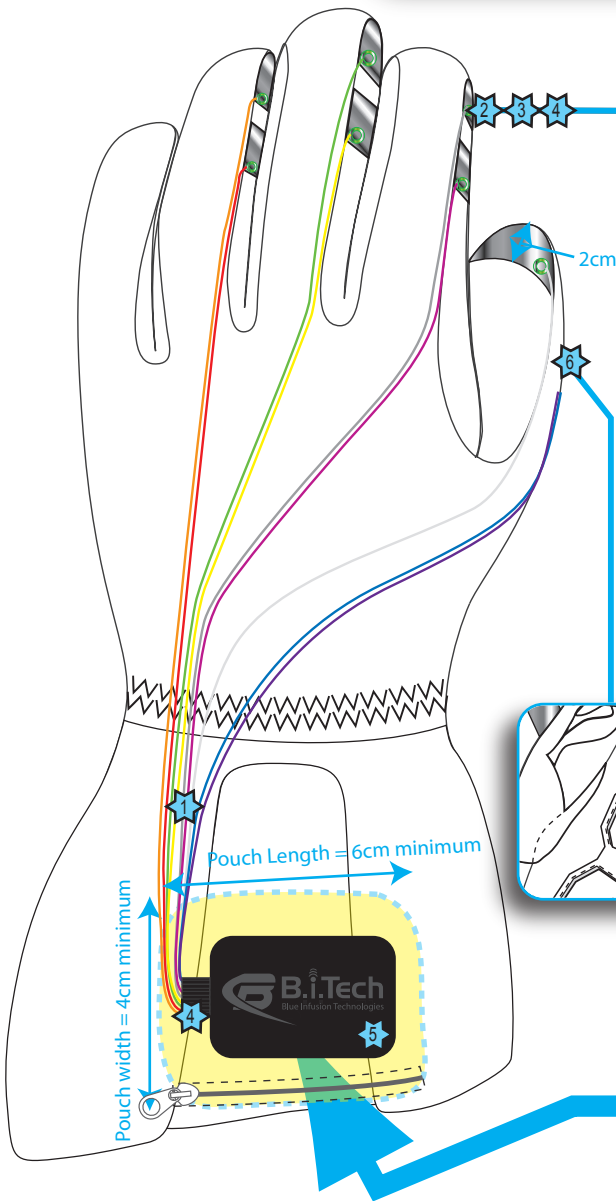


BEARTEK GLOVES

Wiring Harness Installation



The wire routes between the liner and the outer shell. It then travels thru a seam edge or hole in the finger tip before being soldered to a 5mm washer. The small washer is in constant contact with the conductive fabric creating an "active" area. Each wire should be secured to the inside of the glove via fabric adhesive or stitching.

Component List:

Pouch: 1st generation module requires a 6cm Wide x 4cm Long pouch constructed from Waterproof Fabric with sealed seams & is only required on the left glove.

Zipper: YKK #3 Waterproof (3" length minimum)

Wiring Harness:

★ 7 Color coded wires (14" length each)

Thumb = White

Index Tip = Grey

Index Middle = Violet

Middle Tip = Green

Middle Middle = Yellow

Ring Tip = Orange

Ring Middle = Red

On/Off Button = 1 Purple & 1 Blue wire

★ 5mm Washers

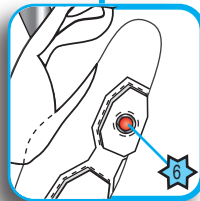
★ Conductive Fabric or Leather (Recommended dimensions = 1cm wide by entire forchette height and must be conductive on both sides. Retain 2cm between each conductive fabric panel down length of finger)

★ 20 Pin Connector

★ Bluetooth Module: 38mm L x 25mm W x 14mm D (Only component to disconnect from the glove)

★ On/Off Button:

Located below outer shell fabric (to maintain water resistance).



NOTES:

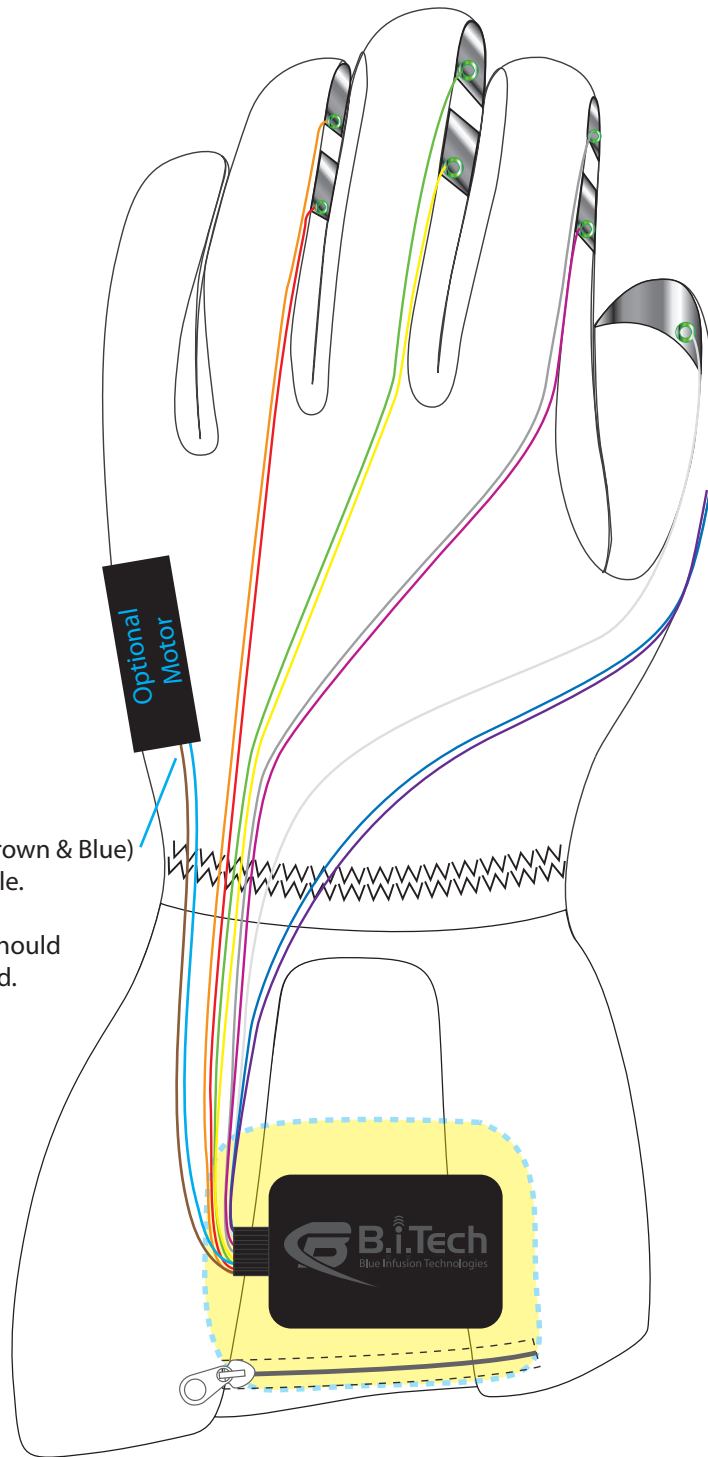
- Highly Conductive touchpoint material may be sourced by manufacturer or provided by Blue Infusion Technologies.
- Advise to keep 2cm between Conductive Fabric touch points.
- Wire connecting to the module should extend 1" beyond zipper pouch opening.
- Wiring harness should enter the pouch as shown above.
- Notches on the wiring harness/connector should be facing down/bottom of the connector in the finished glove.



BEARTEK Gloves are based on the concept of single-hand control that enables improved convenience and safety



"Optional" Motor Installation



2 Wires exit the harness (Colors= Brown & Blue)
Motor- Several size options available.
Largest is depicted here.
Installation location of the motor should
be on the "Outer edge/side" of hand.



8630 M. Guilford Rd. Suite 138
Columbia, Maryland 21046
United States

Proprietary and Confidential