

RYOBI® THE HEAT GUN. REDESIGNED



RYOBI®

THE HEAT GUN. REDESIGNED

USER OBSERVATION



I started out the redesign process with user observations, many potential design opportunities were made clear to me from the beginning. First, I noticed the inconvenience of using a tool that was corded.

Specific to the Ryobi heat gun was the issue of seeing the temperature while the heat gun was sitting upright. The temperature visualization was on the back of the product, making it impossible to read at times

There are two styles of heat guns, ones that the user holds strait, and ones that the user holds like a pistol. Both styles are comfortable, but only for so long.

The Ryobi heat gun was not very stable when it was sitting on its end, this was extremely onconvenient for bending pipes.

Once the user is done using the heat gun, the metal tip will stay hot for a long time, preventing the user from storing it away.

SKETCHING


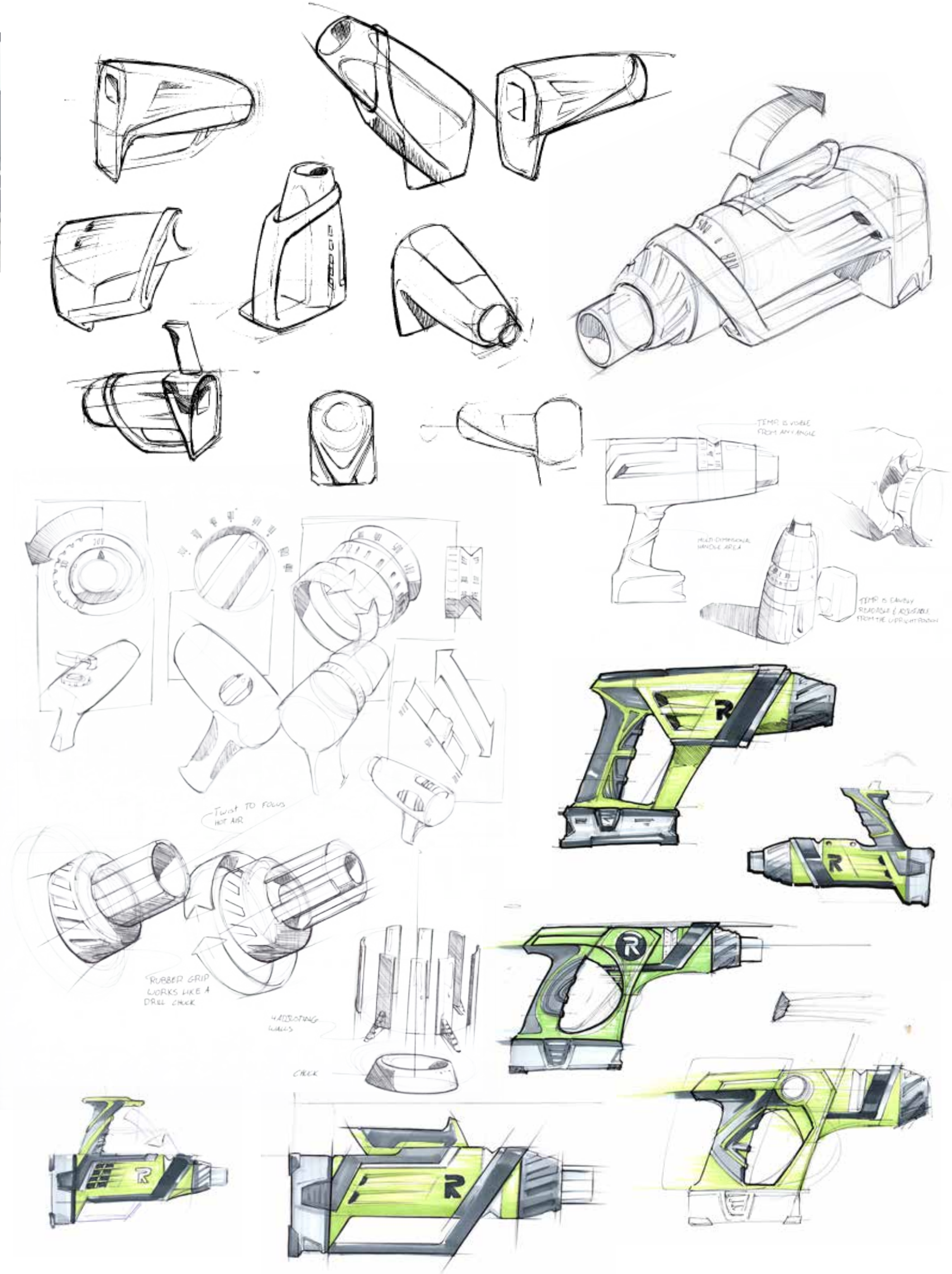

For the styling of the new Ryobi Heat gun, I looked at a lot of different products that had nothing to do with Ryobi of powertools. The new heat gun was designed for the 2020 RYobi line, so some of the current easthetics were altered to fit my view of the future of the brand.



PROTOTYPING

Prototyping was crucial in the process of making a product that was correctly proportional. Also, I payed special attention to where the balance point would be when a battery was added to the tool.

The prototype on the right has two different handl positions for Increased cumfort over extended periods of use.



SOLUTIONS



Process stuff and everything else that you dont want to read about in this lifetime, we need to keep moving and there is no time to slow down.....ever

A retracting nozzle cover was added to allow for quick storage directly after use without fear of burning other objects.

The addition of the battery allowed for a more stable base when the tool is sitting upright.

The 2-way teperature dial allows the user to easily read the teperature no matter what position they are using the tool .

The handle detatches and reattaches in another position, allowing the user to choose the desired handle position.