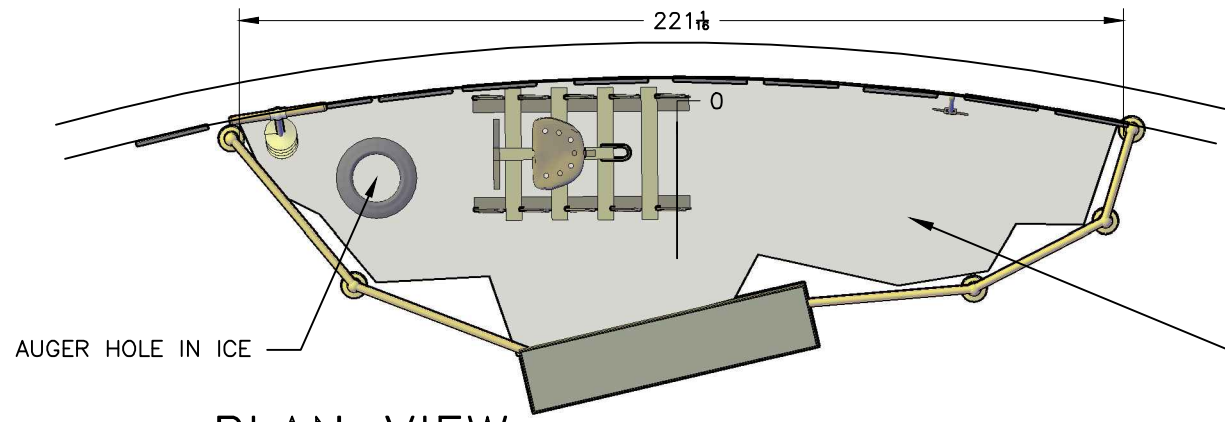


**Measuring to Marketing: 10 Easy Steps**

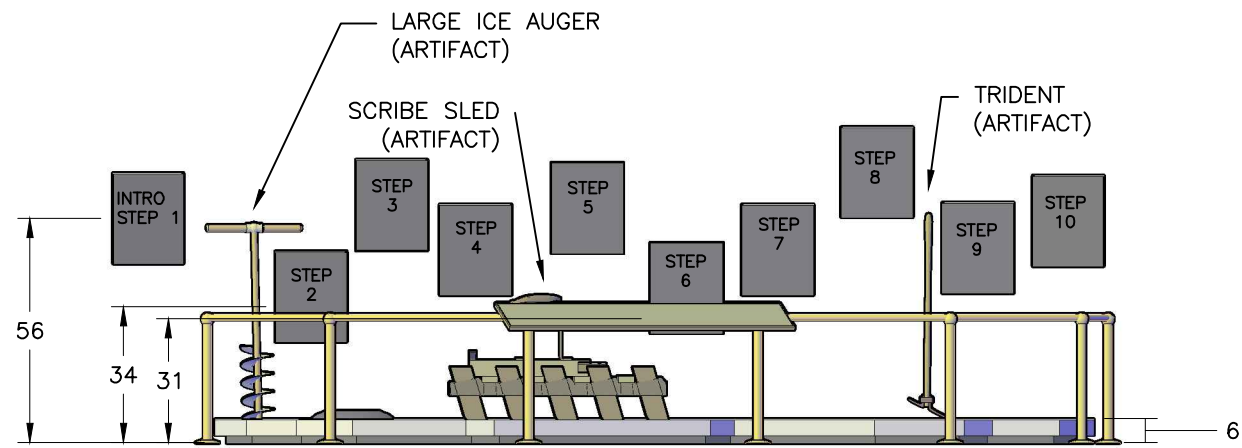
In late December or early January, the ice harvest would begin in earnest. Before mechanization, the harvest was accomplished with man and horse power. Later, motorized saws would be used. Which method would you prefer?

If you were a farmer in Cedar Falls in the late nineteenth and early twentieth centuries, you probably made some extra money during the winter by harvesting ice. Here are the steps you would have followed.



PLATFORM IS 6" HIGH, GLOSS WHITE PVC FLOORING WITH 2" BLACK LAMINATE KICK

**1 PLAN VIEW**  
SCALE: 1/4" = 1'-0"




ADDITIONAL ARTIFACTS WILL BE DETERMINED

**2 FRONT ELEVATION**  
SCALE: 1/4" = 1'-0"



**3 RENDERING**  
SCALE: NTS



**ICE HOUSE**  
Exhibit Concepts

Project Name & Number:  
Ice House Museum  
100% FINAL DESIGN  
Project #: 2436

Area:  
AREA D

Sheet Title:  
MEASURING AND MARKING

Designer:  
Chris Lee / Bart Hays

Date:  
JULY 1, 2010

Scale:  
As Noted



**D.3**