

EXCEPTIONAL SURFACES

Timeless. Modern. Exceptional.





Exceptional Elegance

The Exceptional Surfaces collection - inspired by the classic style of Old World elegance mingled with modern design - offers beautiful, contemporary *porcelain tile*, elegant hand-forged *metal décor accents* and mixes of *glass and stone* for today's interiors. The sophisticated line of modular wall and floor tiles coordinate to provide an array of design options; from the ambiance of Italianate architecture to the high style of an urban loft. Choose from a palette of beautiful colors in rich, warm deep tones, aged textures and an assortment of patterns to complement your personal style. Combine the elements of old and new for kitchens, bathrooms, fireplaces or anyplace that you want to enjoy the elegant combination of classic design and contemporary beauty.

Beautifully Sustainable

50% post-consumer recycled content is used in the body of all our metal tiles.

We are committed to protecting the environment through our quality manufacturing processes and by offering recycled and environmentally friendly metal tile products.

Creative Metals.....	4-9
Plaques.....	10-11
Porcelain.....	12-15
Glass & Stone	16-17
Technical Information	18
Installation Information	18
Care and Maintenance	18
Colors and Finishes.....	19
Ordering and Terms.....	19



Product shown above: Wall - Glass & Stone, ARLINGTON PW06/1LGMIXMOS - 6 x 24
Large Linear Mosaic

Products shown left: Wall - Metals Modern HT315-BZAS, Liner top - MO100-BZAS - 2 x 12,
Liner bottom - MO104-BZAS - 3/4 x 12, Porcelain Field Tile - Sketches XS02106 Parchment 6 x 6,
Floor - Sketches XS02112 Parchment 12 x 12

CREATIVE METALS - OLD WORLD

See page 19 for colors and finishes.

POSTCARDS *from* EUROPE

From the Mediterranean to the North Sea, Europe's great decorative arts inspire the Old World collection. Italian, French and Celtic influences are woven into each tile for a personal statement as unique as you.

ACCENTS



DI623-NSAS
1 x 1



OW022-IRS
2 x 2



OW201-BZAS
2 x 2



OW202-BZAS
2 x 2



OW203-BZAS
2 x 2



DI595-NSAS
1" DIA.



FL252-IRS - 2-1/2 x 2



DI545-BZAS - 3 x 3



FL250-BZAS - 4-7/8 x 4-7/8



TU104-BZAS - 2-7/8 x 2-7/8



DI546-BZAS - 1-1/4 x 1-1/4



FL254-BZAS - 2-1/4 x 2-1/4



OW204-BZAS - 4 x 4



OW205-BZAS - 4 x 4



OW206-BZAS - 4 x 4



TU103-COAS - 2-3/8 x 2-3/8



FL258-IRS - 3-7/8 x 3-7/8



CR530-AIS - 4 x 4




OW947-BZAS - 3-7/8 x 3-7/8



TU102-BZAS - 4 x 4

LINERS




OW211-BZAS - 3/4 x 12



OW207-BZAS - 1 x 12



OW208-BZAS - 1 x 12



OW105-COAS - 1-1/4 x 12



OW715-NSAS - 1-1/2 x 12



OW907-BZAS - 2-1/4 x 12 BULLNOSE



OW209-BZAS - 2 x 12



OW210-BZAS - 2 x 12



OW730-AIS - 1-1/2 x 12



OW100-NSAS - 4-3/8 x 12 BULLNOSE

Products shown below: Wall - Porcelain: Sketches XS0246.18 Charcoal 6 x 18,
Metals Old World: Liner - OW100-AIS 4-3/8 x 12, Metals Basic: Field Tile - FT200 - AIS 5-7/8 x 5-7/8



CREATIVE METALS - MODERN

See page 19 for colors and finishes.

MODERN LOVE

Texture and form take center stage with the Modern line. Whether hammered, striated or distressed, these tiles are rich in character and relief.

ACCENTS



MO505-NSAS
2 x 2



MO001-IRS
2 x 2



DS409-IRS
1-1/4 x 1-1/4



MO784-RBBZ
2 x 2



MO403-BZAS
2 x 2

Products shown: Wall - Metals Modern HT315-BZAS




FIELD TILE



HT313-RBCO - 4 x 4



HT315-RBCO - 3-7/8 x 7-7/8



HT306-NSAS - 3-7/8 x 3-7/8



TX105-NSAS - 5-7/8 x 5-7/8



HT314-RBBZ - 4-5/8 x 8-1/4



ZZ729-NSAS - 6 x 6

LINERS



M0104-NSAS - 3/4 x 12



M0107-NSAS - 1 x 12



M0304-RBCO 1-7/8 x 12



M0970-RBCO - 2-1/8 x 12



M0100-NSAS - 2 x 12



M0303-BZAS - 3 x 12 BULLNOSE

SLEEK STYLE

Our Basic line is the building block to great design. Simply classic, these clean, crisp surfaces speak softly on their own, or provide a backdrop for the luxe looks of our modern or old world tiles.

ACCENTS



BC517-COAS
2 x 2



BC519-NSAS
2 x 2



BC221-AIS
2 x 2



TU106-BZAS
1 x 1

FIELD TILE



WA135-NSAS - 4 x 4



BC212-BZAS - 4 x 4



BC213-BZAS 3 x 6



BC214-BZAS - 2 x 4



FT200-COAS - 5-7/8 x 5-7/8



BC036-AIS - 4 x 8

LINERS



BC215-BZAS - 1/2 x 12



BC538-COAS - 7/8 x 12



BC503-NSAS - 7/8 x 12



BC617-NSAS - 1-1/4 x 12



BC701-BZAS - 1-1/2 x 12



BC706-NSAS - 2 x 12



BC011-BZAS 1-1/2 x 12



BC708-BZAS - 1-5/8 x 12



Products shown above: M0107-IRS 1 x 12, OW210-IRS 2 x 12, Tierra del Fuego
XSTF0100202MOS Golden Oak 2 x 2 mosaic, OW201-IRS 2 x 2, OW202-IRS 2 x 2,
OW203 - IRS 2 x 2, XSTF01013 Golden Oak 13 x 13 & XSTF010BN Golden Oak 3 x 13 Bullnose

PLAQUES



OWPLB-BZAS - 11-1/2 x 15-1/2



S0103-BZAS - 11-1/2 x 15-1/2



BCPLA-BZAS - 11-1/2 x 15-1/2

Products shown below: Wall - Glass & Stone Concord PW05/1.503MOS - 1/2 x 3 Staggered Mosaic,
Basic Plaque BCPLA-NSAS 11-1/2 x 15-1/2, BC503-NSAS - 7/8 x 12 & BC706-NSAS - 2 x 12





Products shown: Floor - Porcelain Tierra del Fuego 20 x 20 Cordoba Grey,
Backsplash - Glass & Stone PW08/1LGMIXMOS Lincoln Square 6 x 24 Large Linear Mosaic

TIERRA *del* FUEGO

Classic stone is given the strength and durability of porcelain in Tierra del Fuego. Subtle, elegant, and charming, the four soft colors in this collection speak of style and grace.

COLORS



XSTF01020 GOLDEN OAK - 20 X 20



XSTF01120 SIENNA BROWN - 20 X 20

FIELD TILE



Products shown above: Metals Modern M0107-IRS 1 x 12, Old World OW210-IRS 2 x 12, OW201-IRS 2 x 2, OW202-IRS 2 x 2, OW203-IRS 2 x 2 & Porcelain Tierra del Fuego XSTF0100202MOS Golden Oak 2 x 2 mosaic



XSTF01220 LUNA PEARL - 20 X 20



XSTF01320 CORDOBA GREY - 20 X 20

SIZES (Available in all colors)



XSTF01020 GOLDEN OAK - 20 X 20



XSTF0106.20 GOLDEN OAK
6.5 X 20




XSTF01006
GOLDEN OAK -
6.5 X 6.5



XSTF01013 GOLDEN OAK - 13 X 13



XSTF010BN GOLDEN OAK - 3 X 13



XSTF0100202MOS GOLDEN OAK
2 X 2 MOSAIC
Mesh Mounted 13 x 13

SKETCHES

Featuring a look evoking both wood and concrete, Mother Nature meets Urban Chic in Sketches porcelain tile. Six colors range in tone from warm Sepia to steely Graphite, all made in the USA.

COLORS

FIELD TILE



XS02018 CHALK - 18 X 18



XS02118 PARCHMENT - 18 X 18



XS02218 OCHRE - 18 X 18



XS02318 SEPIA - 18 X 18



XS02518 GRAPHITE - 18 X 18



XS02418 CHARCOAL - 18 X 18


SIZES (Available in all colors)



XS02318 SEPIA - 18 X 18



XS0236.18 SEPIA - 6 X 18



XS02312 SEPIA - 12 X 12



XS0230202MOS SEPIA -
2 X 2 MOSAIC
Mesh Mounted 13 x 13



Products shown: Wall - Porcelain: Sketches XS0246.18 Charcoal 6 x 18,
Metals Old World: Liner - OW100-AIS 4-3/8 x 12, Metals Basic: Field Tile - FT200 - AIS 5-78 x 5-7/8

PARK WEST

From pre-war apartments to glittering high rises, Park West takes its cue from the sleek glass and stone skyline of Manhattan. With three options in size and shape, these mosaics stand alone or unite with Exceptional Surface's metal and porcelain tiles, making a bold statement on design.

MOSAICS



CHELSEA
PW01/.1.5.5MOS - 1/2 x 1/2 Mosaic



CHELSEA
PW01/.1.503MOS - 1/2 x 3 Staggered Mosaic



CHELSEA
PW01/.1LGMIXMOS - 6 x 24 Large Linear Mosaic



BLOOMFIELD
PW02/.1.5.5MOS - 1/2 x 1/2 Mosaic



BLOOMFIELD
PW02/.1.503MOS - 1/2 x 3 Staggered Mosaic



BLOOMFIELD
PW02/.1LGMIXMOS - 6 x 24 Large Linear Mosaic



WESTERLEIGH
PW03/.1.5.5MOS - 1/2 x 1/2 Mosaic



WESTERLEIGH
PW03/.1.503MOS - 1/2 x 3 Staggered Mosaic



WESTERLEIGH
PW03/.1LGMIXMOS - 6 x 24 Large Linear Mosaic



WOODSIDE
PW04/.1.5.5MOS - 1/2 x 1/2 Mosaic



WOODSIDE
PW04/.1.503MOS - 1/2 x 3 Staggered Mosaic



WOODSIDE
PW04/.1LGMIXMOS - 6 x 24 Large Linear Mosaic



Products shown above: Glass & Stone LINCOLN SQUARE
PW08/.1LGMIXMOS - 6 x 24 Large Linear Mosaic



CONCORD
PW05/.1.5.5MOS - 1/2 x 1/2 Mosaic



CONCORD
PW05/.1.503MOS - 1/2 x 3 Staggered Mosaic



CONCORD
PW05/.1LGMIXMOS - 6 x 24 Large Linear Mosaic



ARLINGTON
PW06/.1.5.5MOS - 1/2 x 1/2 Mosaic




ARLINGTON
PW06/.1.503MOS - 1/2 x 3 Staggered Mosaic



ARLINGTON
PW06/.1LGMIXMOS - 6 x 24 Large Linear Mosaic




ELM PARK
PW07/.1.5.5MOS - 1/2 x 1/2 Mosaic



ELM PARK
PW07/.1.503MOS - 1/2 x 3 Staggered Mosaic



ELM PARK
PW07/.1LGMIXMOS - 6 x 24 Large Linear Mosaic



LINCOLN SQUARE
PW08/.1.5.5MOS - 1/2 x 1/2 Mosaic



LINCOLN SQUARE
PW08/.1.503MOS - 1/2 x 3 Staggered Mosaic



LINCOLN SQUARE
PW08/.1LGMIXMOS - 6 x 24 Large Linear Mosaic

APPLICATION:

Creative Metal tiles are recommended for use in both exterior and interior vertical applications including kitchen back-splashes, bathroom & shower walls, desk & counter surrounds, fireplace surrounds, and feature walls. You can use decorative trim in combination with ceramic tiles, natural stone, fabric, wood paneling, or paint. Wall tiles and trims are appropriate as wall coverings in any residential structure and in commercial structures with approved sprinkler systems. **NOTE:** Creative Metal wall tiles and trims are not suitable for flooring and counter tops as the clear coat will scratch, but can be used as an edging border on the floor up to 18" from the wall and as a bullnose edge on counter tops. (IRS not recommended for showers)

TILE SURFACE:

Creative Metal tiles are a true 1/32" thick metal veneer cast in a mold process with a resin backing. Each piece of wall and trim tile is coated to protect the natural metal surface from its natural aging and patina. Our clear coat has UV protection and a special additive for more scratch resistance. When using with ceramic tile, follow the normal installation instructions for ceramic tile. Take careful note of the following recommendations specific to Creative Metal wall tiles and trims.

SETTING MATERIALS

For best results, use a premium thinset Portland cement mortar with liquid latex admixture conforming to ANSI A118.4 or a water-cleanable epoxy mortar conforming to ANSI A118.3, depending upon the requirements of the application.

SETTING METHODS

Follow adhesive manufacturer's instructions for preparation, mixing, application, and clean-up. Store Creative Metal tiles & trims in original packaging at room temperature until ready for use. Do not stack tiles on top of each other or lay tiles face down. Trowel a layer of mortar on the back of each tile prior to placing on the combed mortar bed to obtain 100% coverage.

GROUTING MATERIALS

Always use an unsanded (dry) latex-portland cement grout conforming to ANSI A118.6, or a water-cleanable grouting epoxy conforming to ANSI A118.3, suitable for the area of use.

GROUTING METHOD

Follow grout manufacturer's instructions for preparation, mixing, application, and clean-up. First tape off all surface areas of metal tiles to avoid getting grout into tile relief. This is very important in the installation process. Use a clean, firm rubber float. DO NOT use abrasive cleaners, powders, scouring pads, steel wool, sandpaper, etc. to remove grout haze or damage to the tiles will result.

CARE & MAINTENANCE

Creative Metal wall & trim tiles will easily maintain their rich appearance with simple routine care. Generally, cleaning with a damp cloth or sponge and solutions of warm water and dishwashing detergent is sufficient. All-purpose liquid, non-abrasive cleaners also work well. Rinse with clean water and wipe dry with a soft cloth. DO NOT USE SCOURING PADS, STEEL WOOL, SANDPAPER, SCOTCH-BRITE PADS, ETC. Avoid cleaners containing ammonia, bleach or any other chemicals and do not use any abrasive cleaners. Always test in a small inconspicuous area when using a new cleaner to ensure compatibility.

STICK-ON INSTRUCTIONS

Using premium polyurethane construction adhesive, apply a small dab to the back of the stick-on tile. Press the tile against the substrate and then remove it and wait until the adhesive becomes tacky. Reapply the tile and set it in place with tape until the adhesive cures. Do not let the adhesive come in contact with the metal surface of the tile and do not use any chemicals to clean the surface of the stick-on.



Rainbow Copper Satin (RBCO)



Rainbow Bronze Satin (RBBZ)



Nickel/Silver Antique Satin (NSAS)



Blacksmith Iron Satin (BSIS)



Copper Antique Satin (COAS)



Bronze Antique Satin (BZAS)



Aged Iron Satin (AIS)



Iron/Rust Satin (IRS)



Copper Penny (CP)

COLOR CODE AND ORDERING INFORMATION

The color chart above shows the 9 available colors/finishes and their proper color codes that are available from Exceptional Surfaces. Please note that every aging process and/or metal finish does not look good in every finish.

AVAILABLE METAL COLORS: Bronze (BZ), Copper (CO), Nickel/Silver (NS), Iron/Rust (IR)*, Copper Penny (CP)

METAL AGING PROCESS: Natural, Antique (A), Copper (CO), Rainbow (RB), Blacksmith Iron (BSI) and Aged Iron (AI)

AVAILABLE METAL FINISHES: Satin (S)

*Iron/Rust color can be used in damp areas, It should not be used in wet areas or where grease can spatter on the tiles.

TERMS AND CONDITIONS

Always check for stock if delivery times are important.

All Shipping is F.O.B. at our factory warehouse.

All shipping charges are added to invoice or, if stated on your purchase order, billed to your shipping account.

P O Box 3488 • Crossville, TN 38557
Phone: 931-707-3007 • 800-447-8664
Fax: 931-707-3014 fax
ExceptionalSurfaces.com



EXCEPTIONAL
SURFACES

ExceptionalSurfaces.com
800-447-8664

Products shown: Floor - Porcelain Tierra del Fuego 20 x 20 Cordoba Grey

LIT-ESGC-13