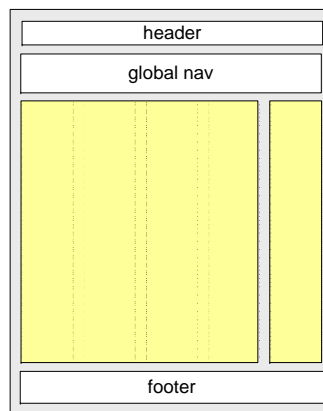


Date	Initials	Description
13 MAR	bw	first draft in new template
24 MAR	bw	updated with feedback from Rebecca
4 APR	bw	updated pages 6 and 7 with new content, changes to match data mapping
13 APR	bw	version 4, added service wireframes
27 APR	bw	version 5, updated to SWAT final (added breadcrumbs)
13 MAY	jroe	version 6, updated based on SWAT to IBM wireframe discrepancies.

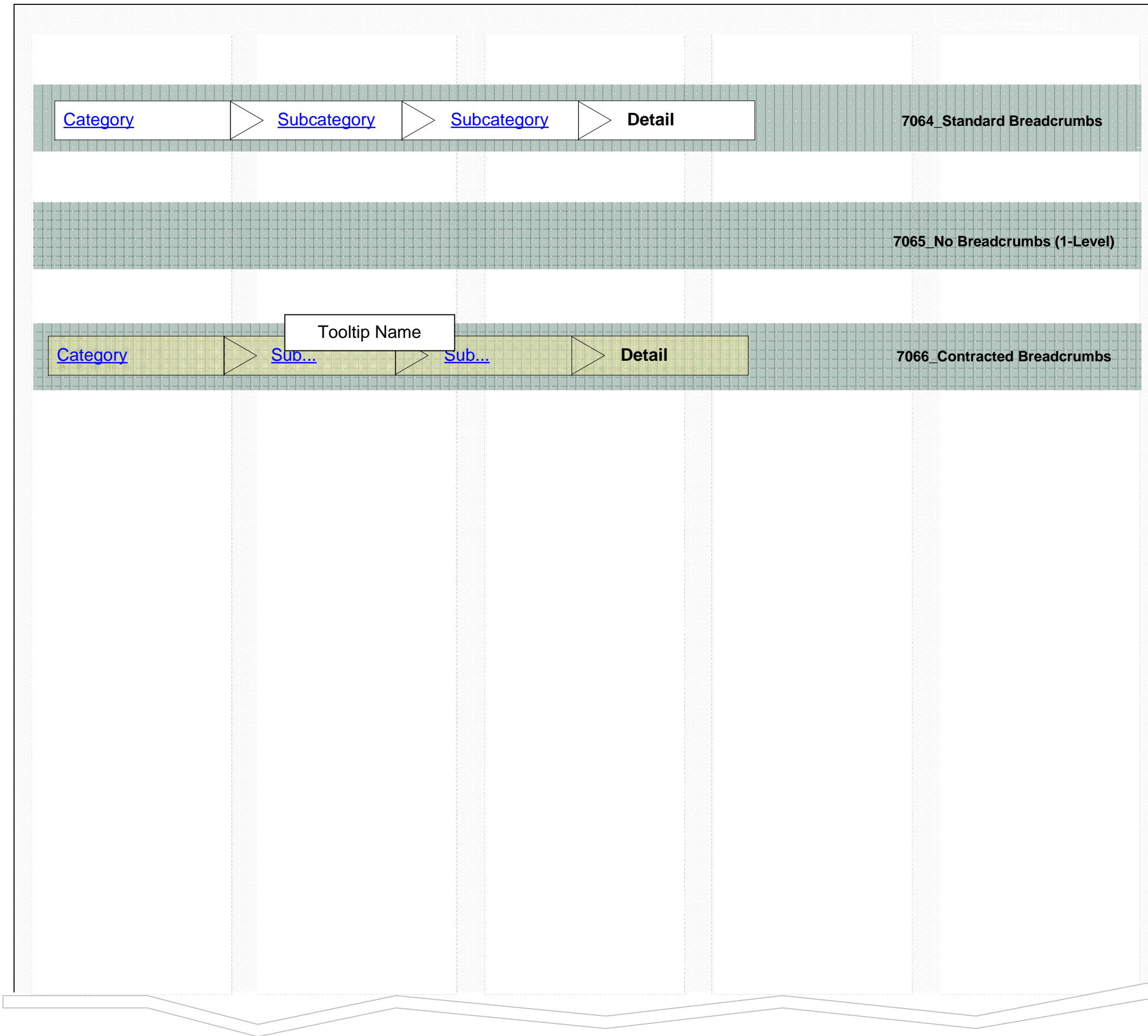
Are there only three image sizes throughout the site (not counting the homepage? (thumbnail, primary asset, enlarged?))

Layout Template



180 R
(layout template)

Design Patterns



Implementation Details

View Breadcrumbs .doc
(ID 2311)

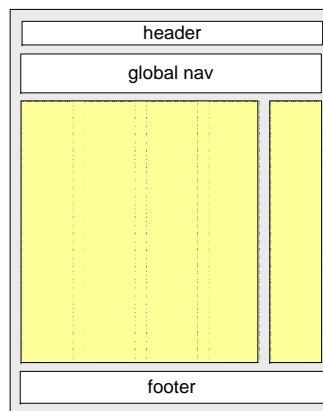
Folder ID: 3965

Breadcrumbs will display on all navigational pages (excludes Splash screen, Home, User Maintenance, Contact Us, Forms, Shopping Cart and Search pages)

Depict breadcrumbs in 'worst case' form based on business requirements from Browse Ucs?

- Need Data Element #s from QC
- DE- Previous Page Breadcrumb
- DE- Breadcrumb Separator
- DE- Current Page Breadcrumb

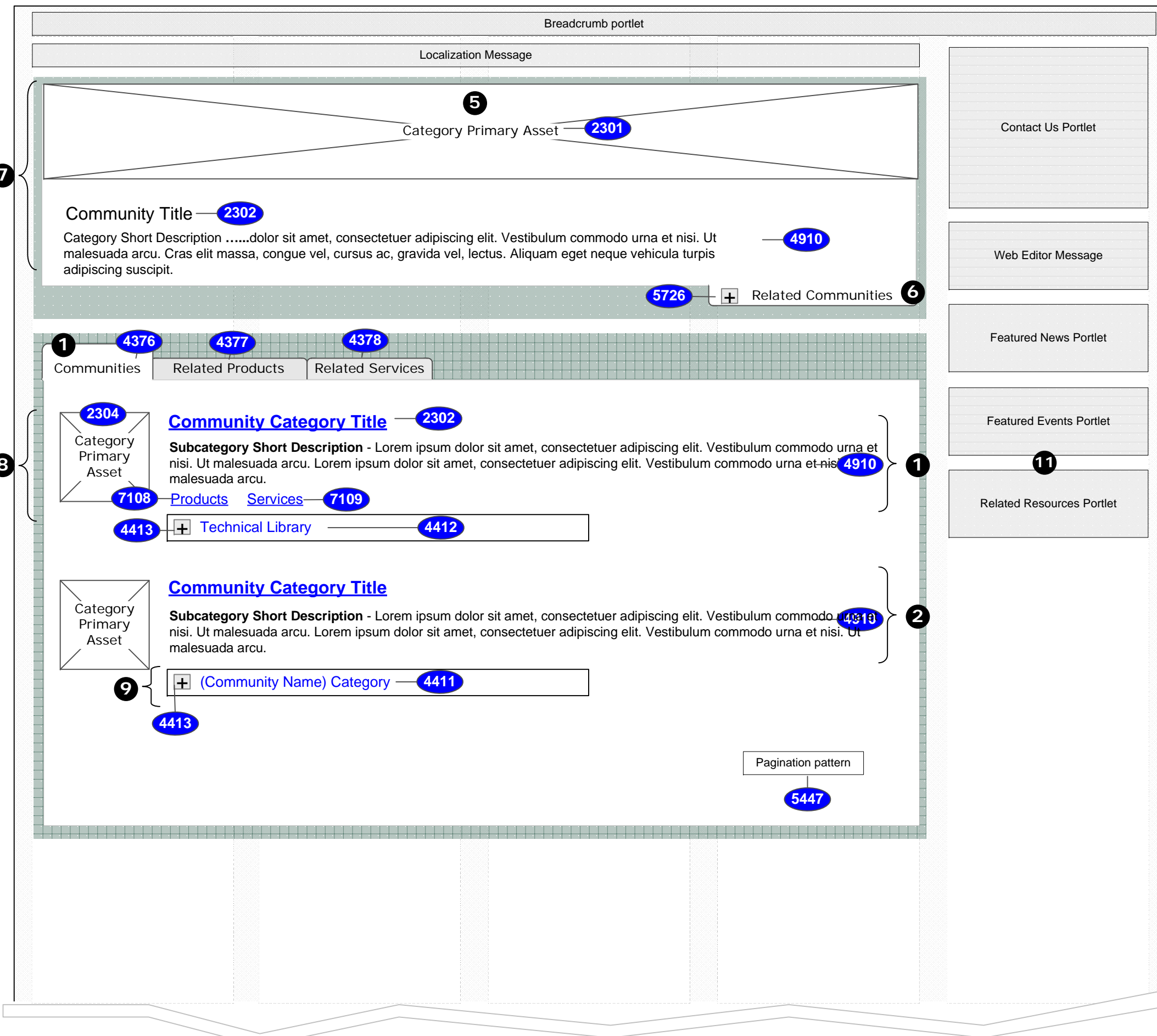
Layout Template



180 R
(layout template)

Design Patterns

- Tab modules
- Collapsible Panel
- Pagination pattern
- Mouseover teaser



Implementation Details

View Community Categories v06.00.doc
(ID 2014)
QC Folder ID: 3966

THERE ARE 3-4 DIFFERENT WAYS IN THE NAVIGATION THAT A USER CAN ENTER THIS PAGE. HOWEVER, LABELING WILL BE DIFFERENT ON THE TABS FOR DIFFERENT CIRCUMSTANCES. FOR INSTANCE: WHEN A USER ENTERS THIS PAGE THROUGH THE COMMUNITY HOME PAGE – THE TAB THAT WILL BE UPFRONT AND ENLARGED WILL BE LABELED “COMMUNITIES”. IN OTHER INSTANCES, THE ENLARGED TAB WILL BE LABELED “RELATED COMMUNITIES”.

- 1** Some categories may go down one level – while
- 2** others may not have any child categories but have content at the second level.
- 5** The category Primary Asset may be an image or flash file. Dimensions TBD.
- 6** Tray defaults to closed, user expands to reveal related communities, click again to contract

- 7** Level 1 Community Category
- 8** Level 2 Community Category
- 9** Level 3 Community Category (beneath the collapsible panel)

11 Note: “Featured” appears in the title of “Related” portlets only on a community category landing page. It is priority driven by the editor

Subcategory pages do not have “Featured” portlets, they all have “Related” portlets.

Layout Template

180 R
(layout template)

Design Patterns

- Tab modules
- Collapsible Panel
- Pagination pattern
- Mouseover teaser

Breadcrumb portlet

Localization Message

5 Category Primary Asset 2301

7 Community Category 2302

Category Short Descriptiondolor sit amet, consectetur adipiscing elit. Vestibulum commodo urna et nisi. Ut malesuada arcu. Cras elit massa, congue vel, cursus ac, gravida vel, lectus. Aliquam eget neque vehicula turpis adipiscing suscipit. 2303

5727 Related Communities

- > Community Category Title
- Selected Community 2302 CategoryTitle
- > Community Category Title

5726 Related Communities 6

4376 Communities 4377 Related Products 4378 Related Services

2304 Community Primary Asset Thumbnail

2302 Subcategory Title

Community Short Description - Lorem ipsum dolor sit amet, consectetur adipiscing elit. Vestibulum commodo urna et nisi. Ut malesuada arcu. Lorem ipsum dolor sit amet, consectetur adipiscing elit. Vestibulum commodo urna et nisi. Ut malesuada arcu.

Products 12 Services

4413 Technical Library 4412

- Application Notes (24) 4214
- Case Studies (1)
- 10 Methods (2)
- Protocols (10)
- White Papers (21)

Category Primary Asset

2302 Subcategory Title

Subcategory Short Description - Lorem ipsum dolor sit amet, consectetur adipiscing elit. Vestibulum commodo urna et nisi. Ut malesuada arcu. Lorem ipsum dolor sit amet, consectetur adipiscing elit. Vestibulum commodo urna et nisi. Ut malesuada arcu.

4413 (Community Name) Category 4411

- Community Title 3714
- Community Title
- Community Title

9

3714 Sub Sub Category Title 4

SubSubCategory Teaser - Lorem ipsum dolor sit amet, consectetur adipiscing elit. Vestibulum commodo urna et nisi. Ut malesuada arcu. 3715

5447 Pagination pattern

Implementation Details

View Community Categories v06.00.doc (ID 2014)

- 7 Level 1 Community Category
- 8 Level 2 Community Category
- 9 Level 3 Community Category

3 Shows Level 2 with the collapsible panel open

4 Shows Level 3 hover state: when user mouses over a title, the title and teaser are presented in a flyout

5 The category Primary Asset may be an image or flash file. Dimensions TBD.

6 User expands to reveal related communities, clicks again to collapse

10 Note: 11 types of content are available. It will scroll to however many types of content are available for that library

11 Note: "Featured" appears in the title of "Related" portlets only on a community category landing page. It is priority driven by the editor

Subcategory pages do not have "Featured" portlets, they have "Related" portlets

12 Products and Services links only appear at the lowest category level.

Contact Us Portlet

Web Editor Message

Featured News Portlet

Featured Events Portlet

11

Related Resources Portlet

Layout Template

180 R
(layout template)

Design Patterns

- Tab modules
- Collapsible Panel
- Pagination pattern
- Mouseover teaser

Breadcrumb portlet

Localization Message

Category Primary Asset **2301**

Category Title **2302**
 Category Short Descriptiondolor sit amet, consectetur adipiscing elit. Vestibulum commodo urna et nisi. Ut malesuada arcu. Cras elit massa, congue vel, cursus ac, gravida vel, lectus. Aliquam eget neque vehicula turpis adipiscing suscipit. **4910**

5726 + Related Communities

6573 Technical Library **4377** Related Products **4378** Related Services

6636 [View all information in the Resource Library](#) **4375**

Category Body Copydolor sit amet, consectetur adipiscing elit. Vestibulum commodo urna et nisi. Ut malesuada arcu. Cras elit massa, congue vel, cursus ac, gravida vel, lectus. Aliquam eget neque vehicula turpis adipiscing suscipit. dolor sit amet, consectetur adipiscing elit. Vestibulum commodo urna et nisi. Ut malesuada arcu. Cras elit massa, congue vel, cursus ac, gravida vel, lectus. Aliquam eget neque vehicula turpis adipiscing suscipit. dolor sit amet, consectetur adipiscing elit. Vestibulum commodo urna et nisi.

4214

4413 - [Application Notes \(15\)](#) **4374** **1**

- Application Note Title
- Application Note Title
- Application Note Title
- Application Note Title
- Application Note Title

Application Note Title **4372**
 Application Note Abstract Aliquam eget neque vehicula turpis adipiscing suscipit. dolor sit amet, consectetur adipiscing elit. **4373**

- + [Case Studies \(4\)](#) **1**
- + [FAQs \(1\)](#) **1**
- + [Methods \(12\)](#) **1**
- + [Newsletters \(1\)](#) **1**
- + [White Papers](#) **1**

Contact Us Portlet

Web Editor Message

Related News Portlet

Related Events Portlet

2 Related Resources Portlet

Implementation Details

UC ID 2453

WHEN THE USER IS AT THE LOWEST LEVEL COMMUNITY CATEGORY, THE SYSTEM WILL DISPLAY THE RELATED PRODUCTS TAB OPEN BY DEFAULT. THE USER MUST CLICK THE TECHNICAL LIBRARY TAB TO VIEW THIS PAGE.

- Note on content:** Currently, there are 11 content types flagged in Agility as community content. The technical library page will display all of the titles associated to the content type. The items in the list will scroll; displaying the entire list of items associated to that content type. The user can click the View Technical Library link to view all of the related content.
- The system should not display the Resource portlet when on the Technical Library page is presented. The resource portlet appears on the right side of the page and will be hidden for this use case.

Layout Template

180 R
(layout template)

Design Patterns

- Tab modules
- Collapsible Panel
- Pagination pattern
- Mouseover teaser
- Table

Breadcrumb portlet

Localization Message

5666 Content Type 4377 Related Products **1** 4378 Related Services **2**

5650 Article Primary Asset

4372 **Article Title**

4373 **Title Abstract**dolor sit amet, consectetur adipiscing elit. Vestibulum commodo urna et nisi. Ut malesuada arcu. Cras elit massa, congue vel, cursus ac, gravida vel, lectus. Aliquam eget neque vehicula turpis adipiscing suscipit.

3 **Introduction**
The introduction of the LTQ Orbitrap XL including a multipole collision cell offers an additional collisional activation method on the system. Besides CID in the linear ion trap, the collision cell allows for Higher Energy Collisional Dissociation (HCD) experiments, which provides access to the low molecular mass range in MS/MS experiments with high efficiency. An important application within the proteomics field is the discovery of potential differences reflecting certain disease states. One approach of looking for differences are isotopic labeling techniques such as iTRAQ. Fragmenting iTRAQ labeled peptides within this collision cell enables accessing reporter ions, while having enough information for peptide identification in the higher mass region. The introduction of the LTQ Orbitrap XL including a multipole collision cell offers an additional collisional activation method on the system. Besides CID in the linear ion trap, the collision cell allows for Higher Energy Collisional Dissociation (HCD) experiments, which provides access to the low molecular mass range in MS/MS experiments with high efficiency. An important application within the proteomics field is the discovery of potential differences reflecting certain disease states. One approach of looking for differences are isotopic labeling techniques such as iTRAQ. Fragmenting iTRAQ labeled peptides within this collision cell enables accessing reporter ions, while having enough information for peptide identification in the higher mass region.

Download resource:

Title	File Type	Size
<u>Evaluation of iTraQ™ Quantitation with Higher Energy Collisional Dissociation on a Hybrid LTQ Orbitrap™ XL Mass Spectrometer</u> 4372	PDF 5652	598 k 5653
<u>Automated identification of SUMOylation sites using mass spectrometry and SUMmOn pattern recognition software</u>	1 MB	
<u>Evaluation of iTraQ™ Quantitation with Higher Energy Collisional Dissociation on a Hybrid LTQ Orbitrap™ XL Mass Spectrometer</u>	PDF 5651	987 k

For registered users

Contact Us Portlet

Web Editor Message

Related News Portlet

Related Events Portlet

Related Resources Portlet

Implementation Details

UC ID 2499

QC Folder ID: 3967

1 RELATED PRODUCTS TAB – REFER TO WIREFRAME/ REQID #3973

2 RELATED SERVICES TAB – REFER TO WIREFRAME/ REQID #3974

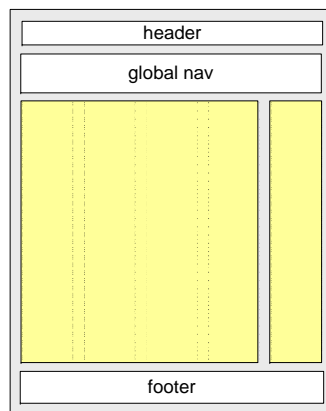
THIS PAGE DISPLAYS A SELECTED CONTENT TYPE. THE LIST OF APPROPRIATE TYPES AND THE FIELDS THAT CAN DISPLAY BASED ON TYPE LIVE IN THE AGILITY DATA MODEL.

THE CONTENT TYPE IN THE TAB WILL DISPLAY THE ACTUAL TYPE SUCH AS WHITE PAPER.

THIS WIREFRAME ILLUSTRATES WHAT THE INTRODUCTION PAGE FOR A TYPE MAY LOOK LIKE TO THE USER.

3 Agility will populate this page with field types appropriate to the specific article

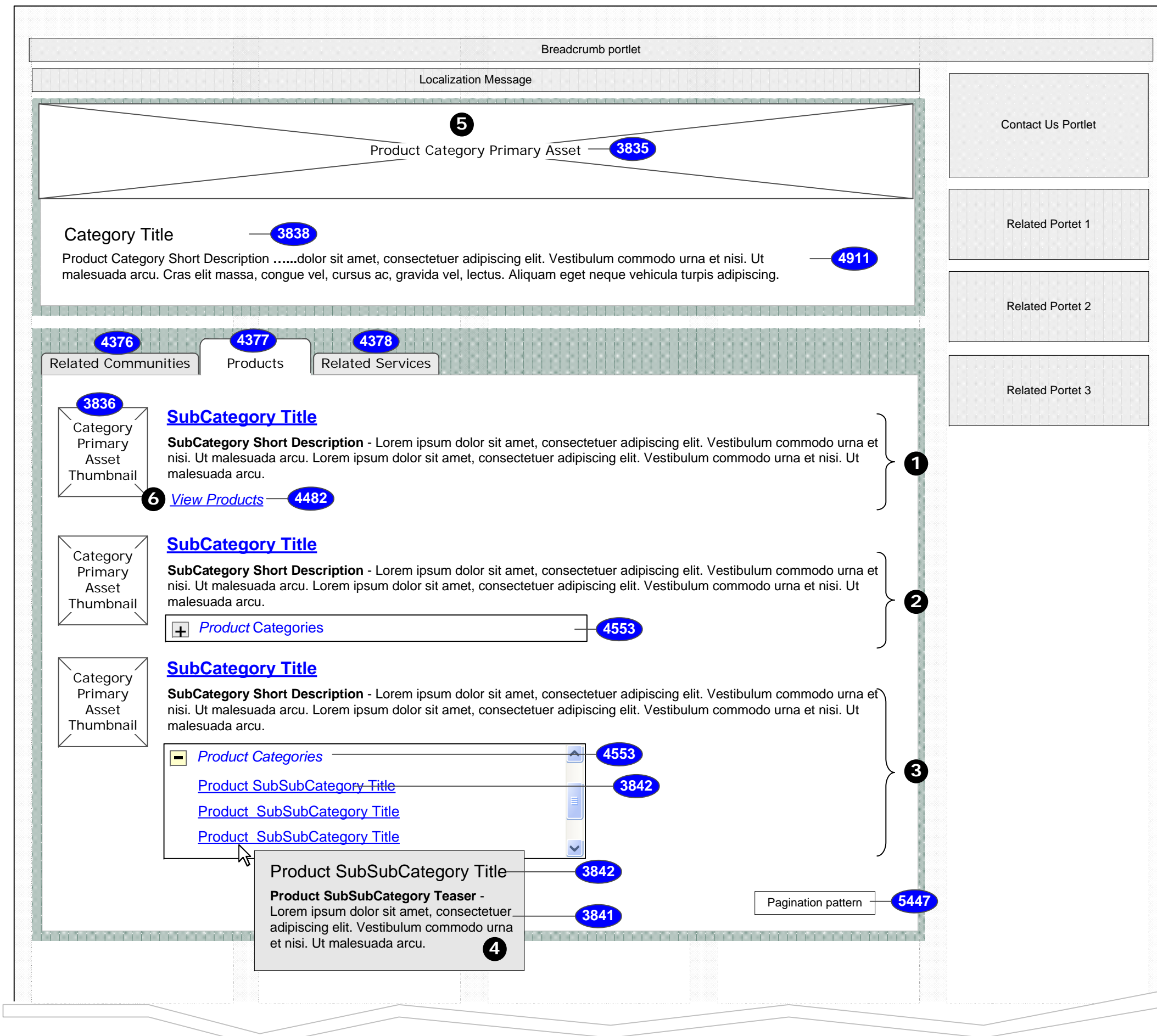
Layout Template



180 R
(layout template)

Design Patterns

- Tab modules
- Collapsible Panels
- Pagination pattern
- Hover Invitation



Implementation Details

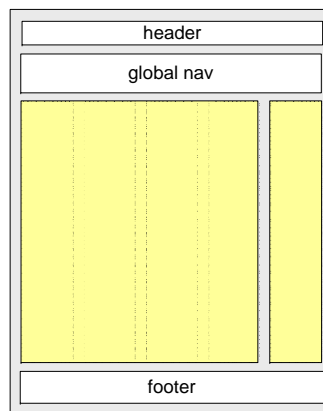
UC ID 2312

Folder ID 3971

WHEN THE USER SELECTS A PRODUCT CATEGORY FROM THE MAIN NAV OR FROM A LINK, THE SYSTEM DISPLAYS THE CORRESPONDING CATEGORY PAGE

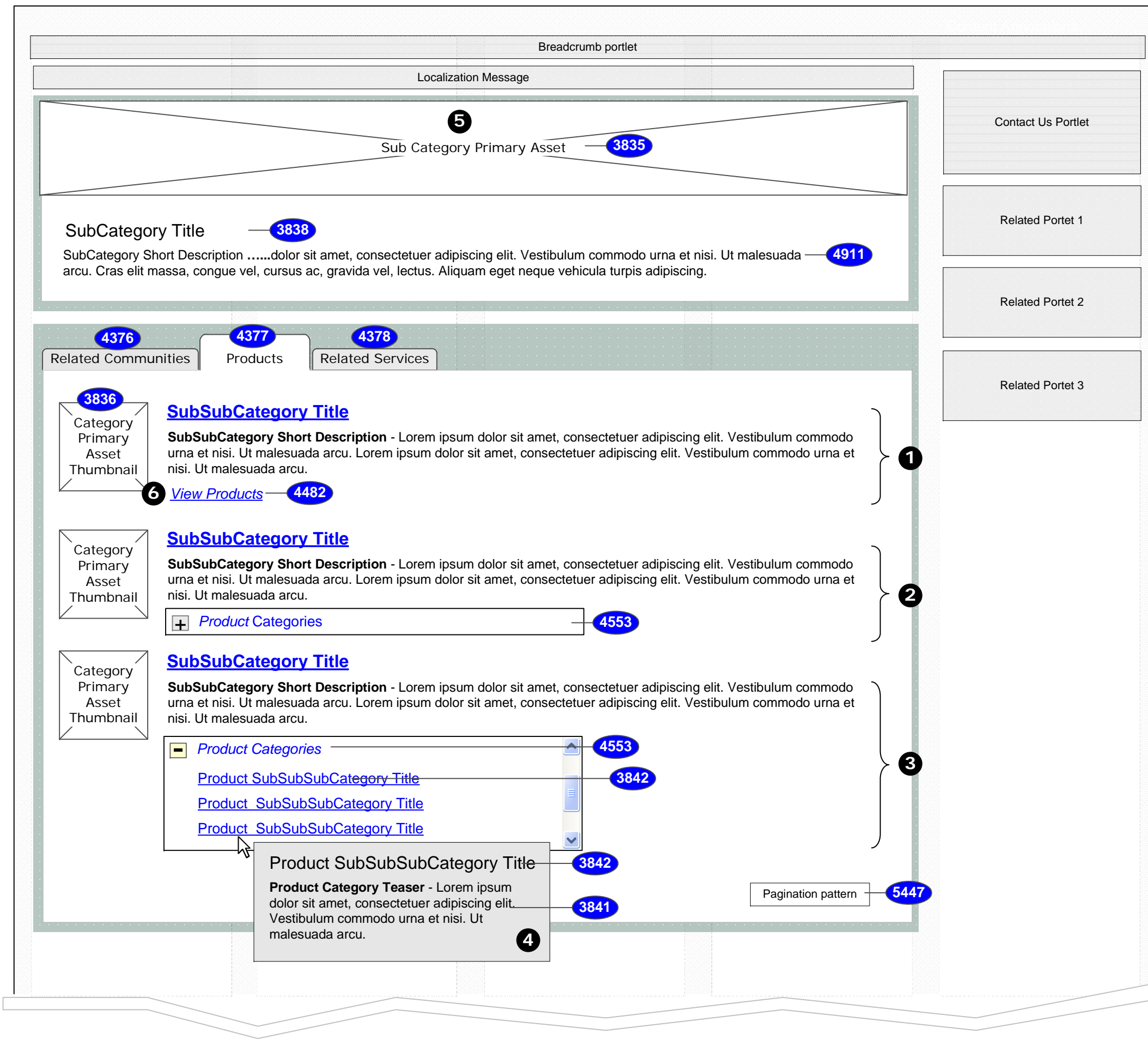
- 2 Some Categories may go down one level – while
- 1 others may not have any product info until the second level.
- 6 Takes the user to a product listing page.
- 3 Shows 2 with the accordion panel open
- 4 Shows 2 hover state: when user mouses over a title, the title and teaser are presented in a flyout
- 5 The category Primary Asset may be an image or flash file. Dimensions TBD.

Layout Template



180 R
(layout template)

Design Patterns



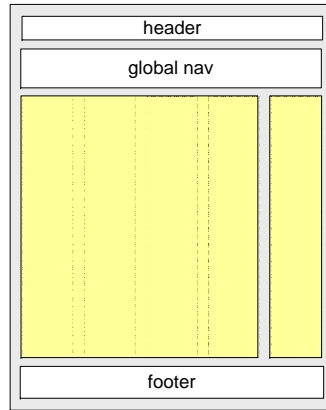
Implementation Details

UC ID 2312

Folder ID 3971

This wireframe shows subsequent levels of depth following a category selection in the browse path.

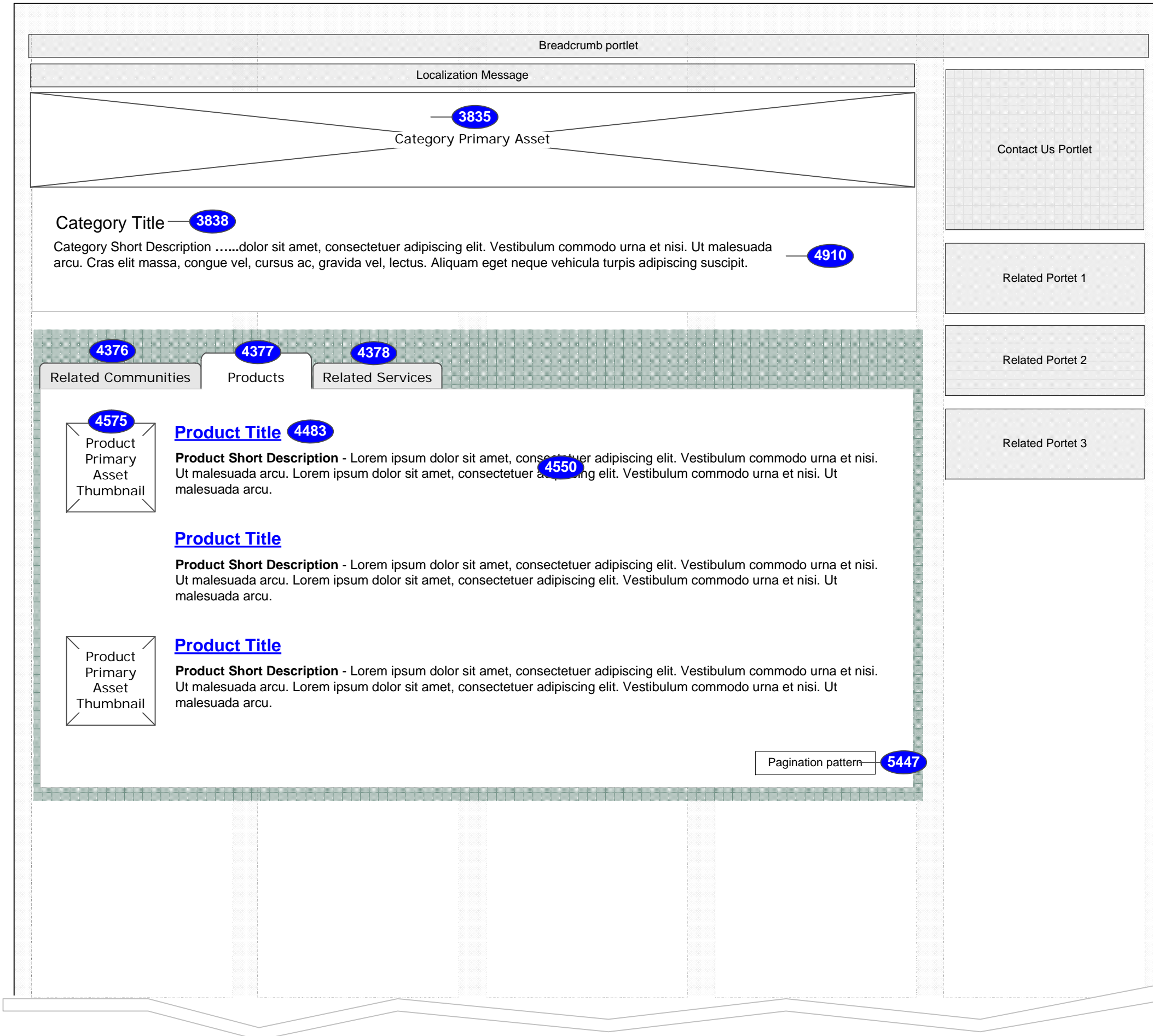
Layout Template



180 R (layout template)

Design Patterns

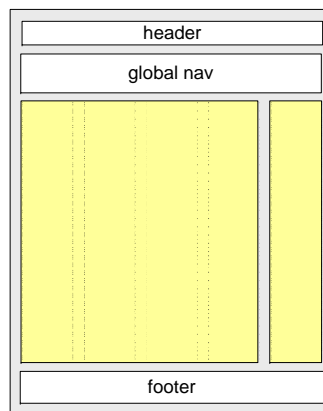
- Tab modules
- Pagination pattern



Implementation Details

See Use Case ID 2476

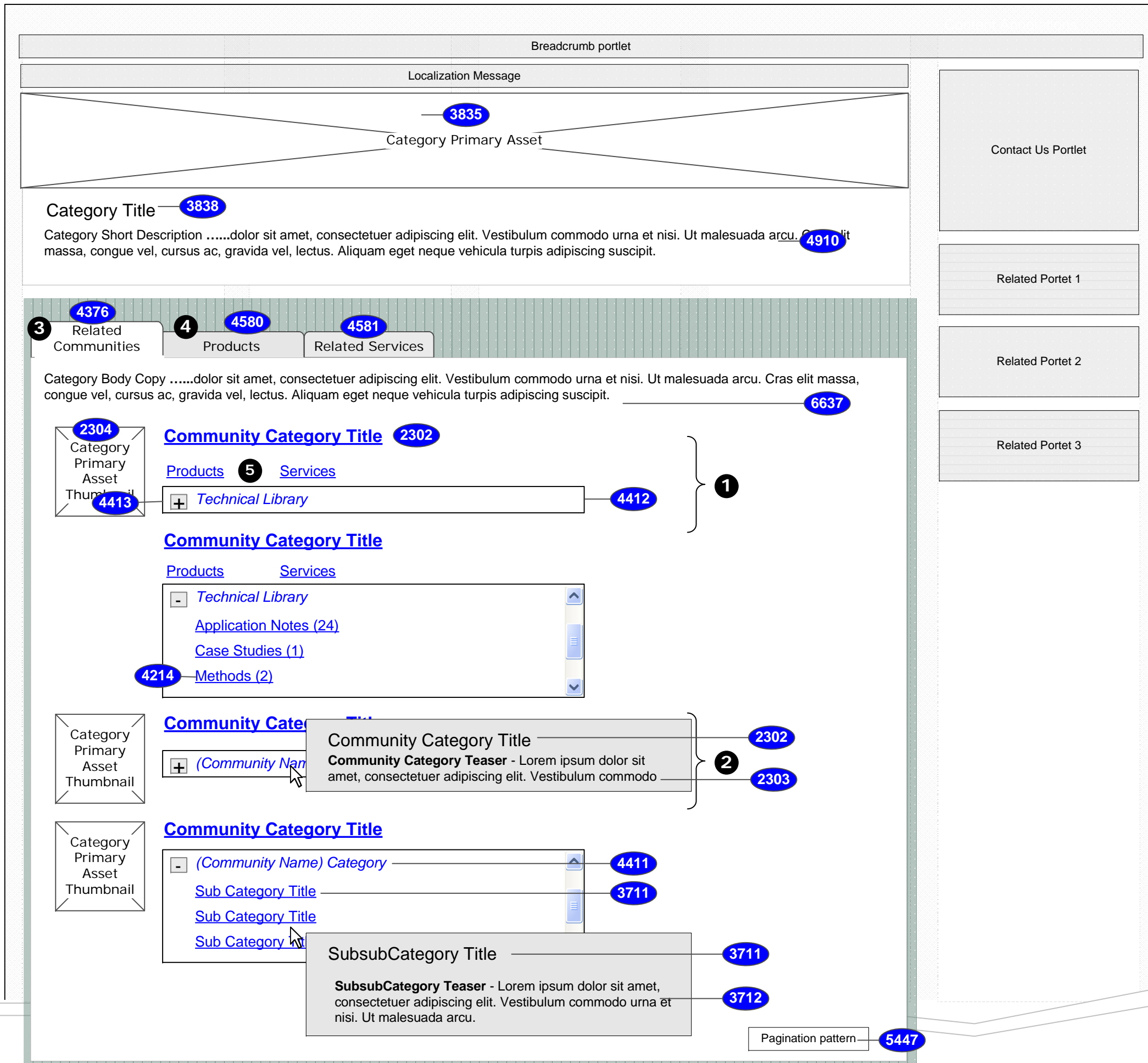
Layout Template



180 R
(layout template)

Design Patterns

- Tab modules
- Collapsible Panels
- Pagination pattern
- Hover Invitation



Implementation Details

See Use Case 2407

WHEN THE USER IS IN THE PRODUCT BROWSE PATH, HE OR SHE CAN VIEW COMMUNITIES RELATED TO THE PRODUCT CATEGORY. WHEN THE USER CLICKS THE RELATED COMMUNITIES TAB, THE SYSTEM WILL DISPLAY THE COMMUNITY CATEGORIES AND THEIR SUB CATEGORIES OR TECHNICAL CONTENT, PRODUCT LINKS AND SERVICE LINKS.

PLEASE NOTE THAT THE SYSTEM SHOULD ONLY DISPLAY ONE TEASER UPON HOVER INSTEAD OF THE USER MAY EXPERIENCE WHEN VIEWING THE TABBED SECTION LABELED "COMMUNITIES". INSTANCES 1 & 2 ARE ILLUSTRATED IN THE WIREFRAME BELOW:

1 - THERE MAY BE A CATEGORY WITH NO SUBCATEGORIES - BUT HAS ARTICLES RELATED TO IT (CONTENT - MOST REFINED LEVEL).

THIS WILL BE INDICATED BY A (USER CONTROLLED) EXPANDED LIST (LABELED COMMUNITY LIBRARY)

2 - THERE MAY BE ONE - OR SEVERAL - SUBCATEGORIES THAT ARE RELATED TO IT.

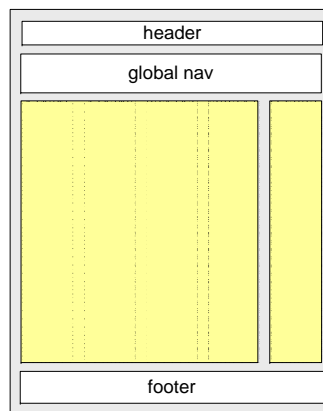
THIS WILL BE INDICATED BY A LIST WITH AN (USER CONTROLLED) EXPANDED LIST/DESCRIPTION. SEE THE FOLLOWING PAGE "3972A_VIEWRELATEDCOMMUNITIES-EXPANDED" FOR ILLUSTRATION OF THIS

3 - IF THE PRODUCT CATEGORY DOES NOT HAVE ANY COMMUNITIES ASSOCIATED TO IT, THE SYSTEM WILL HIDE THE RELATED COMMUNITIES TAB.

4 Note: trigger for this view was from a product category, so "related" does not appear on the tab.

5 Products and Services links only appear at the lowest category level.

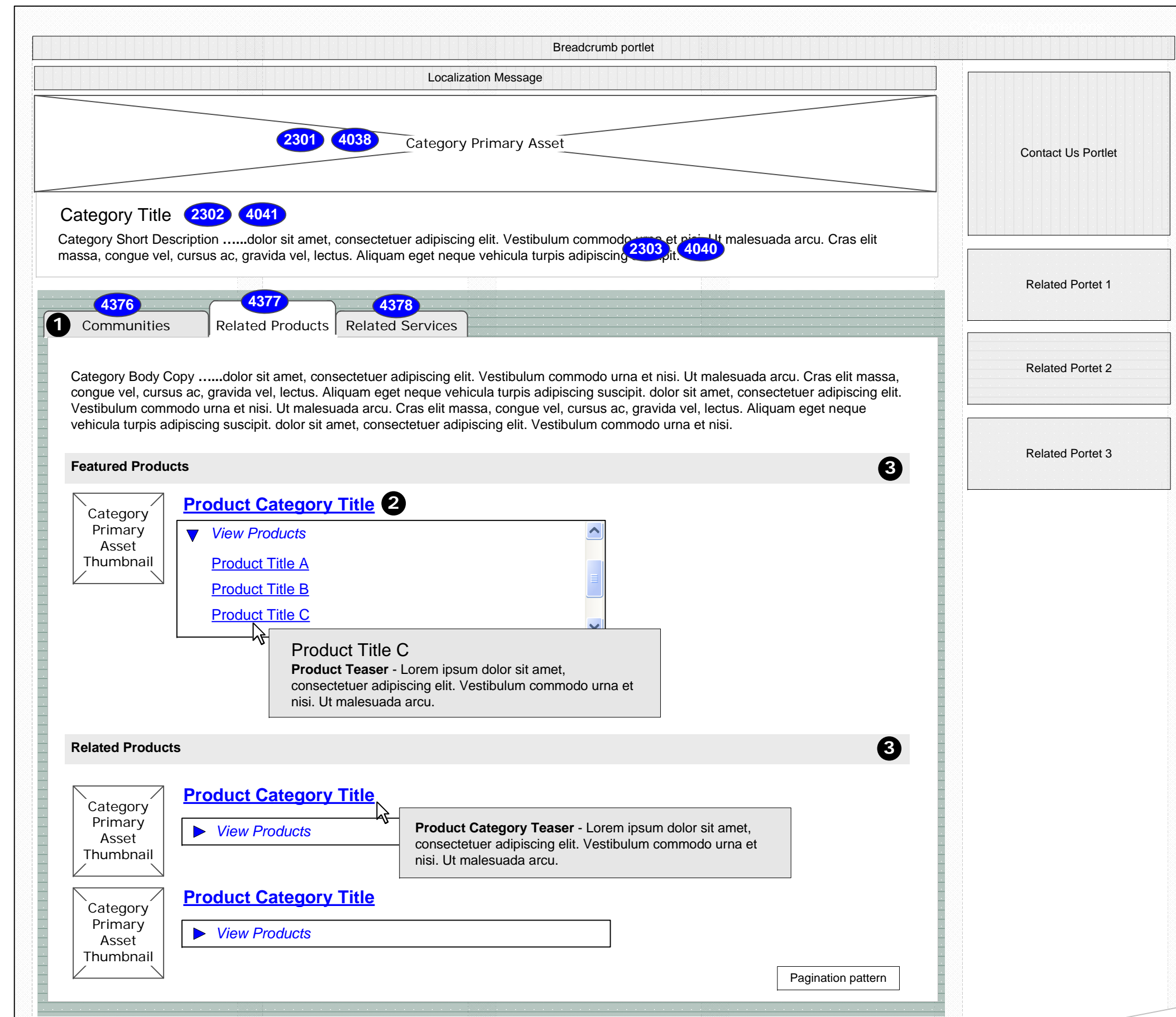
Layout Template



180 R (layout template)

Design Patterns

- Tab modules
- Collapsible Panels
- Pagination pattern
- Hover Invitation



Implementation Details

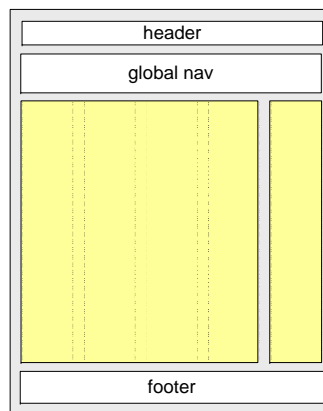
See Use Case 2384

1 Note: trigger for this view was from a community category, so "related" does not appear on the tab.

2 This link would take the user to the selected product category landing page

3 Note: the featured and related headings only appear on the page if the user accessed the related services tab via the community browse path. If the user is in the product path or service content, these headings do not appear.

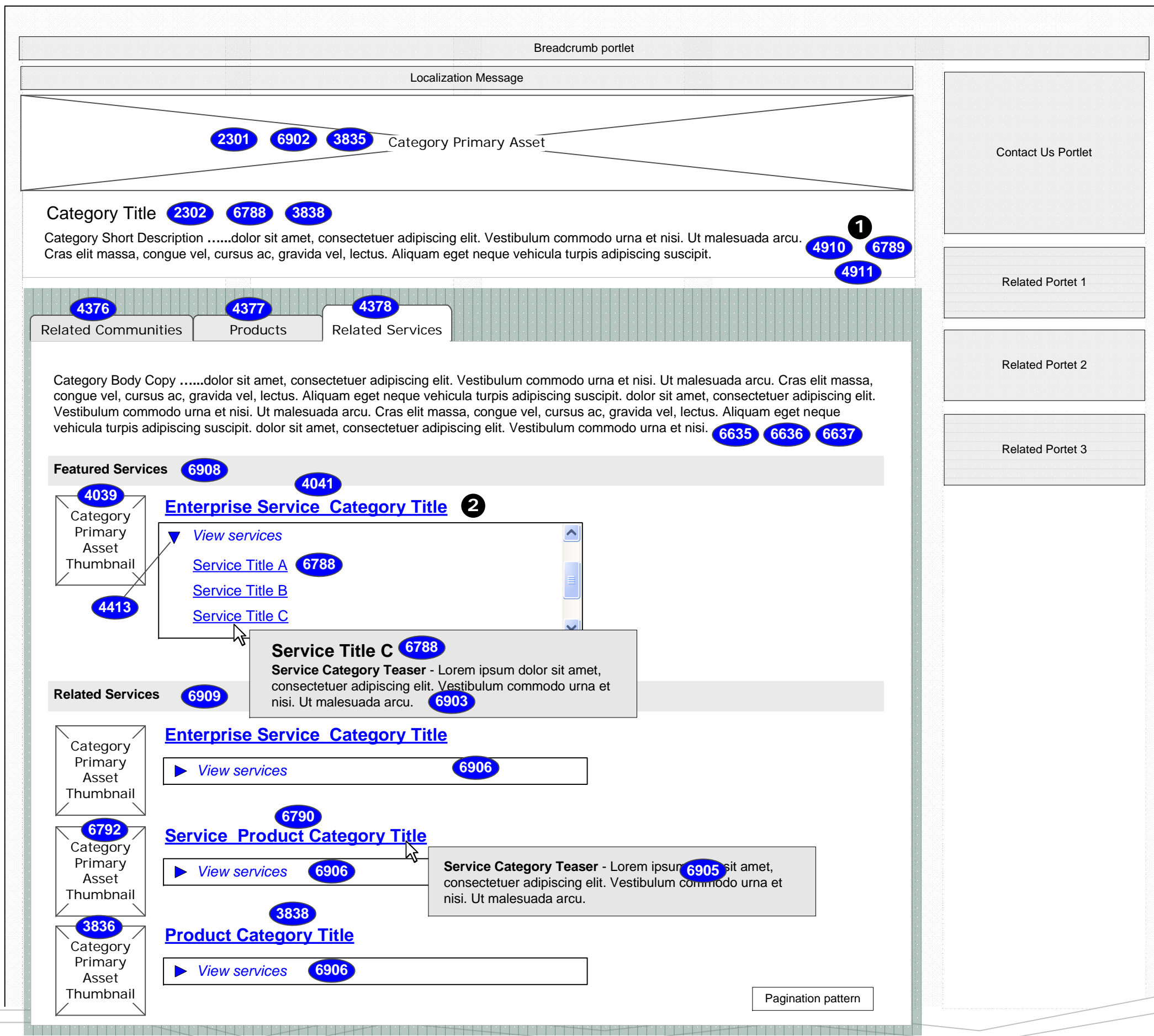
Layout Template



180 R
(layout template)

Design Patterns

- Tab modules
- Collapsible Panels
- Pagination pattern
- Hover Invitation



Implementation Details

See Use Case 2430

THE USER HAS ACCESS TO THE RELATED SERVICES TAB WHEN HE OR SHE IS IN THE PRODUCT OR AOI BROWSE PATH. THE USER CAN VIEW THIS PAGE BY CLICKING ON THE RELATED SERVICES TAB. IF THERE ISN'T ANY SERVICES RELATED TO THE SELECTED CATEGORY, THE SYSTEM WILL HIDE THE RELATED SERVICES TAB. PLEASE NOTE THAT THE SYSTEM SHOULD ONLY DISPLAY ONE TEASER UPON HOVER OVER A TITLE AT A TIME.

1 Note: when pairs of data elements are shown, the display depends on the user's point of entry

2 The category title is a link that takes the user to the selected category landing page

Layout Template

180 R
(layout template)

Design Patterns

- Tab modules
- Collapsible Panels
- Pagination pattern
- Hover Invitation

Implementation Details

View Community Categories v06.00.doc (ID 2312)

The Enterprise Service Category pages work similar to the Product Category pages except these category pages do not provide the user access to a related communities or a related products tab. The user will be able to navigate through categories and subcategories of enterprise service information ultimately reaching a service detail page.

- 1 Some Categories may go down one level – while
- 2 others may not have any service listing info until the second level.
- 6 Trigger to service listing page.
- 7 Expands tray to show related services
- 3 Shows 2 with the accordian panel open
- 4 Shows 2 hover state: when user mouses over a title, the title, optional image, and teaser are presented in a flyout
- 5 The category Primary Asset may be an image or flash file. Dimensions TBD.

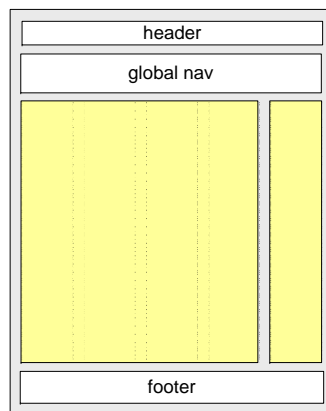
Contact Us Portlet

Related Portet 1

Related Portet 2

Related Portet 3

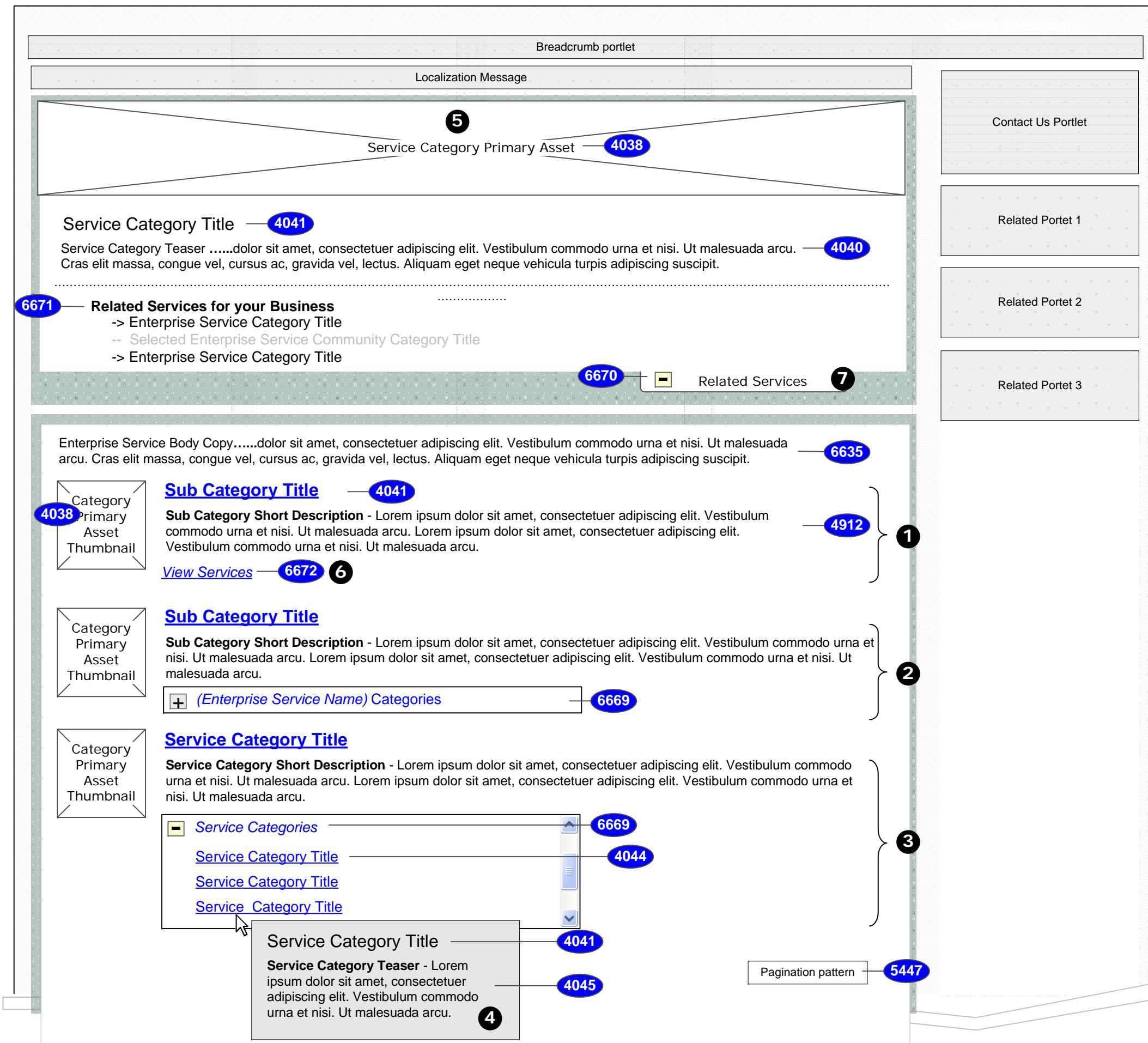
Layout Template



180 R (layout template)

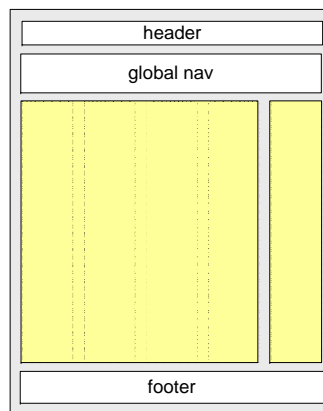
Design Patterns

Implementation Details



7 User expands to reveal related communities, clicks again to collapse

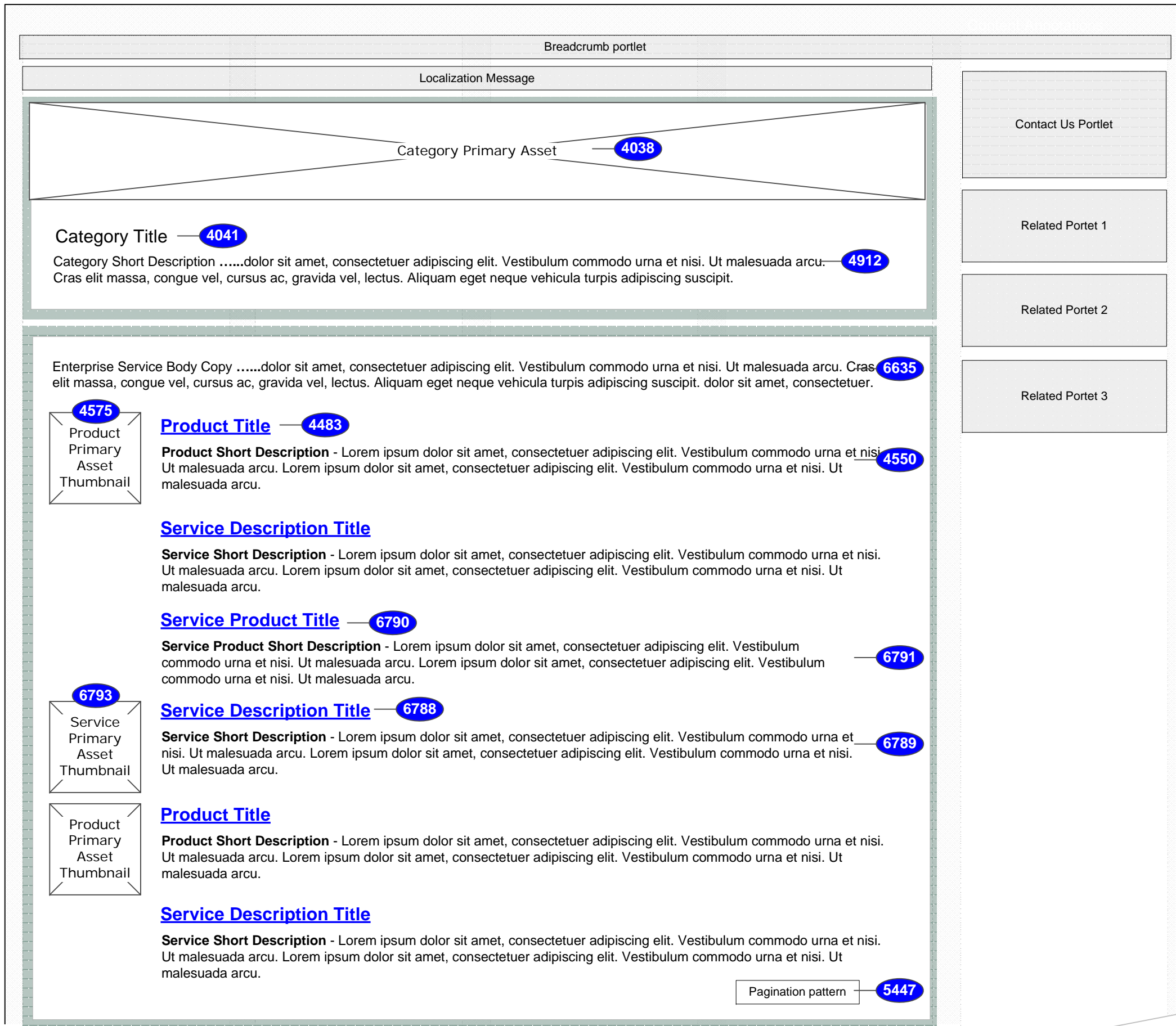
Layout Template



180 R (layout template)

Design Patterns

- Collapsible Panels
- Pagination pattern
- Hover Invitation



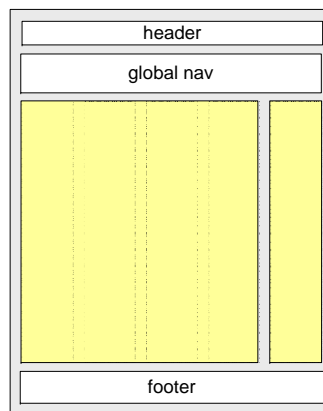
Implementation Details

See Use Case 3650

SERVICE LISTING PAGES ARE THE LOWEST LEVEL CATEGORY IN THE ENTERPRISE SERVICE HIERARCHY. THE SYSTEM PRESENTS THIS PAGE WHEN THE PARENT CATEGORY DOES NOT HAVE ANY MORE CHILD CATEGORIES BUT SERVICES EXIST.

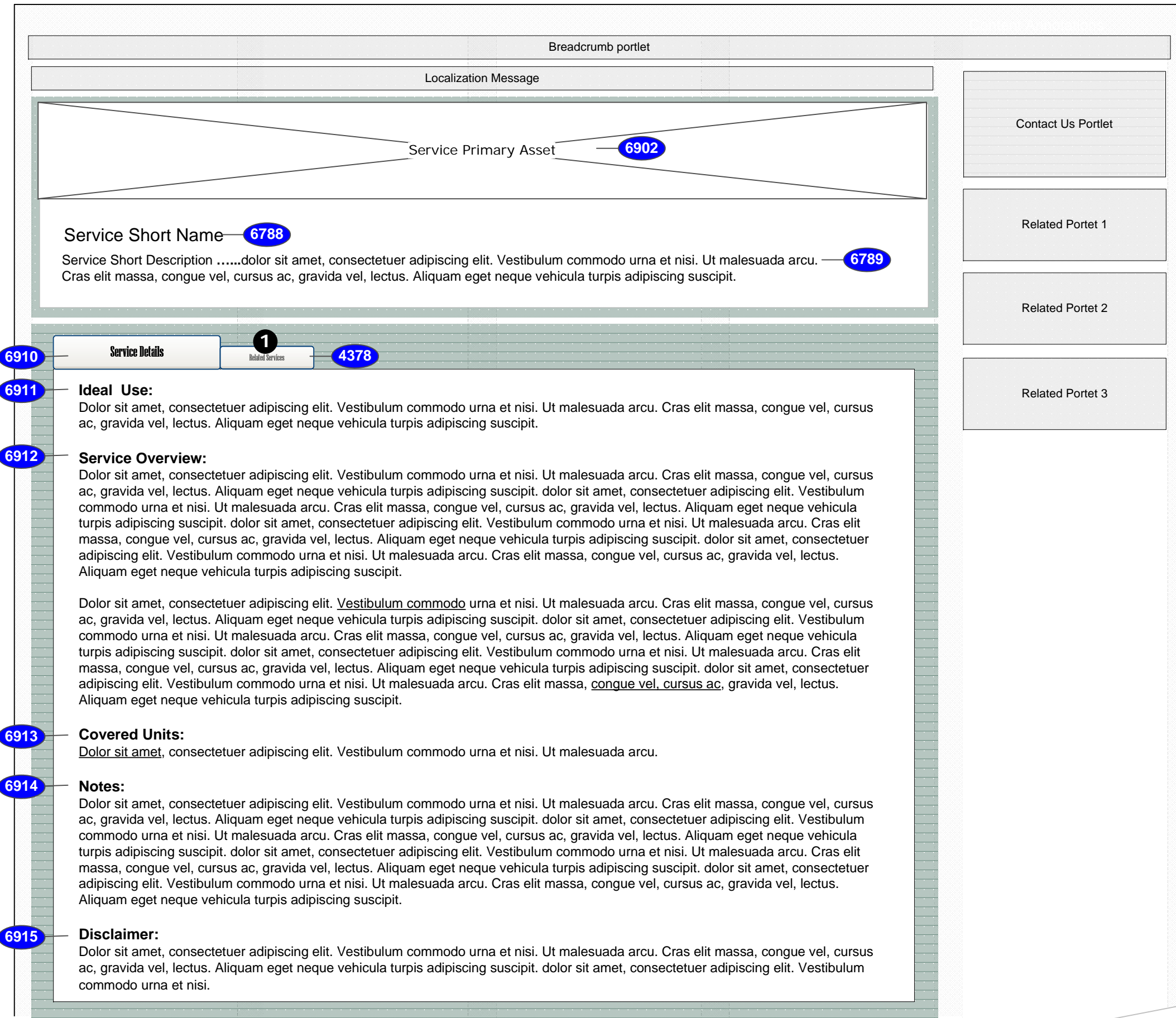
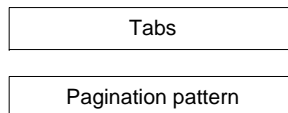
ENTERPRISE SERVICES, SERVICES AS PRODUCTS AND PRODUCTS CAN BE ASSOCIATED TO AN ENTERPRISE SERVICE CATEGORY AND THEREFORE DISPLAY ON THE SERVICE LISTING PAGE.

Layout Template



180 R
(layout template)

Design Patterns



Implementation Details

See Use Case 3213

Note: This screen design is just an example. Service Detail is the same as Product Detail without the use of images and tabs that are not appropriate. We will use of the product templates for this screen.

WHEN THE USER SELECTS A ENTERPRISE SERVICE LINK, THE SYSTEM DISPLAYS THE ENTERPRISE SERVICE DETAIL PAGE.

THE SYSTEM POPULATES THE FIELDS IF THEY CONTAIN INFORMATION. THESE FIELDS LIVE IN AGILITY. IF NO DATA EXISTS IN A FIELD, THE SYSTEM DOES NOT SHOW THE FIELD ON THE PAGE.
1 RELATED SERVICES TAB – REFER TO WIREFRAME/REQID #3974

