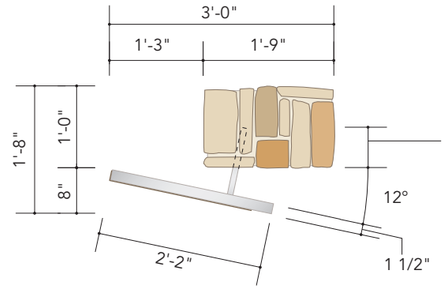

Fabricator to confirm depth to which support flange is recessed to ensure proper support.

1 Plan View
scale: 1/2"=1'



3 Alternate Layouts
scale: 1/4"=1'

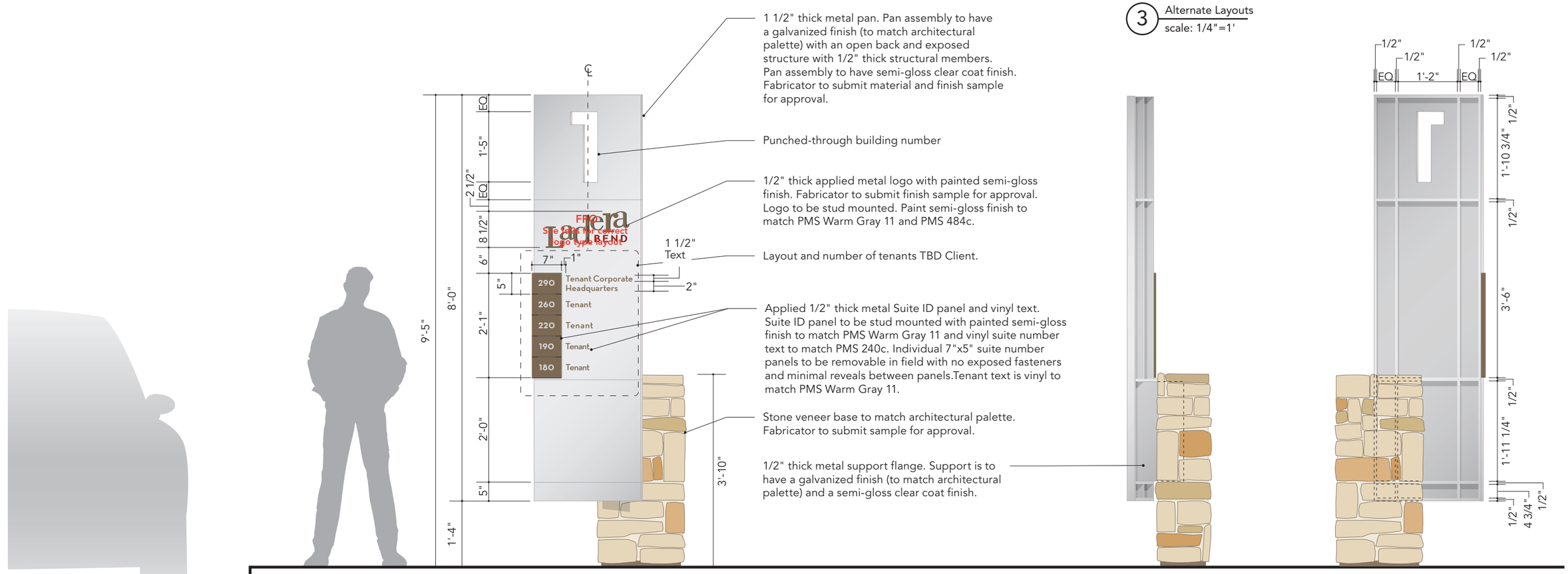

2 Elevation; Front
scale: 1/2"=1'

4 Elevation; Side
scale: 1/2"=1'

5 Elevation; Back
scale: 1/2"=1'

fd2s

fd2s Group
500 Chicon
Austin, Texas 78702
tel 512.476.7733
fax 512.473.2202
www.fd2s.com

Champion Partners
Owner
Susman Tisdale Gayle
Architect

©2006 fd2s Group
All rights reserved
This document is the product and exclusive property of fd2s Group Neither the document nor the information it contains may be copied, disclosed to others or used in connection with any work or project other than the specific project for which they have been prepared and developed without the written consent of fd2s Group.

Project Name
Ladera Bend
Austin, Texas

Issues/Revisions

12.02.05	Concept Review
01.18.06	Design Review
03.27.06	Bid Package

Fabrication Documentation
The details shown are suggested fabrication methods to achieve an overall visual aesthetic. Fabricators may offer alternative fabrication techniques which achieve the same visual intent. No visual changes will be acceptable.

Date
27 March 2006
Project Code
05CHAM001
Scale
Various

Page Title / Element Type
ST4.1 Secondary Office Building Identification

Bid Document
G10