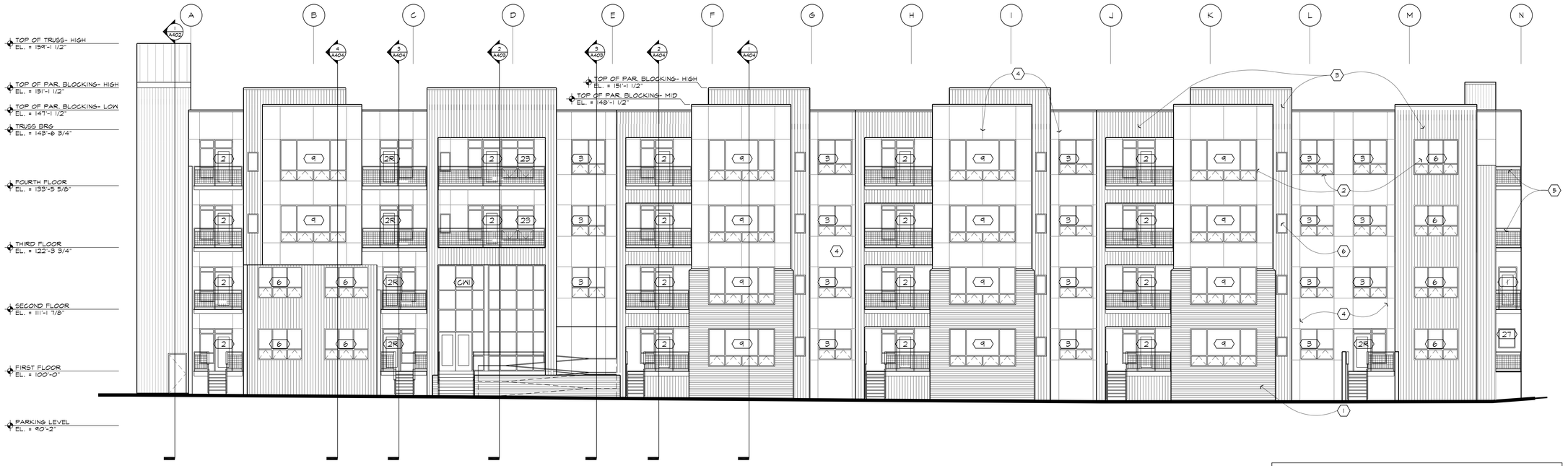

1 A301 SOUTH ELEVATION
1/8" = 1'-0"

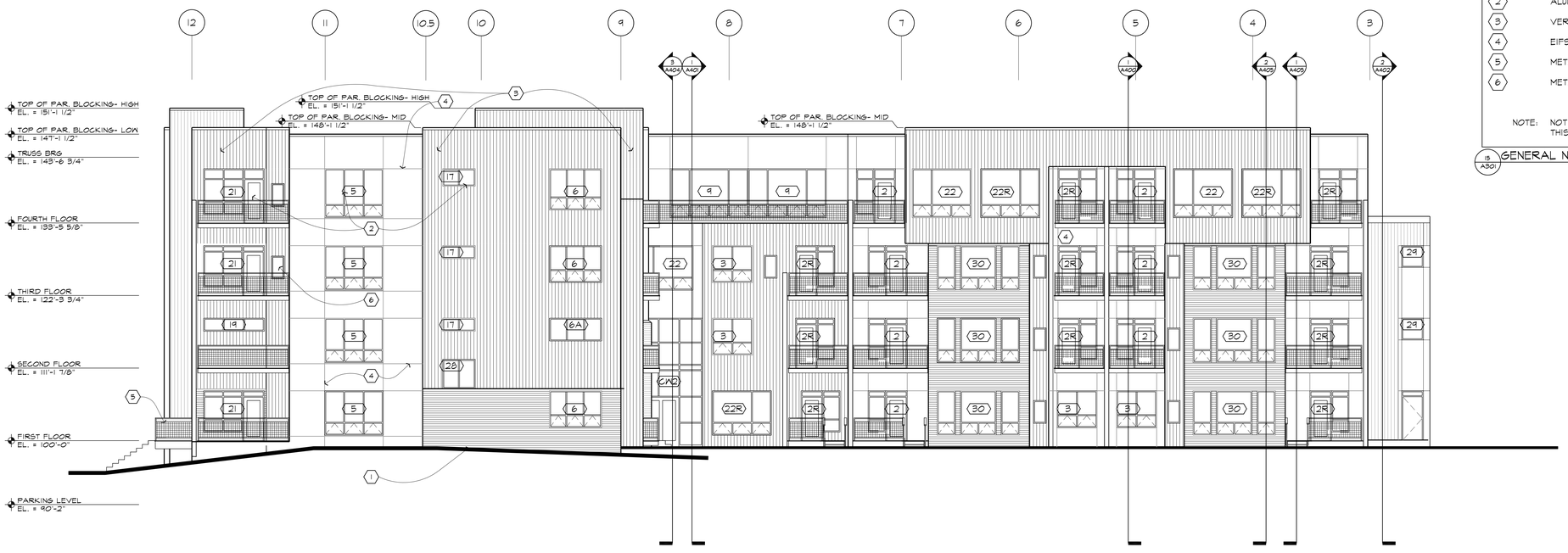

2 A301 EAST ELEVATION
1/8" = 1'-0"

GENERAL NOTES

1. EXPANSION (EJ) OR CONTROL JOINTS (CJ) 30'-0" O.C. MAX.
2. EXPANSION (EJ) OR CONTROL JOINTS (CJ) ARE TO BE LOCATED 2'-0" OFF OF OUTSIDE CORNERS IN MASONRY.

KEY NOTES

1. 4" FACE BRICK
2. ALUMINUM WINDOW SYSTEM W/ INSUL. GLASS
3. VERTICAL METAL PANEL SYSTEMS
4. EIFS SYSTEM W/ REVEALS
5. METAL RAILING AND DECKS
6. METAL MECHANICAL UNIT GRILLE

NOTE: NOT ALL KEY NOTES ARE NECESSARILY USED ON THIS PAGE OF ELEVATIONS

15 A301 GENERAL NOTES & EXTERIOR ELEVATION KEY NOTES

KKE architects
minneapolis
newport beach
pasadena

KKE Architects, Inc.
300 first avenue north
minneapolis, mn 55401

phone: 612/ 339–4200
fax: 612/ 342–9267

JADT Development Group, LLC

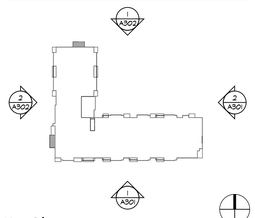

Key Plan

I hereby certify that this plan, specification, or report was prepared by me or under my direct supervision, and that I am a duly Licensed Architect under the laws of the State of Minnesota.

Printed Name: TODD C. YOUNG A.I.A.
Signature:
Date: 09/14/05 License #: 22284

No.	Date	Revision Description
	06/08/05	SITE PLAN SUBMISSION
	09/02/05	SITE PLAN RE-SUBMISSION
	09/14/05	CONSTRUCTION DOCUMENTS

River View Homes Phase II

2300 West River Road
Minneapolis, MN

ELEVATIONS

Project	0008.1179.21
Date	
Drawn by	JRH
Checked by	TCY

Drawing Number
A301

Copyright ©. 2003 by KKE Architects, Inc.

DRAWING FILE NAME: R:\2000\08-CommDevel\1179\Cadd.21\CAD\1179A201.dwg
XREFED DRAWINGS: 1179TBmx1