



*Nimisha Singhal*

life style accessory design | textile design



Dual purpose of being a floor lamp and rug

## FLORET

Inspired by tessellation that occurs in nature, FLORET is a wall and floor lamp, where several felt pieces were attached together to form a 3 d surface. The lamp serves a dual purpose of serving as a floor rug and also a floor lamp. The effect created by the light falling on the textural surface creates interesting effects.

Date of completion:- March and April 2012




Detailed view of the texture created by multiple pieces of felt together




The light falling on the rug



Detailed view of the lamps



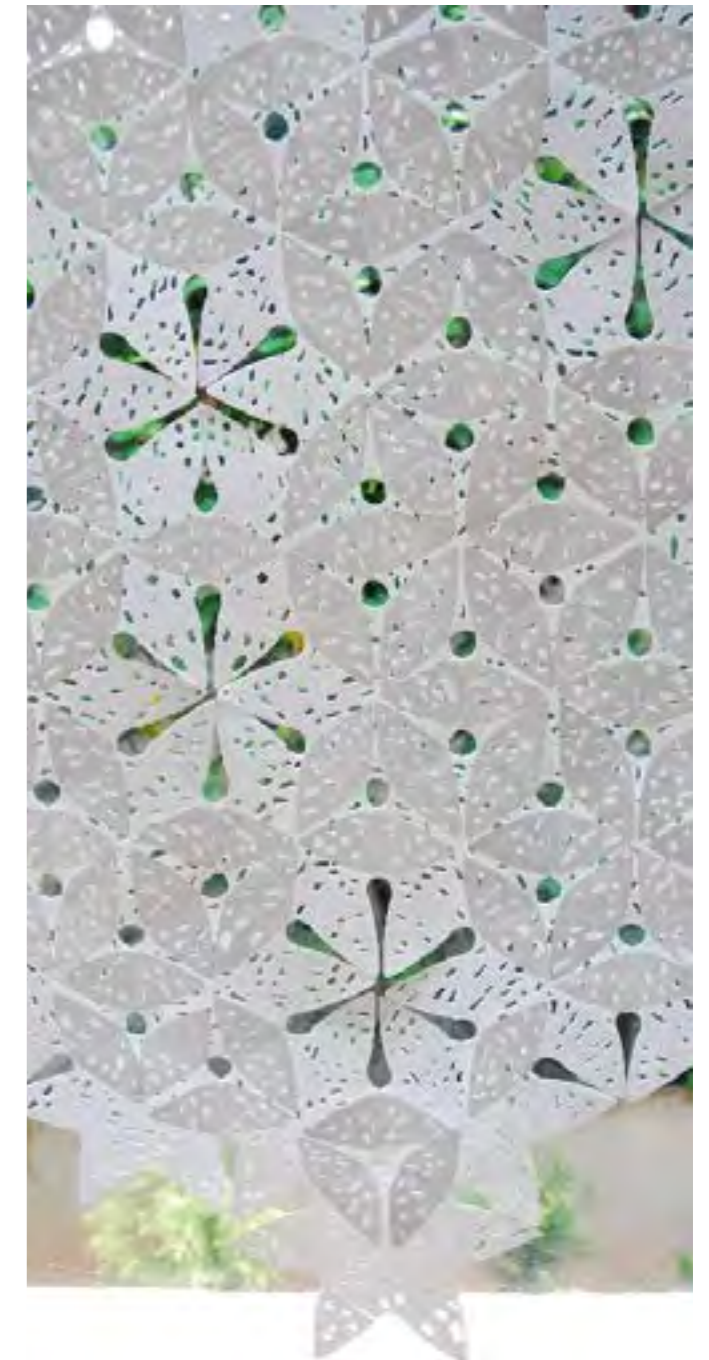
Full view of the lamps



Interplay of layers and light



Interplay of light and shadow through the layers



Individual units joined together to create a interactive piece

## ARROYO

Self driven project where the concept is based on fractals, tessellations, organic shapes and order in chaos existing in nature. Interplay of light and shadow is what gives character to this lamp, creating a feel of rather unique tactile appearance.

Date of completion:- March and April 2012



## FOLIOLE

Concept behind foliole was multiplication of units put to create a surface. Hence I used laser cutting technology to replicate the pieces. Interaction of light and shadow was a prominent feature of this room divider/ window curtain. The interplay with layering

Date of completion:- March and April 2012

---

## FREEPARKING

### Leather bag for the bicycle culture

Freeparking is the bag that supports and promotes the culture of using bicycles in our everyday life. germinating from the concept of being more sustainable, freeparking a multiutility bag. keeping in mind the ergonomics the bag can easily be strapped on your cycle while riding and also carried on your body like a trendy accessory. the bag comes with interchangeable flaps which drastically alter the look and function of the bag.

Date of completion:-year 2014



Detailed view of the bag



Detailed view of the bag

---

## FREEPARKING

Leather bag for the bicycle culture

Versatile in look and functionality

Changeable flaps alter the usability

Promotes a sustainable culture

Easily customisation

Date of completion:-year 2014



waterproof changeble flap - weather protection



elegant laser cut leather flap

## LUCEM


Inspired by nature, lucem embodies the essence of being organic and natural. Its earthy ness is accentuated by the use of natural material like copper metal, wool and jute. The juxtaposition of rather hard metal copper with very soft yarns like wool and jute add a very dramatic and unique character to LUCEM. While the warm copper metal gives it a stable functional feel, the use of yarns give it a soft warm rustic look.

LUCEM is a versatile floor and table lamp. When lit it creates a peaceful and warm ambiance with the subtle rippling affect formed on the walls and surfaces around, When not lit lucem appears like a contemporary artifact which can easily be placed in any surrounding.

Date of completion:- October 2013



LUCEM



---

## EXPERIENCE DESIGN


### spaces that create illusion and self reflection

A life size space which provides the user with the experience of illusion and tranquility. An enclosure which immediately transports you in the rainforests during autumn.

The clever interplay of light and shadow with an ombre of colours magically gives this space an essence of being in forest. Inspired by **komorabi** - a beautiful aspect of nature when sun filters through the leaves, bathing the whole forest in a warm glow.

A person entering this space enjoys this aspect of nature even within urban landscape, providing a personal cocoon.

Date of completion:- March 2014





: Experince design : creating and enviroment of illusion and self reflection

## FUTURE FOOD TRENDS

### What will be the leading FOOD trends in 2020?

Trend forecasting allows you to predict the future trend in any given subject and space. Future food trend was a workshop which aimed at identifying and establishing the food trends in the year 2020. Food has always been a vital activity in your lives, and for the same reason it has seen a vital drastic change in how we relate and respond to food.

Eating experiences are transforming into more sensorial experience where we engage with food with all our senses. This project promotes the concept of eating with hands as a future trend.

Date of completion:-year 2014



EATING EXPERIENCES ARE CREATED FOR  
UNIQUR AND DIVERSE EXPERIENCES



EATING EXPERIENCES ARE CREATED FOR  
UNIQUR AND DIVERSE EXPERIENCES



EATING WITH HANDS IS APART OF  
SEVERAL CULTURES





KADAMBAH  
MUDRA



KANGULA  
MUDRA



MUKULA  
MUDRA



ANNA  
BHAKSHAN  
MUDRA

## FUTURE FOOD TRENDS

### What will be the leading FOOD trends in 2020?

Eating with hand and connecting with your food at a more sensorial level is the new future for food trends.

As we are moving towards living more sustainably and in connect with our mother earth, the need to reconnect with our food has gained importance.

Hindu vedas talk about benefit of eating with hand and how the mudras that our fingers form while eating affect our well being. our culture has always promoted eating with hand for several obvious reason.


This platter designed with its elements entices a person to pick the food with their fingers and eliminating the use of any cutlery.

The curious and unusual placement of food on this platter makes the viewer quizical and creates room and need for interaction with the food displayed.

Date of completion:-year 2014



ELEGANT SAND STONE/ WOOD PLATTER  
ACCOMPANIED MY CLASSY BRASS FIXTURES



UNUSUAL PLACEMENT OF FOOD CREATES  
DIALOGUE WITH THE VIEWER



BRASS FIXTURES ALLOW FOR  
INTERESTING PLACEMENT OF FOOD



UNUSUAL PLACEMENT OF FOOD CREATES  
DIALOGUE WITH THE VIEWER



## CINEMA TO COSTUME

### Costumes inspired by cinema icons

Depicting character of very feminist, brave women in today's India who is free to express her thought, voice and action. It is inspired by the dramatic character of fearless **Nadia** featured in Hindi cinema during the 1950s.

This garment is a fusion between the character of fearless Nadia and goddess **Kali** from Hindu mythology.

This 3-dimensional costume embodies the essence of a woman of substance, still looking dainty with a red dot of femininity.

Date of completion: year 2014





Fashion mood board and forecast

## FASHION FORECASTING & TRENDBOARD

### Techno textiles

Fashion forecast culminated in several learning coming together. From understanding fashion forecast to illustrating garment style. Using previous knowledge of pattern making, fabric treatment, color and surface texture motif placement. I amalgamate all this in to experimenting using arduino boards and light sensitive led resulting in techno textiles.

Date of completion:- February 2010



Jacket inspired from fashion mood board incorporating techno textiles




## HIDESIGN

### ART OF REUSE 2013

Inspired by tessellation occurring in nature  
I created bag out of leather bag for the  
Hidesign -art of reuse contest 2013.

Date of completion:-August 2013



Shoes made from used shopping bags



Shoes made from plastic shopping bags and discarded felt



Shoes made from plastic shopping bags



Shoes made from keyboard keys



Shoes made from used tarpaulins

## SALVATAGIO

### Collection of footwear by recycling plastic

Salvattagio is a collection of shoes and collars made from waste plastic shopping bags, tarpaulin, rubber tubes and computer junk like keyboards. Utilizing techniques of crochet and knitting and experimenting with unconventional material.


This project combines my interest for sustainability and my fascination of working with plastic material.

To give the project a holistic look I developed a hypothetical brand identity .


Date of completion:- March 2010



Detailed view of the collar



Experimenting with crotchet and coiling using plastic bags



Screen printed lamp, experimenting with print and form



Printed cushions , curtain



Screen printed cushions, on a hand made hammock

## UTPAL

### Collection of printed soft furnishing

It involved my exposure to print media, experimenting with color and fabric, market research, inspiration and mood board, motif iterations, product development, finishing and embellishments and then a brand identity. A rather holistic project in every sense.

Date of completion:- March and April 2009



Screen printed cushions, experimenting with fabric



Screen printed cushions, embroidered to embellish



Brand identity for the collection



Woven fabric -cotton ,silk yarns and lycra



Woven fabric -cotton and silk yarns



Woven fabric-cotton , silk and steel yarns



Experimental texture developed using  
Steel and silk yarns



Experimental texture developed using  
steel and silk yarns



Woven fabric -cotton and silk yarns

## AKAARO

### Internship and Wills Fashion Week Spring summer 2011

My internship was at weave based studio Akaaro based in New Delhi under textile designer Mr. Gaurav Jai Gupta. Key learning aspects were that while developing fabric concepts importance to international market trends, experiments with colours , textures and a keen eye for detail and material were practised.

Date of completion:- May and June 2009



Woven fabric designed for Wills fashion week s/s 2011



Woven fabric designed for Wills fashion week s/s 2011



Woven fabric designed for Wills fashion week s/s 2011

## AKAARO

### Wills Fashion Week SS 2011


I worked along with designer Gaurav Jai Gupta and created fabric for Wills fashion week for his spring summer 2011 collection.

I experimented with the fabric textures working with silk, cotton, elastic and stainless steel yarns where great emphasis was paid to the colour texture, form and silhouette.

Date of completion:- October 2010



Woven fabric designed for Wills fashion week s/s 2011



Woven fabric designed for Wills fashion week s/s 2011



Detail of a fabric patch woven from stainless steel add a lot of dimension.



A rather structured fabric was utilised in the construction of this garment



Garment designed using waste woven fabric scraps

## Aka nudeli


The philosophy behind the new label is to lay emphasis on recycling and creating low range, quick selling products for the urban market. It would be a home grown label which projects and promotes the hand made skills of India like weaving and hand embroidery. Here the word Nu deli is a metaphor for New Delhi as well as new daily. Taking from of the old context and relocating it in a new setting. The essence of this label lies in its origin, which reflects the influences of Delhi on its products.



Quilt made from waste fabric scraps using patch work and stitch texture



Quilt made from waste fabric scraps using embroidery to embellish



Quilt made from waste fabric scraps using stitching techniques

## Aka nudeli

### Patch thy quilt

The products were inspired by the Mughal architecture. Embroidery, coiling, dyeing were used to give a finished look to the quilts. Several small pieces of scraps were collected then sorted and stitched in various ways to form a larger surface big enough to form a quilt. Technique of over dyeing was used to create a flow between different patches of fabrics.



Textural fabric utilized



Coiling and embroidery



Origami inspired bag

## Aka nudeli

Forms follows idea has been the guiding principal through and through. Where each imagery has a story to tell, a visual narrative that I have tried to capture through sketches, freezing it in form and then giving it that tactile sensory experience by translating in fabric.

Each has its own set of intuitive guiding principle that resulted in reinterpreting the image in paper form, converting it into fabric and then crafting the bags.



Circular two way bag





Fabric re bleached and dyed and then embroidered



patched scarf created with various scraps and then embroidered



fabric patched together using embroidery and stitching

## Aka nudeli

Using the waste fabric, a wide range of scarves were made using several textiles and stitching techniques. The scarves are designed by patching together fabrics and stylizing by employing various technique like dyeing, bleaching, folds and pleats and embroidery .

Date of completion:- September 2010



fabric was re dyed and manipulated



fabric was stitched, re dyed and embroidered




Warp and weft experi-




Developing several motifs from the same warp



Colour exploration



Developing several motifs from the same warp



woven motifs bodo women



Interplay of weft and warp

## Action North Eastern Trust (ANTS)

NGO, based in Assam

I designed a range of hand woven fabric concepts and designs for ANTS. Which involved intensively working with the women weavers of Bodo tribe of Assam . Utilizing their traditional weaving skills and looms, which was a challenge as it required to work and several constrains and parameters.

Date of completion:- March 2011



Texture created using machine stitch



Experimental texture with raw edges and a napkin tie




Table linen inspired by patch work



Scarf designed using dyeing and stitch technique



Fabric manipulation on a loose linen with thread embroidery

## Textures and beyond

Constant play and interaction of fabrics colours and techniques leads us into interesting and Unexplored avenues. What started as a curiosity and ended in a series of quirky and elegant products ranging from scarves, brooches, neck pieces and other home accessories. Various fabrics like silk, cotton, chanderi, felt, canvas were used employing various techniques of dyeing, stitching and embellishing to conceptualise these products.

Date of completion:-June 2011



Neutral colour palette with elegant Crochet add the sheen to this brooch



Buttons for accentuating and stylizing



use of coiling with a eclectic colour palette create this beautiful neck lace



Structural scarf created by dyeing and pleating with heat setting

## Textures and beyond

Crochet, knit , embroidery and coiling prove to be essential to provide a structural base for further development .

Various yarns and fabrics are utilized to create these accessories. A rather contemporary use of colour accentuates the appeal of these products.

Fusion of simple techniques are used in combination with other manipulative techniques like shade dye and usage of stones and sequence as a treatment. This over lapping and layering provide character.

Date of completion:-May- August 2011



Crochet neck piece in vibrant orange and blue stones combined



Metallic sequance ranged to form florets



Quirky teqnique rather tactile



Crochet used with frayed chiffon  
To recreate a flower



Buttons placement inspired by stacked plates



Experimental swatch

## Textures and beyond

A series of very fun quirky and experimental collection of bags. Each of them is inspired by some completely different ranging from nature to the stacking of plates on a shelf or traffic signal lights.

With a potential to use and mix various fabrics with found material and incorporating my understand of stitch technique the result rather eye catching. This exercise also enhanced my knowledge regarding construction of bags.



Stitch and patch technique  
incorporating crochet



Patchwork inspired



Inspired by a bird feather a rather  
experimental outcome

Date of completion:-June - August 2011




miura shibori on silk



miura shibori on silk



arashi



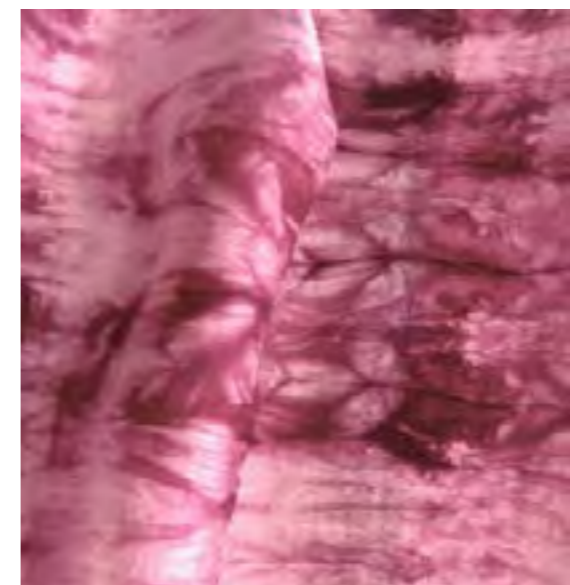
nui shibori



suji shibori



clamp resist shibori



arashi shibori



nui shibori


## Shibori- Japanese tie and dye

Experimentation the Japanese technique of resist dyeing using various dyes and fabrics like cotton and silk. Treated cloth has a three-dimensional form created by folding, crumpling, stitching, pleating or clamping and twisting. Cloth shaped by these methods is secured in using a strong raffia string and then dipped in either cold or hot dye bath.

Date of completion:-July 2009



the fabric created becomes the secondary source of inspiration



art work inspired by textile paintings made by Mbuti pygmies of the Ituri rainforest in the Congo



final culmination of the inspiration. depicting the movement of fireflies through dense forest



various translation of the inspiration, depicted through yarn and weave manipulation

## Silk Jacquard - Upholstery fabrics

### Himatsingka seide ltd


The source of inspiration were varied. It ranged from nature to ancient textiles. The possibilities were endless and so were the translations of the inspiration.

It was a learning process to understand your surrounding and give your ideas a tactile presence.

Date of completion:-year 2012




detailed close up of the sheer curtain



inspired by folding and twisting of ribbon strands



Sheer curtain fabric that subtly plays with light and shadow effect using the *fil coupe* technique



detailed close up of the sheer curtain



Sheer curtain fabric that subtly plays with light and shadow effect using the *fil coupe* technique

## Silk Jacquard - Upholstery fabrics

### Himatsingka seide ltd

Fabric construction is a very crucial part after the art work had been worked upon. Several elements that determined the translation of the graphic into a unique fabric. Feel, texture, colour, helped in providing the tactile aesthetics, the end usage of the fabric dictating the choice of yarns.

Date of completion:-year 2012