
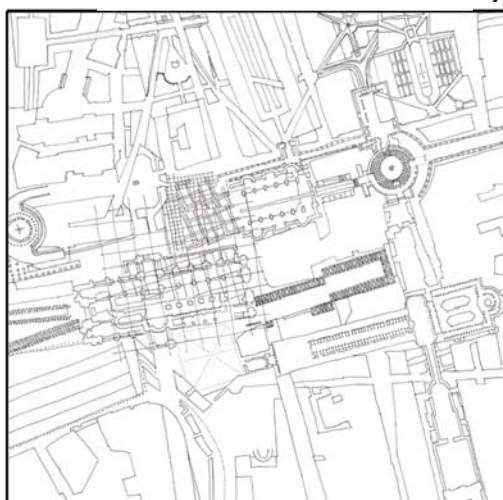

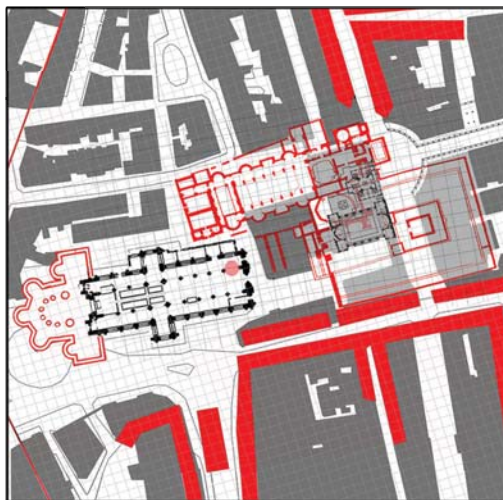


Model: Layers of Bath
Roman
Medieval
17th Century
Present-day

The design begins with the area surrounding Bath Abbey and the ancient Roman baths of Bath, England. It attempts to clarify and redefine the spaces surrounding a museum, which is included as part of the urban design, by taking clues from preexisting medieval buildings and the current vernacular architecture of the city.



Four drawings of Bath: a.) computer rendering of what currently exists and what used to exist at the site, b.) paper and Photoshop collage of previous drawing and research, c.) pencil drawing of collage, d.) computer and hand drawing of proposed urban design scheme with museum site rendered in red