



HERE'S HOW IT WORKS...

1



App Store or *Virgin*

The first thing your going to want to do is go to the application store on your iphone or look for the check button whenever you have purchased your ticket with virgin airlines

2



Once you've downloaded the app, the check icon will show up on your home screen where you can move it to your preferred location.



Prior to use of the application your information will request when you are buying a ticket with Virgin Airlines. If you do not plan on buying a ticket with Virgin Airlines then the application can be purchased at the app. store and your information can then be put in under a separate account not including Virgin's name. This is a complimentary service provided by Virgin Airlines that will only last for the duration of your trip.


3




Tip: if you shift your iphone your can view it horizontally as well

Once you have clicked on the application it will ask you for your confirmation number or your flight number / information. From here it will continue on to the next screen where you will enter this information to make sure your information is in the our system.

4



Once the application recognizes your information it will welcome you and take you to the clock where you can begin to manage your schedule



The information for the application will begin to load

5



If you choose "create my own."

Address:

5240 Manchester ave.

Los Angeles, CA 90094

Alerts:

Alarm: 6:00 AM  ON ?

Flight Delay:  ON ?

Traffic:  ON ?


Taxi:  OFF ?

6

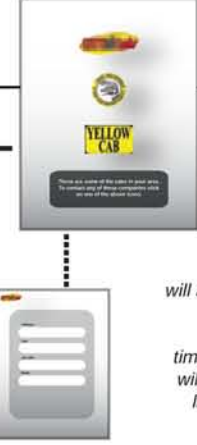


Once you are woken up by your alarm your screen will display the first part of your schedule. The piece of the clock will be glowing/bouncing so that you know to click it.


7



Once your out of time this screen will appear. This screen asks you how you are getting transported to the airport. If you select either taxi or shuttle it will recommend selected companies that offer these services and are in your area.




8



When your in the cab the phone will ask if you made it to your ride okay 20 minutes after the initial call to the taxi. If yes, then the next time slot on the clock starts to glow. This will also initiate the question "would you like to see how your flight is doing?"

9




You have 15:00 until your flight boards

On my way!


Give me 5:00!

10



Enjoy your flight!

Fifteen minutes before your flight starts to board the phone will notify you that your flight is boarding in 15 minutes. If you are waiting in line or are far from your gate then you can request five minutes and the flight attendants will be notified that a passenger is in the airport and will be about 5 minutes. The gate cannot wait any longer than five minutes so you will have to hurry.



When you have finally arrived at your gate it will tell you to "enjoy your flight" and you can continue to turn your phone off. When you arrive at your next location you can use "check" throughout your trip if you want to know more about where everything is located and you need some time management.