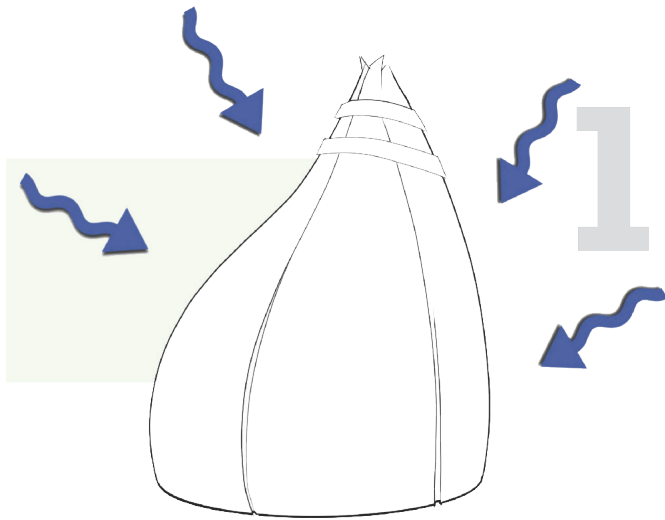


how to vapour

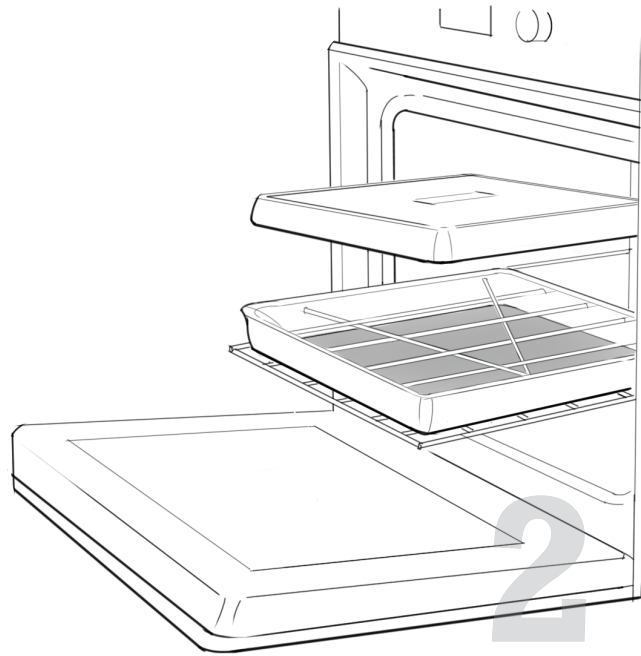


Place the Vapour dehumidifier in an area of your home where the air feels damp or you have been experiencing wetness problems.

Simple airflow throughout your home will cause the vapour to collect moisture.

After approximately 7 days (depending of the air's moisture content) the Vapour should be ready to empty.

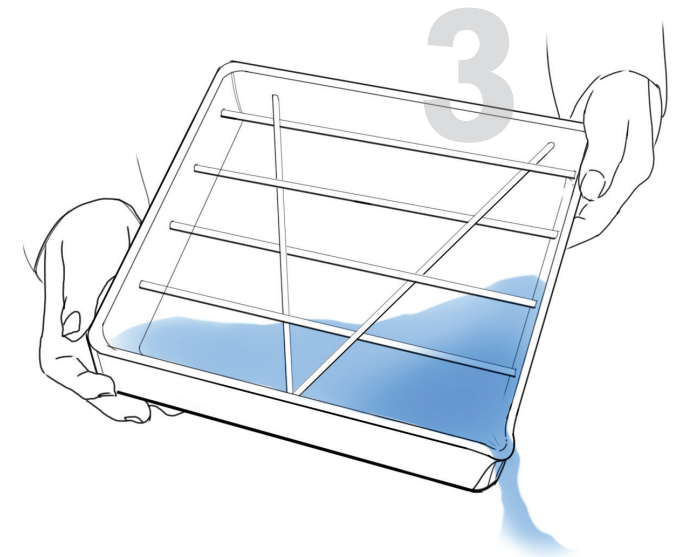
After the dehumidifier has collected its maximum take of moisture from the air proceed to step two.



Arrange the bags on the wire tray in a single layer. The oven's inside temperature should be room or ambient temperature (77° F- 85° F) at the start of this process.

Then set the temperature of the oven to 245° F, and allow the bags of desiccant to reach equilibrium temperature.

Desiccant bags should be allowed to remain in the oven at the assigned temperature for up to 24 hours.



Once the excess "grey water" has been collected it can be used for a multitude of uses. Additionally, because it has not been exposed to radiants or other internal components of a traditional dehumidifier this water is safe for use in the home.

Use to water plants

Cleaning and washing

Give to household pets

Filter then use for cooking