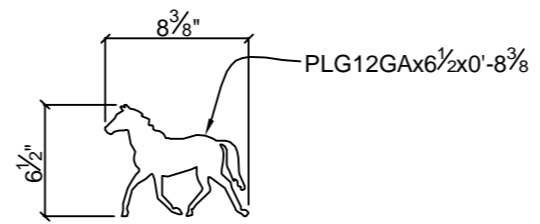
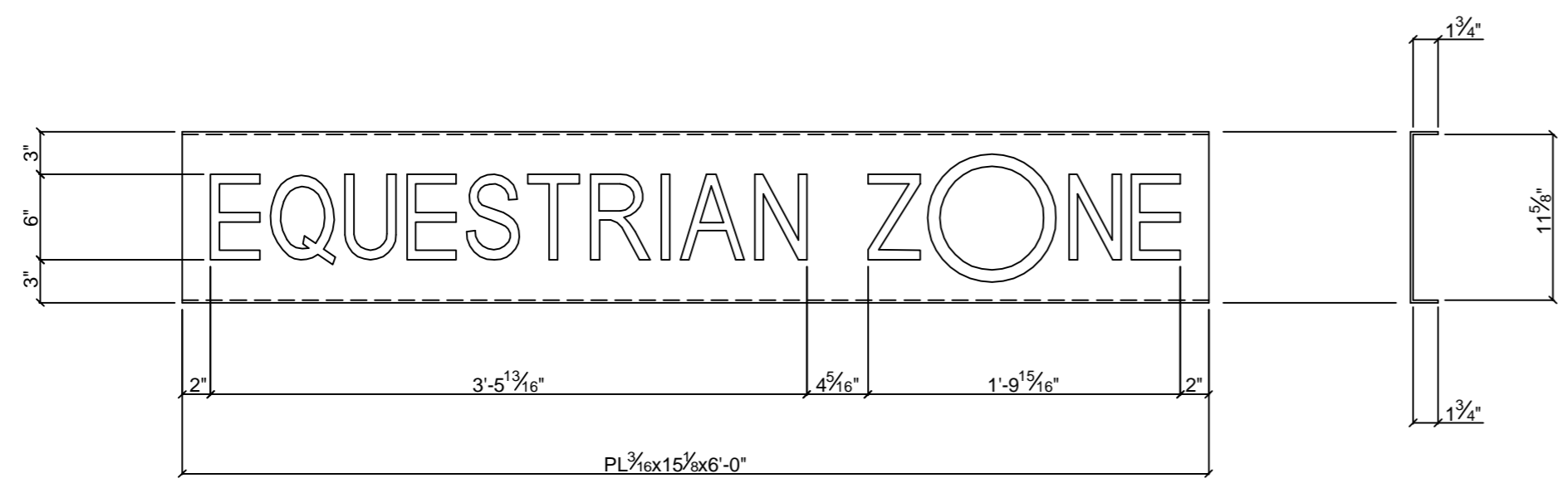


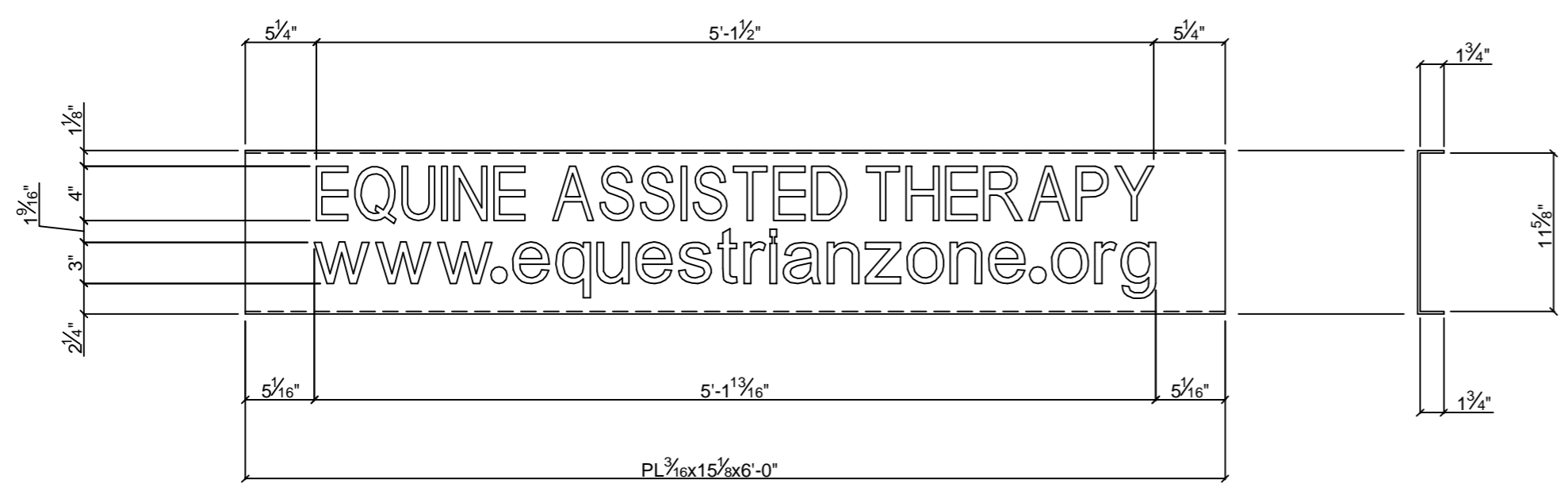
DETAIL OF PL ~ 100m



DETAIL OF PL ~ 100g



DETAIL OF PL ~ 100b



DETAIL OF PL ~ 100d

USE THIS SHEET IN CONJUNCTION WITH SHEET 100A

BILL OF MATERIAL							
NO. PCS.	PC. MARK	NO. PCS.	SHAPE - DESCRIPTION	FEET	INCHES	TEMP. MARK	REMARKS
ONE	100A	ONE	SIGN				
		2	HSS4x2x1/4	8	5 3/4	100a	
		ONE	PL 3/16x15 1/2	6	0	100b	PC
		ONE	PL 3/16x15 1/2	6	0	100d	PC
		2	PL 1/4x2	0	4	100f	SPC
		ONE	PLG12GAx6 1/2	0	8 3/8	100g	PC
		2	PLG12GAx29 5/16	3	1 5/8	100m	PC
		ONE	PLG12GAx10	5	9	100r	SPC
		ONE	PLG12GAx10 1 1/16	5	2 3/16	100s	SPC

DWG. DESCRIPTION: EQUESTRIAN ZONE SIGN

ALL HOLES	-	U.N.
EDGE DIST.	-	U.N.
ALL STEEL	HSS=A500, PL=A36	U.N.
ALL WELDS	E70XXLH	U.N.
SURFACE PREP.	STD.	U.N.
SHOP PAINT	1-S/C GRAY OXIDE	U.N.

RUSSELLVILLE STEEL CO., INC.		
JOB: EQUESTRIAN ZONE	DRAWN BY: CHER	CONTRACT NO. R-XXX
LOCATION: RUSSELLVILLE, AR	CHECKED BY:	CODE: M
CONTRACTOR:	DATE: 4/11/2012 12:06 PM	DRAWING NO. 100B