

THE OVERTURE GALLERY OF SEATING
A BUYER'S SOURCE GUIDE



UNICOR



**Freedom
Chair**



**CXO
Chair**



**Legacy I
Chair**



**Legacy II
Chair**



**Classic Ergo
Chair**



**Tempo
Chair**



**Budget
Chair**



**Sonata
Chair**



**A-Sharp
Chair**



**24/7
Chair**



**Executive Leather
Chair**



**Piretti Engage
Chair**



**Piretti 1000
Chair**



**Minuet
Chair**



**Stanza
Chair**



**Matchmaker Wood
Chair**



**Matchmaker KD
Chair**



**Waltz
Chair**



**Legatio
Chair**



**Arpeggio
Chair**



**Salsa
Chair**



**Rhapsody
Chair**



**Soprano
Chair**



**Queen's English
Chair**



**Queen Anne
Chair**



**Silhouette
Chair**



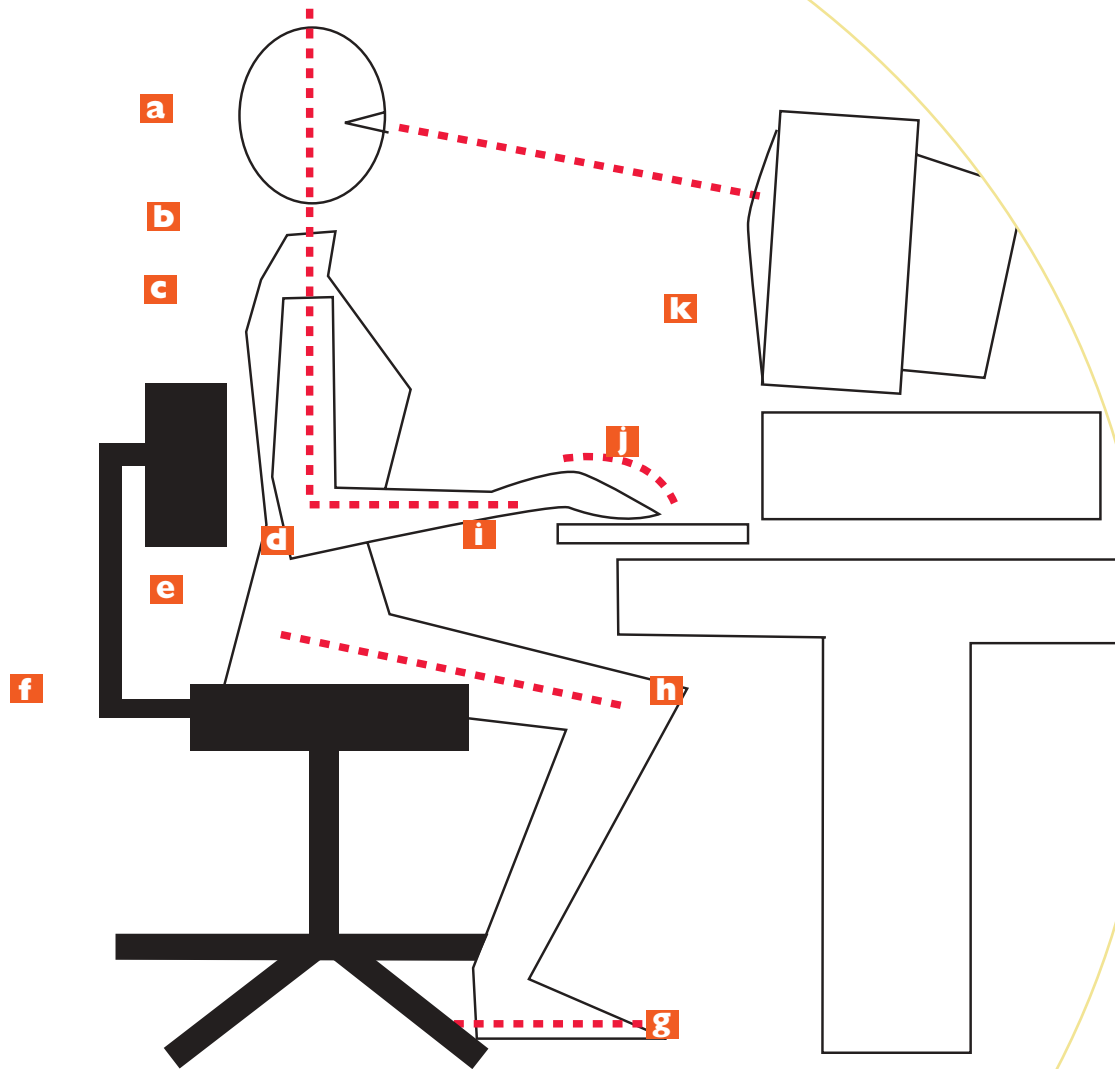
**Torsion on The Go
Chair**



**Rapture
Chair**



**Matrix
Chair**




THE ERGONOMICALLY POSITIONED WORKSTATION

PREVENTING WORK-RELATED MUSCULOSKELETAL DISORDERS

Many posture problems are easily corrected and/or avoided with a fully adjustable chair and a computer screen that tilts and adjusts to avoid awkward positions.

All UNICOR/Office Furniture Group task seating supports ergonomically correct work environments by providing the selections and choices needed to ensure correct posture.

- a** HEAD
Directly over shoulders,
without straining forward or
backward, about an arm's
length from the screen.
- b** NECK
Elongated and relaxed.
- c** SHOULDERS
Kept down, with the chest
open and wide.
- d** ELBOWS
Relaxed at a 90 degree angle.
- e** BACK
Upright or inclined slightly
forward from the hips.
Maintain the slight natural
curve of the lower back.
- f** CHAIR
Sloped slightly forward to
facilitate proper knee position.
- g** FEET
Firmly planted on the floor. A
footrest may be needed.
- h** KNEES
Slightly lower than the hips.
- i** WRISTS
Relaxed in a neutral position,
without being flexed either
up or down.
- j** FINGERS
Slightly curved.
- k** SCREEN
At eye level or slightly lower.



UNICOR/Office Furniture Group



A few tips can prevent

work-related repetitive stress injuries:

- Use a fully adjustable UNICOR chair to ensure correct posture
- Use wrist rests
- Take a short break every hour

Remember: In most cases, it's much

easier to prevent musculoskeletal

disorders than to treat or cure them.

For more information on ergonomics,

visit www.osha.gov



Ergonomics and posture in the workplace

Over the last several years, more and more American workers have been spending their days in an office environment, much of that time in front of a computer. This makes it even more important for employers to understand ergonomics and to choose office furnishings, tools and supplies that will meet the needs of their employees.

So what is ergonomics?

Ergonomics is the study of the relationship between workers and their environment, including the tools they use, the chair they sit in, and the design of their computers and workstations. In short, it's the science of fitting the job to the worker. According to OSHA, when the physical demands of the job don't mesh with the physical abilities of the worker, it can result in musculoskeletal disorders such as back pain and repetitive strain injuries.

Why is ergonomics so important?

Along with good posture, ergonomics is key to the prevention of these workplace-related disorders. In 1999, the Bureau of Labor Statistics reported 582,300 musculoskeletal injuries that resulted in missed work. While the numbers continue to decrease, musculoskeletal disorders still account for approximately one-third of all work-related injuries, with office workers making up one of the largest groups of sufferers.

Preventing work-related musculoskeletal disorders

Back Problems

Back pain is a problem for workers who sit at a desk or other type of workstation all day. The pain is caused in part by poor posture, which can:

- Put undue stress on the spine
- Cause tension of the neck, shoulder, back and chest muscles
- Constrict the digestive and respiratory organs
- Lead to fatigue and a lack of concentration

Many posture problems are easily corrected and/or avoided with a **fully adjustable chair and a computer screen that tilts and adjusts to avoid awkward positions.**

Repetitive Strain Injuries

Hand, finger and wrist pain can be caused by repetitive movements over long periods of time. Some of the many repetitive strain injuries include:

- Carpal Tunnel Syndrome
- Cumulative Trauma Disorder
- Tendonitis
- Bursitis



FCMB00 (Black)

FREEDOM TASK & CONFERENCE SEATING




High Back Task Chair



Mid Back Task Chair



Saddle Stool



The Freedom collection will liberate you from the confines of ordinary office seating. State-of-the-art advanced ergonomic seating automatically adjusts to support your body as it moves from task to task. Freedom is more than just a chair: It is a high-performance work tool, utilizing technology to maximize the natural, spontaneous movement—movement essential for a healthy body and a comfortable and productive day's work.

FREEDOM SERIES STANDARD FEATURES AND FUNCTIONS:

- *contemporary metal frame construction*
- *convenient transport handle*
- *upholstered foam seat and back*
- *pneumatic single level height adjustment*
- *adjustable seat depth*
- *intelligent synchro mechanism*
- *height-adjustable synchronized arms*
- *finger tip adjustable arms*
- *urethane soft gel armrest*
- *adjustable passive lumbar back support*
- *passive recline support*
- *position sensitive headrest (high back model only)*
- *carpet casters*

STYLES:

- *task*
- *conference*

FINISH:

- *graphite*

STANDARDS:

- *meets or exceeds ANSI/BIFMA*
- *EPA emissions ASTM D5116*
- *fabric abrasion ASTM D4966*
- *California 117 Fire Safety*

OPTIONS:

- *California 133 Fire Safety — additional cost*
- *upholstered gel seat pan*
- *height range of pneumatic cylinder*
- *forward tilt (check for availability)*
- *advance pivoting arm rest*
- *glides*
- *foot ring (saddle stool)*
- *hard floor casters*

STANDARD OFFERING

HIGH BACK TASK CHAIR

Overall Height: 56"
 Seat Height: 16" – 21"
 Seat Size: 21" w x 20" d
 Back Size: 20½" w x 21" h

product no. upholstery
 FCHB

A **B**

MID BACK TASK CHAIR

Overall Height: 41½"
 Seat Height: 16" – 21"
 Seat Size: 21" w x 20" d
 Back Size: 20½" w x 20" h

product no. upholstery
 FCMB

A **B**

SADDLE STOOL

Overall Height: 21¾"
 Seat Height: 17" – 22"
 Seat Size: N/A
 Back Size: N/A

product no. upholstery
 FCSS

A **B**

HOW TO BUILD A MODEL NUMBER:

- A** — Select a chair style indicated by the product number.
- B** — Select fabric or leather upholstery.

THE OVERTURE SEATING COLLECTION — FREEDOM SERIES

INTELLIGENT HEADREST

Freedom's dynamic, position-sensitive headrest moves into place as you recline and out of the way



as you sit upright. Its contours cradle your neck for unmatched comfort.

Headrest height can easily be set within a 5-inch range to fit virtually any user.

INSTANTLY ADJUSTABLE ARMRESTS

Body-friendly armrests adjust in sync to keep you in balance.

Adjustment is accomplished instantly with a simple, one-handed motion. With an expansive height range of 7 inches that includes



below-thigh-level positioning, armrests can quickly move into

the ideal position for any task.

PASSIVE RECLINE SUPPORT

Freedom incorporates an intelligent mechanism that senses the weight of the user and automatically adjusts



to provide optimal support in every seated position — without knobs, locks or

levers. The recline ranges from 6° forward to 27° back, providing maximum flexibility and constant support.

FREEDOM—TASK AND CONFERENCE SEATING PRODUCT OPTIONS

BACK STYLE

HB HIGH BACK CHAIR WITH HEADREST
 MB MID BACK CHAIR

ARMREST STYLE

VA HEIGHT ADJUSTMENT GEL ARMREST (Standard)
 VG HEIGHT ADJUSTMENT UPHOLSTERED GEL ARMREST
 AA ADVANCED TASK ARMS URETHANE GEL ARMREST

SEAT PAN STYLE

UF UPHOLSTERED FOAM SEAT PAN (Standard)
 UG UPHOLSTERED GEL SEAT PAN

MECHANISM TYPE

SM MECHANISM (Standard)
 TM TILT MECHANISM**

SEAT HEIGHT CYLINDER

S NORMAL RANGE (16" - 21") (Standard)
 L LOW RANGE (14½" - 19½")
 H HIGH RANGE (17" - 22")

CASTERS TYPE

C CARPET CASTERS (Standard)
 H HARD FLOOR CASTERS

FABRIC COLOR CODE*

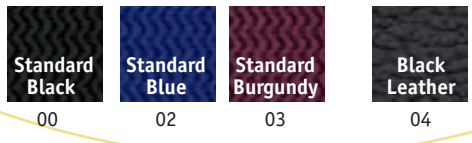
00 BLACK (Standard) 02 BLUE (Standard)
 03 BURGUNDY (Standard) 04 BLACK LEATHER (Standard)

SHIPPING


FOB DESTINATION

CUSTOM OPTIONS ARE IN SHADED AREA

upholstery swatches and codes*



frame finish



*Available in these fabrics only

**Check for availability

Product Numbering for a Custom Chair

EXAMPLE

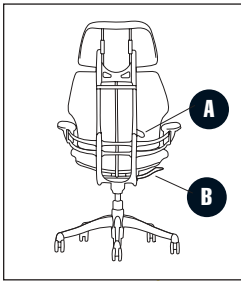
For a custom chair, you would make choices resulting in a 14-character product number like this:

FC-HB-AA-UG-SM-S-C-00

1. Always start with FC (Freedom Chair)
2. Choose **Back** style code
3. Choose **Armrest** style code
4. Choose **Seat Pan** style code
5. Choose **Mechanism** style code
6. Choose **Seat Height Cylinder** style code
7. Choose **Caster** style code
8. Choose **Fabric** style code

STANDARD FEATURES

CHAIR ADJUSTMENTS

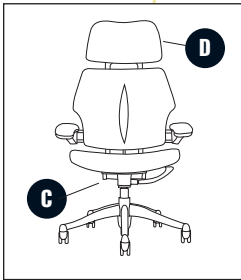


BACK HEIGHT ADJUSTMENT

A. While seated, grasp backrest with both hands on lower corners. Squeeze handle at right with fingertips and move backrest to most comfortable height.

SEAT HEIGHT ADJUSTMENT

B. Lift up on lever under right side of seat cushion and position chair to desired height.

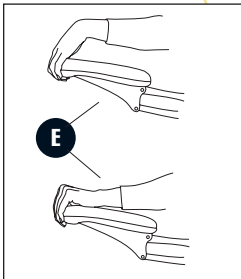


SEAT DEPTH ADJUSTMENT

C. Lift up on lever under forward edge of seat and slide seat to desired position.

HEADREST ADJUSTMENT

D. Grasp headrest with both hands and move to desired position.



ARM REST ADJUSTMENT

E. To raise gently pull upward on the armrests and raise to desired position. They will automatically lock in place when released. To lower, place hand on armrest and rotate wrist toward you (as if revving a motorcycle) to disengage. Lower to desired position. The armrests will automatically lock in place when released.



CX06200 BL 0301

C X O SEATING

 <p><i>Mid back task chair with arms</i></p>	 <p><i>High back task chair with arms</i></p>	
 <p><i>Sled base chair</i></p>		

**Pure comfort has never
been more attractive. With
cutting-edge styling, long-
lasting durability, and the
latest in ergonomic
technology, the CXO series of
fully-adjustable mesh chairs
combines the quality and
innovation you have come to
expect from UNICOR with the
all-day comfort you require.**

**CXO SERIES STANDARD FEATURES
AND FUNCTIONS:**

- *synchronous knee-tilt swivel mechanism with built-in seat slide depth adjuster*
- *infinite position tilt-lock*
- *flexible mesh back for comfort and support*
- *easy to use adjustable arms with lockable, finger-tip vertical, horizontal and swivel movements*
- *super soft elongated polyurethane arm pads*
- *adjustable ratchet headrest with built-in coat hook*
- *enersorb memory foam seat, lumbar and headrest*
- *contoured seat foam with waterfall design to minimize pressure on thighs*

STYLE:

- *task*

FINISH:

- *black*

STANDARDS:

- *meets or exceeds ANSI/BIFMA*
- *California Fire Code #117*

MID BACK TASK CHAIR
WITH ARMS



Overall Height: 36½" - 55"
 Seat Height: 16" - 21"
 Seat Size: 20"w x 19½" - 21½"d
 Back Size: 22"w x 22"h

product no.	finish	upholstery
CXO 6201	BL	<input type="checkbox"/> <input type="checkbox"/> <input type="checkbox"/> <input type="checkbox"/>

A

B

C

SLED BASE CHAIR



Overall Height: 38"
 Seat Height: 17½"
 Seat Size: 20"w x 19½"d
 Back Size: 22"w x 22"h

product no.	finish	upholstery
CXO 6202	BL	<input type="checkbox"/> <input type="checkbox"/> <input type="checkbox"/> <input type="checkbox"/>

A

B

C

HIGH BACK TASK CHAIR
WITH ARMS



Overall Height: 47½" - 55"
 Seat Height: 16" - 21"
 Seat Size: 20"w x 19½" - 21½"d
 Back Size: 22"w x 29½"h

product no.	finish	upholstery
CXO 6200	BL	<input type="checkbox"/> <input type="checkbox"/> <input type="checkbox"/> <input type="checkbox"/>

A

B

C

HOW TO BUILD A MODEL NUMBER:

- A** — Select a chair style indicated by the product number.
- B** — Select an arm and base frame finish.
- C** — Select fabric or leather upholstery.

frame finish



black- **BL**

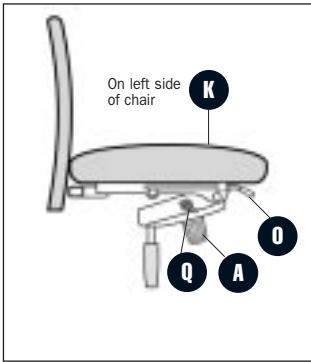
upholstery finish

Refer to "colorworks" (CATMF500) brochure for full selection of upholstery choices.

pricing

Refer to the Overture Price List for complete pricing information.

CHAIR ADJUSTMENTS



TENSION KNOB

A. Turn clockwise to increase tension, turn counter-clockwise to decrease tension.

INFINITE POSITION TILT LOCK

K. To lock chair in position, push paddle down, to allow free movement, pull paddle up.

SEAT SLIDER

O. Pull lever bar up to unlock, move seat to desired position, release lever to lock into position.

PNEUMATIC HEIGHT ADJUSTMENT

Q. To lower, turn lever. To raise, turn lever with your weight off seat.



UST2006 BLK 3511 (Sapphire)

LEGACY | SEATING

 <p><i>High Back Deluxe Task Chair with Arms and Large Seat</i></p>	 <p><i>High Back Task Chair with Arms</i></p>	 <p><i>Mid Back Task Chair with Arms</i></p>	 <p><i>Low Back Task Chair with Arms</i></p>
 <p><i>High Back Task Chair without Arms</i></p>	 <p><i>Mid Back Task Chair without Arms</i></p>	 <p><i>Low Back Task Chair without Arms</i></p>	
 <p><i>Sled Base Guest Chair with Adjustable Arms</i></p>	 <p><i>Sled Base Guest Chair without Arms</i></p>	 <p><i>Drafting Stool with Arms</i></p>	 <p><i>Drafting Stool without Arms</i></p>

The Legacy I collection

features Enersorb,[®] a unique

foam composition that

conforms to the weight and

shape of each user, helping to

dramatically reduce the

potential for fatigue—even

after hours at your desk.

Legacy I has all the

ergonomical features you

would expect to find in

premier seating collections.

**LEGACY I SERIES STANDARD FEATURES
AND FUNCTIONS:**

- *swivel tilt/forward tilt mechanism*
- *infinite position tilt lock adjustment*
- *pneumatic height adjustment*
- *manual adjustable tension control*
- *patented internal passive lumbar and lateral back support mechanism*
- *manual adjustable seat depth*
- *vertical/arm dial adjustment and horizontal/arm quick release adjustments*
- *tear drop polyurethane arm pads*
- *ratchet adjustable back*
- *Enersorb[®] (memory foam cushion seat)*
- *adjustable foot ring available on stools*
- *5 star nylon base with carpet casters*

STYLES:

- *task*
- *guest*
- *drafting*

FINISH:

- *black*

STANDARDS:

- *meets or exceeds ANSI/BIFMA*
- *California 117 Fire Safety*

OPTIONS:

- *California 133 Fire Safety — additional cost*

HIGH BACK DELUXE TASK CHAIR WITH ARMS AND LARGE SEAT

Overall Height: 42" – 50"
 Seat Height: 18" – 23"
 Seat Size: 22"w x 18" – 20"d
 Back Size: 20¼"w x 26½" – 29"h

product no.	finish	upholstery
UST2018	BLK	<input type="checkbox"/> <input type="checkbox"/> <input type="checkbox"/> <input type="checkbox"/>

A **B** **C**

not available in leather



HIGH BACK TASK CHAIR WITH ARMS

Overall Height: 42" – 50"
 Seat Height: 18" – 23"
 Seat Size: 22"w x 18" – 20"d
 Back Size: 20¼"w x 26½" – 29"h

product no.	finish	upholstery
UST2006	BLK	<input type="checkbox"/> <input type="checkbox"/> <input type="checkbox"/> <input type="checkbox"/>

A **B** **C**

not available in leather



MID BACK TASK CHAIR WITH ARMS

Overall Height: 36" – 44"
 Seat Height: 18" – 23"
 Seat Size: 20"w x 18" – 20"d
 Back Size: 19½"w x 19" – 21½"h

product no.	finish	upholstery
UST2008	BLK	<input type="checkbox"/> <input type="checkbox"/> <input type="checkbox"/> <input type="checkbox"/>

A **B** **C**

not available in leather



LOW BACK TASK CHAIR WITH ARMS

Overall Height: 34" – 42"
 Seat Height: 18" – 23"
 Seat Size: 20"w x 18" – 20"d
 Back Size: 19½"w x 17" – 19½"h

product no.	finish	upholstery
UST2005	BLK	<input type="checkbox"/> <input type="checkbox"/> <input type="checkbox"/> <input type="checkbox"/>

A **B** **C**

not available in leather



HIGH BACK TASK CHAIR WITHOUT ARMS

Overall Height: 42" – 50"
 Seat Height: 18" – 23"
 Seat Size: 20"w x 18" – 20"d
 Back Size: 20¼"w x 26½" – 29"h

product no.	finish	upholstery
UST2007	BLK	<input type="checkbox"/> <input type="checkbox"/> <input type="checkbox"/> <input type="checkbox"/>

A **B** **C**

not available in leather



MID BACK TASK CHAIR WITHOUT ARMS

Overall Height: 36" – 44"
 Seat Height: 18" – 23"
 Seat Size: 20"w x 18" – 20"d
 Back Size: 19½"w x 19" – 21½"h

product no.	finish	upholstery
UST2009	BLK	<input type="checkbox"/> <input type="checkbox"/> <input type="checkbox"/> <input type="checkbox"/>

A **B** **C**

not available in leather



LOW BACK TASK CHAIR WITHOUT ARMS

Overall Height: 34" – 42"
 Seat Height: 18" – 23"
 Seat Size: 20"w x 18" – 20"d
 Back Size: 19½"w x 17" – 19½"h

product no.	finish	upholstery
UST2004	BLK	<input type="checkbox"/> <input type="checkbox"/> <input type="checkbox"/> <input type="checkbox"/>

A **B** **C**

not available in leather



SLED BASE GUEST CHAIR WITH ADJUSTABLE ARMS

Overall Height: 37"
 Seat Height: 19½"
 Seat Size: 19½"w x 19" – 21"d
 Back Size: 19½"w x 17" – 19"h

product no.	finish	upholstery
UST2010	BLK	<input type="checkbox"/> <input type="checkbox"/> <input type="checkbox"/> <input type="checkbox"/>

A **B** **C**

not available in leather



SLED BASE GUEST CHAIR WITHOUT ARMS

Overall Height: 37½"
 Seat Height: 19½"
 Seat Size: 19½"w x 19" – 21"d
 Back Size: 19½"w x 17" – 19"h

product no.	finish	upholstery
UST2011	BLK	<input type="checkbox"/> <input type="checkbox"/> <input type="checkbox"/> <input type="checkbox"/>

A **B** **C**

not available in leather



DRAFTING STOOL WITH ARMS

Overall Height: 40½" – 53"
 Seat Height: 24" – 34"
 Seat Size: 20"w x 18" – 20"d
 Back Size: 20¼"w x 17" – 19½"h

product no.	finish	upholstery
UST2012	BLK	<input type="checkbox"/> <input type="checkbox"/> <input type="checkbox"/> <input type="checkbox"/>

A **B** **C**

not available in leather



DRAFTING STOOL WITHOUT ARMS

Overall Height: 40½" – 53"
 Seat Height: 24" – 34"
 Seat Size: 20"w x 18" – 20"d
 Back Size: 20¼"w x 17" – 19½"h

product no.	finish	upholstery
UST2013	BLK	<input type="checkbox"/> <input type="checkbox"/> <input type="checkbox"/> <input type="checkbox"/>

A **B** **C**

not available in leather



HOW TO BUILD A MODEL NUMBER:

- A** — Select a chair style indicated by the product number.
- B** — Select an arm and base frame finish.
- C** — Select fabric or leather upholstery.

frame finish



black- BLK

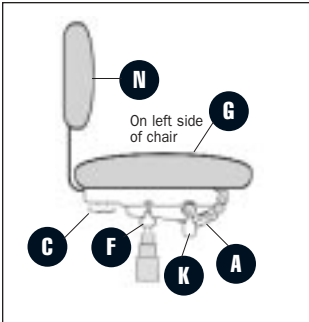
upholstery finish

Refer to "colorworks" (CATMF500) brochure for full selection of upholstery choices.

pricing

Refer to the Overture Price List for complete pricing information.

CHAIR ADJUSTMENTS



TENSION KNOB

- A.** Turn clockwise to increase tension, turn counter-clockwise to decrease tension.

SEAT DEPTH ADJUSTMENT

- C.** Loosen hand wheel (do not remove) and slide back to desired position, then re-tighten hand wheel.

PNEUMATIC HEIGHT ADJUSTMENT

- F.** To lower, lift paddle while seated. To raise, lift paddle with your weight off seat.

FORWARD TILT

- G.** Lean back in chair and roll or pull lever back for forward tilt, push or roll lever forward for straight position.

INFINITE TILT LOCK

- K.** To lock chair in position, push paddle down, to allow free movement, pull paddle up.

RACHET BACK HEIGHT ADJUSTMENT

- N.** Simply lift back to desired position and back locks automatically.



UST2026 BLK 3526 (Cornsilk)

LEGACY II ERGONOMIC TASK SEATING



High Back Task Chair with Arms



Mid Back Task Chair with Arms



Low Back Task Chair with Arms



Drafting Stool with Arms and Adjustable Foot Ring



High Back Task Chair without Arms



Mid Back Task Chair without Arms



Low Back Task Chair without Arms



Drafting Stool without Arms and Adjustable Foot Ring

The Legacy II collection

features the same Enersorb®

foam as is found in Legacy I.

Legacy II has been re-engineered

with a new look and features.

LEGACY II SERIES STANDARD FEATURES AND FUNCTIONS:

- *swivel tilt/passive seat mechanism*
- *infinite position tilt lock adjustment*
- *pneumatic height adjustment*
- *seat slider*
- *patented internal passive lumbar and lateral back support mechanism*
- *manual adjustable tension control*
- *vertical and horizontal arm adjustments/ratchet adjustment*
- *pivoting polyurethane arm pads that cradle for support*
- *new concealed ratchet back adjustments*
- *"Enersorb®" (memory foam cushion seat)*
- *adjustable foot ring standard on stools*
- *new low profile nylon base with carpet casters*

STYLES:

- *task*
- *drafting*

FINISH:

- *black*

STANDARDS:

- *meets or exceeds ANSI/BIFMA*
- *California 117 Fire Safety*

OPTIONS:

- *California 133 Fire Safety — additional cost*

HIGH BACK TASK CHAIR WITH ARMS



Overall Height: 42" – 50"
 Seat Height: 18" – 23"
 Seat Size: 20"w x 18" – 20"d
 Back Size: 20¼"w x 26½" – 29"h

product no.	finish	upholstery
UST2026	BLK	<input type="checkbox"/> <input type="checkbox"/> <input type="checkbox"/> <input type="checkbox"/>

A **B** **C**

not available in leather

MID BACK TASK CHAIR WITH ARMS



Overall Height: 36" – 44"
 Seat Height: 18" – 23"
 Seat Size: 20"w x 18" – 20"d
 Back Size: 19½"w x 19" – 21½"h

product no.	finish	upholstery
UST2028	BLK	<input type="checkbox"/> <input type="checkbox"/> <input type="checkbox"/> <input type="checkbox"/>

A **B** **C**

not available in leather

LOW BACK TASK CHAIR WITH ARMS



Overall Height: 34" – 42"
 Seat Height: 18" – 23"
 Seat Size: 20"w x 18" – 20"d
 Back Size: 19½"w x 17" – 19½"h

product no.	finish	upholstery
UST2025	BLK	<input type="checkbox"/> <input type="checkbox"/> <input type="checkbox"/> <input type="checkbox"/>

A **B** **C**

not available in leather

DRAFTING STOOL WITH ARMS AND ADJUSTABLE FOOT RING



Overall Height: 40½" – 53"
 Seat Height: 24" – 34"
 Seat Size: 20"w x 18" – 20"d
 Back Size: 20¼"w x 17" – 19½"h

product no.	finish	upholstery
UST2022	BLK	<input type="checkbox"/> <input type="checkbox"/> <input type="checkbox"/> <input type="checkbox"/>

A **B** **C**

not available in leather

HIGH BACK TASK CHAIR WITHOUT ARMS



Overall Height: 42" – 50"
 Seat Height: 18" – 23"
 Seat Size: 20"w x 18" – 20"d
 Back Size: 20¼"w x 26½" – 29"h

product no.	finish	upholstery
UST2027	BLK	<input type="checkbox"/> <input type="checkbox"/> <input type="checkbox"/> <input type="checkbox"/>

A **B** **C**

not available in leather

MID BACK TASK CHAIR WITHOUT ARMS



Overall Height: 36" – 44"
 Seat Height: 18" – 23"
 Seat Size: 20"w x 18" – 20"d
 Back Size: 19½"w x 19" – 21½"h

product no.	finish	upholstery
UST2029	BLK	<input type="checkbox"/> <input type="checkbox"/> <input type="checkbox"/> <input type="checkbox"/>

A **B** **C**

not available in leather

LOW BACK TASK CHAIR WITHOUT ARMS



Overall Height: 34" – 42"
 Seat Height: 18" – 23"
 Seat Size: 20"w x 18" – 20"d
 Back Size: 19½"w x 17" – 19½"h

product no.	finish	upholstery
UST2024	BLK	<input type="checkbox"/> <input type="checkbox"/> <input type="checkbox"/> <input type="checkbox"/>

A **B** **C**

not available in leather

DRAFTING STOOL WITHOUT ARMS AND ADJUSTABLE FOOT RING



Overall Height: 40½" – 53"
 Seat Height: 24" – 34"
 Seat Size: 20"w x 18" – 20"d
 Back Size: 20¼"w x 17" – 19½"h

product no.	finish	upholstery
UST2023	BLK	<input type="checkbox"/> <input type="checkbox"/> <input type="checkbox"/> <input type="checkbox"/>

A **B** **C**

not available in leather

HOW TO BUILD A MODEL NUMBER:

- A** — Select a chair style indicated by the product number.
- B** — Select an arm and base frame finish.
- C** — Select fabric or leather upholstery.

frame finish



black
BLK

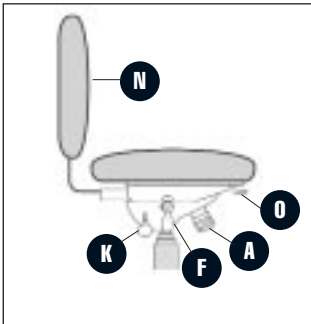
upholstery finish

Refer to "colorworks" (CATMF500) brochure for full selection of upholstery choices.

pricing

Refer to the Overture Price List for complete pricing information.

CHAIR ADJUSTMENTS



TENSION KNOB

A. Turn clockwise to increase tension, turn counter-clockwise to decrease tension.

PNEUMATIC HEIGHT ADJUSTMENT

F. To lower, lift paddle while seated. To raise, lift paddle with your weight off seat.

INFINITE POSITION TILT LOCK

K. To lock chair in position, push paddle down, to allow free movement, pull paddle up.

RACHET BACK HEIGHT ADJUSTMENT

N. Simply lift back to desired position and back locks automatically.

SEAT SLIDER

O. Pull lever bar up to unlock, move seat to desired position, release lever to lock into position.



WP8000 BLK 7578 (Navy)

CLASSIC ERGO TASK SEATING

 <p><i>High Back Task Chair with Arms</i></p>	 <p><i>Low Back Task Chair with Arms</i></p>	 <p><i>Low Back Petite Task Chair w/Arms</i></p>	 <p><i>Low Back Task Chair without Arms</i></p>
 <p><i>High Back Task Chair with Arms and Adjustable Lumbar</i></p>	 <p><i>Low Back Task Chair with Arms and Adjustable Lumbar</i></p>	 <p><i>Low Back Task Chair without Arms and with Adjustable Lumbar</i></p>	 <p><i>Drafting Stool without Arms, with Foot Stirrup</i></p>
 <p><i>Cantilever Base Guest Chair with Stationary Arms</i></p>	 <p><i>Cantilever Base Guest Chair without Arms</i></p>	 <p><i>Sled Base Guest Chair with Stationary Arms</i></p>	 <p><i>Four-Leg Side Chair without Arms</i></p>

The Ergo collection offers attractive styling with a full plastic back shell that enhances the clean look without compromising durability. Designed to meet the rigorous demands of institutional and educational environments, this next-generation desk chair offers the same standard features typically found only in higher-priced chairs.

CLASSIC ERGO SERIES STANDARD FEATURES AND FUNCTIONS:

- *swivel tilt/forward tilt mechanism*
- *infinite position tilt lock adjustment*
- *pneumatic height adjustment*
- *manual adjustable tension control*
- *manual adjustable seat depth*
- *vertical/arm trigger adjustment and horizontal/arm quick release adjustment*
- *waterfall polyurethane arm pads*
- *ratchet adjustable back*
- *waterfall front edge cushion seat*
- *5 star nylon base with carpet casters or nylon glides for guest seating*

STYLES:

- *task*
- *guest*
- *conference*
- *drafting*

FINISH:

- *black*

STANDARDS:

- *meets or exceeds ANSI/BIFMA*
- *California 117 Fire Safety*

OPTIONS:

- *California 133 Fire Safety — additional cost*
- *hard floor casters*

HIGH BACK TASK CHAIR WITH ARMS

Overall Height: 36" – 42"
 Seat Height: 17½" – 21"
 Seat Size: 20"w x 18" – 20"d
 Back Size: 19"w x 19" – 22"h

product no.	finish	upholstery
WP8000	BLK	<input type="checkbox"/> <input type="checkbox"/> <input type="checkbox"/> <input type="checkbox"/>



LOW BACK TASK CHAIR WITH ARMS

Overall Height: 33" – 39"
 Seat Height: 17½" – 21"
 Seat Size: 20"w x 18" – 20"d
 Back Size: 19"w x 17" – 19"h

product no.	finish	upholstery
WP8010	BLK	<input type="checkbox"/> <input type="checkbox"/> <input type="checkbox"/> <input type="checkbox"/>



LOW BACK PETITE TASK CHAIR WITH ARMS

Overall Height: 36" – 42"
 Seat Height: 17½" – 21"
 Seat Size: 20"w x 18" – 20"d
 Back Size: 19"w x 19" – 22"h

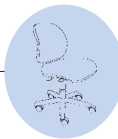
product no.	finish	upholstery
WP8040	BLK	<input type="checkbox"/> <input type="checkbox"/> <input type="checkbox"/> <input type="checkbox"/>



LOW BACK TASK CHAIR WITHOUT ARMS

Overall Height: 33" – 39"
 Seat Height: 17½" – 21"
 Seat Size: 20"w x 18" – 20"d
 Back Size: 19"w x 17" – 19"h

product no.	finish	upholstery
WP8020	BLK	<input type="checkbox"/> <input type="checkbox"/> <input type="checkbox"/> <input type="checkbox"/>



HIGH BACK TASK CHAIR WITH ARMS & MECHANICALLY ADJUSTABLE LUMBAR

Overall Height: 36" – 42"
 Seat Height: 17½" – 21"
 Seat Size: 20"w x 18" – 20"d
 Back Size: 19"w x 19" – 22"h

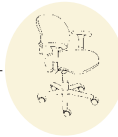
product no.	finish	upholstery
WP8007	BLK	<input type="checkbox"/> <input type="checkbox"/> <input type="checkbox"/> <input type="checkbox"/>



LOW BACK TASK CHAIR WITH ARMS & MECHANICALLY ADJUSTABLE LUMBAR

Overall Height: 36" – 42"
 Seat Height: 17½" – 21"
 Seat Size: 20"w x 18" – 20"d
 Back Size: 19"w x 19" – 22"h

product no.	finish	upholstery
WP8017	BLK	<input type="checkbox"/> <input type="checkbox"/> <input type="checkbox"/> <input type="checkbox"/>



LOW BACK TASK CHAIR WITHOUT ARMS AND WITH MECHANICALLY ADJUSTABLE LUMBAR

Overall Height: 33" – 39"
 Seat Height: 17½" – 21"
 Seat Size: 20"w x 18" – 20"d
 Back Size: 19"w x 17" – 19"h

product no.	finish	upholstery
WP8025	BLK	<input type="checkbox"/> <input type="checkbox"/> <input type="checkbox"/> <input type="checkbox"/>



DRAFTING STOOL WITHOUT ARMS, WITH FOOT STIRRUP

Overall Height: 38" – 43"
 Seat Height: 24" – 29"
 Seat Size: 18"w x 15" – 17"d
 Back Size: 18½"w x 15" – 18"h

product no.	finish	upholstery
WP8030	BLK	<input type="checkbox"/> <input type="checkbox"/> <input type="checkbox"/> <input type="checkbox"/>



CANTILEVER BASE GUEST CHAIR WITH STATIONARY ARMS

Overall Height: 34" – 36"
 Seat Height: 18"
 Seat Size: 20"w x 17" – 19"d
 Back Size: 19"w x 17" – 19"h

product no.	finish	upholstery
WP8060	BLK	<input type="checkbox"/> <input type="checkbox"/> <input type="checkbox"/> <input type="checkbox"/>



CANTILEVER BASE GUEST CHAIR WITHOUT ARMS

Overall Height: 34" – 36"
 Seat Height: 18"
 Seat Size: 20"w x 17" – 19"d
 Back Size: 19"w x 17" – 19"h

product no.	finish	upholstery
WP8070	BLK	<input type="checkbox"/> <input type="checkbox"/> <input type="checkbox"/> <input type="checkbox"/>



SLED BASE GUEST CHAIR WITH STATIONARY ARMS

Overall Height: 31½"
 Seat Height: 18"
 Seat Size: 20"w x 19"d
 Back Size: 19"w x 15"h

product no.	finish	upholstery
WP8050	BLK	<input type="checkbox"/> <input type="checkbox"/> <input type="checkbox"/> <input type="checkbox"/>



FOUR LEG SIDE CHAIR WITHOUT ARMS

Overall Height: 34" – 36"
 Seat Height: 18"
 Seat Size: 20"w x 17" – 19"d
 Back Size: 19"w x 17" – 19"h

product no.	finish	upholstery
WP8080	BLK	<input type="checkbox"/> <input type="checkbox"/> <input type="checkbox"/> <input type="checkbox"/>



HOW TO BUILD A MODEL NUMBER:

- A** — Select a chair style indicated by the product number.
- B** — Select an arm and base frame finish.
- C** — Select fabric or leather upholstery.

frame finish



black- BLK

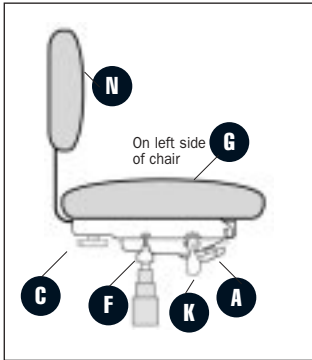
upholstery finish

Refer to "colorworks" (CATMF500) brochure for full selection of upholstery choices.

pricing

Refer to the Overture Price List for complete pricing information.

CHAIR ADJUSTMENTS



TENSION KNOB

A. Turn clockwise to increase tension, turn counterclockwise to decrease tension.

SEAT DEPTH ADJUSTMENT

C. Loosen hand wheel (do not remove) and slide back to desired position, then retighten hand wheel.

PNEUMATIC HEIGHT ADJUSTMENT

F. To lower, lift paddle while seated. To raise, lift paddle with your weight off seat.

FORWARD TILT

G. Lean back in chair and roll or pull lever back for forward tilt, push or roll lever forward for straight position.

INFINITE POSITION TILT LOCK

K. To lock chair in position, push paddle down, to allow free movement, pull paddle up.

RACHET BACK HEIGHT ADJUSTMENT

N. Simply lift back to desired position and back locks automatically.



UST2016 BLK 7576 (Burgundy)

TEMPO ERGONOMIC TASK SEATING



High Back Task Chair with Arms

High Back Task Chair without Arms

Low Back Task Chair with Arms

Low Back Task Chair without Arms

Drafting Stool with Arms and Adjustable Foot Ring

Drafting Stool without Arms and with Adjustable Foot Ring

The Tempo collection is perfect when economy needs to be considered without compromising comfort and function. Ideal for workstations where seating solutions are too large and out-of-scale, this series features high-density, resilient foam in both back and seat, and offers all the same features typically found only in much higher-priced seating.

TEMPO SERIES STANDARD FEATURES AND FUNCTIONS:

- adjustable vertical and horizontal arms
- tear drop soft polyurethane arms
- fixed seat depth
- tension knob control
- back angle adjustment
- pneumatic height adjustment
- forward tilt
- back height adjustment
- infinite position tilt-lock
- adjustable foot ring available on stools
- carpet casters

STYLE:

- task
- drafting

FINISH:

- black

STANDARDS:

- meets or exceeds ANSI/BIFMA
- California 117 Fire Safety

OPTIONS:

- California 133 Fire Safety — additional cost

HIGH BACK TASK CHAIR WITH ARMS



Overall Height: 35" – 43½"
 Seat Height: 17" – 22"
 Seat Size: 19½"w x 17" – 19"d
 Back Size: 18½"w x 18"h

product no.	finish	upholstery
UST2016	BLK	<input type="checkbox"/> <input type="checkbox"/> <input type="checkbox"/> <input type="checkbox"/>

A **B** **C**

HIGH BACK TASK CHAIR WITHOUT ARMS



Overall Height: 35" – 43½"
 Seat Height: 17" – 22"
 Seat Size: 19½"w x 17" – 19"d
 Back Size: 18½"w x 18"h

product no.	finish	upholstery
UST2017	BLK	<input type="checkbox"/> <input type="checkbox"/> <input type="checkbox"/> <input type="checkbox"/>

A **B** **C**

LOW BACK TASK CHAIR WITH ARMS



Overall Height: 31½" – 36"
 Seat Height: 17" – 22"
 Seat Size: 19½"w x 17" – 19"d
 Back Size: 18"w x 14½"h

product no.	finish	upholstery
UST2002	BLK	<input type="checkbox"/> <input type="checkbox"/> <input type="checkbox"/> <input type="checkbox"/>

A **B** **C**

LOW BACK TASK CHAIR WITHOUT ARMS



Overall Height: 31½" – 36"
 Seat Height: 17" – 22"
 Seat Size: 19½"w x 17" – 19"d
 Back Size: 18"w x 14½"h

product no.	finish	upholstery
UST2003	BLK	<input type="checkbox"/> <input type="checkbox"/> <input type="checkbox"/> <input type="checkbox"/>

A **B** **C**

DRAFTING STOOL WITH ARMS AND ADJUSTABLE FOOT RING



Overall Height: 38" – 48"
 Seat Height: 24" – 34"
 Seat Size: 19½"w x 17" – 19"d
 Back Size: 18"w x 14½"h

product no.	finish	upholstery
UST2014	BLK	<input type="checkbox"/> <input type="checkbox"/> <input type="checkbox"/> <input type="checkbox"/>

A **B** **C**

DRAFTING STOOL WITHOUT ARMS AND WITH ADJUSTABLE FOOT RING



Overall Height: 38" – 48"
 Seat Height: 24" – 34"
 Seat Size: 19½"w x 17" – 19"d
 Back Size: 18"w x 14½"h

product no.	finish	upholstery
UST2015	BLK	<input type="checkbox"/> <input type="checkbox"/> <input type="checkbox"/> <input type="checkbox"/>

A **B** **C**

HOW TO BUILD A MODEL NUMBER:

- A** — Select a chair style indicated by the product number.
- B** — Select an arm and base frame finish.
- C** — Select fabric or leather upholstery.

frame finish



black- **BLK**

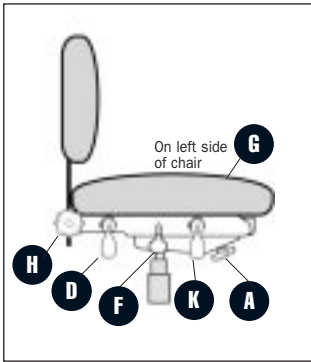
upholstery finish

Refer to "colorworks" (CATMF500) brochure for full selection of upholstery choices.

pricing

Refer to the Overture Price List for complete pricing information.

CHAIR ADJUSTMENTS



TENSION KNOB

A. Turn clockwise to increase tension, turn counterclockwise to decrease tension.

BACK ANGLE ADJUSTMENT

D. While seated, pull paddle up, when desired angle is achieved push paddle down to lock.

PNEUMATIC HEIGHT ADJUSTMENT

F. To lower, lift paddle while seated. To raise, lift paddle with your weight off seat.

FORWARD TILT

G. Lean back in chair and roll or pull lever back for forward tilt, push or roll lever forward for straight position.

BACK HEIGHT ADJUSTMENT

H. Turn knob counterclockwise to loosen, lift or lower chair back to desired position and re-tighten.




INFINITE POSITION TILT LOCK

K. To lock chair in position, push paddle down, to allow free movement, pull paddle up.



ZZUST2031BLK3500

BUDGET SEATING

 <i>Arm chair</i>	 <i>Task chair</i>	
 <i>Guest chair with arms</i>		

When you need an all around

good task chair, priced right

and available to ship in

48 hours, the Budget task

chair is your answer. Built to

be used and not fall apart

like many budget chairs after

minimal use.

FedFast

**Ships in 48 hours
from our distribution
warehouse or it's free!**

The Budget chair is only available
through the FedFast program.

**Order Today!
1-800-827-3168**

**BUDGET SERIES STANDARD FEATURES
AND FUNCTIONS:**

- *infinite seat angle adjustment with 6 degree forward tilt*
- *free float or variable back angle adjustment*
- *back height adjustment*
- *height adjustable arms with polyurethane arm pads*
- *horizontal arm adjustment*
- *waterfall seat design to reduce muscle fatigue*
- *soft sculptured seat and back foam for passive ergonomic support*

STYLE:

- *task*

FINISH:

- *black*

STANDARDS:

- *meets or exceeds ANSI/BIFMA*
- *California 117 Fire Safety*

THE OVERTURE SEATING COLLECTION — BUDGET SERIES

ARM CHAIR



Overall Height: 39½" - 44½"
 Seat Height: 16½" - 21"
 Seat Size: 18¾" w x 18" d
 Back Size: 17" w x 15½" - 20" h

product no.	finish	upholstery
ZZUST2031	BLK	<input type="checkbox"/> <input type="checkbox"/> <input type="checkbox"/> <input type="checkbox"/>
A	B	C

TASK CHAIR



Overall Height: 39½" - 44½"
 Seat Height: 16½" - 21"
 Seat Size: 18¾" w x 18" d
 Back Size: 17" w x 15½" - 20" h

product no.	finish	upholstery
ZZUST2032	BLK	<input type="checkbox"/> <input type="checkbox"/> <input type="checkbox"/> <input type="checkbox"/>
A	B	C

GUEST CHAIR WITH ARMS



Overall Height: 31"
 Seat Height: 17½"
 Seat Size: 18" w x 19" d
 Back Size: 18" w x 13¾" h

product no.	finish	upholstery
ZZUST2033	BLK	<input type="checkbox"/> <input type="checkbox"/> <input type="checkbox"/> <input type="checkbox"/>
A	B	C

HOW TO BUILD A MODEL NUMBER:

- A** — Select a chair style indicated by the product number.
- B** — Select an arm and base frame finish.
- C** — Select fabric or leather upholstery.

frame finish



black
BLK

upholstery finish



wine
3500



ebony
3501

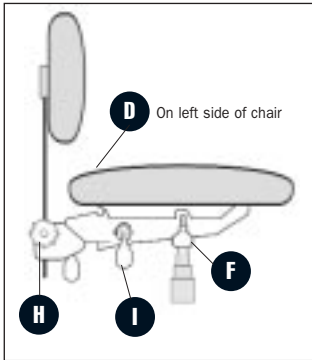


sapphire
3511



navy
7578

CHAIR ADJUSTMENTS



BACK ANGLE ADJUSTMENT

D. While seated, pull paddle up, when desired angle is achieved push paddle down to lock.

PNEUMATIC HEIGHT ADJUSTMENT

F. To lower, lift paddle while seated. To raise, lift paddle with your weight off seat.

BACK HEIGHT ADJUSTMENT

H. Turn knob counter-clockwise to loosen, lift or lower chair back to desired position and re-tighten.

INFINITE SEAT ANGLE ADJUSTMENT WITH 6° FORWARD TILT

I. To change seat angle, pull paddle up while seated, push paddle down to lock when desired angle is achieved.



UST4100 BLK 3511 (Sapphire)

SONATA DESK AND CONFERENCE SEATING



High Back Chair with Stationary Arms




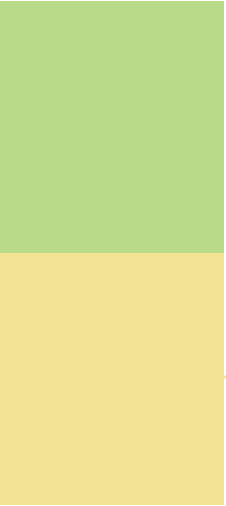
Mid Back Chair with Stationary Arms



Cantilever Base Guest Chair with Stationary Arms



Four Leg Guest Chair with Stationary Arms



Whatever your needs,

Sonata Desk and Conference

Seating is a masterpiece of

simplicity and convenience,

at home in the office, break

room or conference room.

Attractive, functional and

sensibly designed, the Sonata

Series can adapt to any office

style, from transitional to

contemporary.

**SONATA SERIES STANDARD FEATURES
AND FUNCTIONS:**

- *swivel tilt mechanism*
- *single position tilt lock adjustment*
- *pneumatic height adjustment*
- *manual adjustable tension control*
- *passive lumbar and lateral back support mechanism*
- *fixed injection molded arms*
- *5-star nylon base with hooded carpet casters or nylon glides for guest seating*

STYLES:

- *task*
- *guest*

FINISH:

- *black*

STANDARDS:

- *meets or exceeds ANSI/BIFMA*
- *California 117 Fire Safety*

OPTIONS:

- *California 133 Fire Safety — additional cost*

HIGH BACK CHAIR
WITH STATIONARY ARMS



Overall Height: 40" – 43½"
Seat Height: 17" – 20½"
Seat Size: 20"w x 19"d
Back Size: 20"w x 24"h

product no.	finish	upholstery
UST4100	BLK	<input type="checkbox"/> <input type="checkbox"/> <input type="checkbox"/> <input type="checkbox"/>

A **B** **C**

not available in leather

MID BACK CHAIR
WITH STATIONARY ARMS



Overall Height: 34" – 37½"
Seat Height: 17" – 20½"
Seat Size: 20"w x 19"d
Back Size: 20"w x 18"h

product no.	finish	upholstery
UST4101	BLK	<input type="checkbox"/> <input type="checkbox"/> <input type="checkbox"/> <input type="checkbox"/>

A **B** **C**

not available in leather

CANTILEVER BASE
GUEST CHAIR WITH
STATIONARY ARMS



Overall Height: 35½"
Seat Height: 18½"
Seat Size: 20"w x 19"d
Back Size: 20"w x 18"h

product no.	finish	upholstery
UST4102	BLK	<input type="checkbox"/> <input type="checkbox"/> <input type="checkbox"/> <input type="checkbox"/>

A **B** **C**

not available in leather

FOUR LEG GUEST CHAIR
WITH STATIONARY ARMS



Overall Height: 35½"
Seat Height: 18½"
Seat Size: 20"w x 19"d
Back Size: 20"w x 18"h

product no.	finish	upholstery
UST4104	BLK	<input type="checkbox"/> <input type="checkbox"/> <input type="checkbox"/> <input type="checkbox"/>

A **B** **C**

not available in leather

HOW TO BUILD A MODEL NUMBER:

- A** — Select a chair style indicated by the product number.
- B** — Select an arm and base frame finish.
- C** — Select fabric or leather upholstery.

frame finish



black
BLK

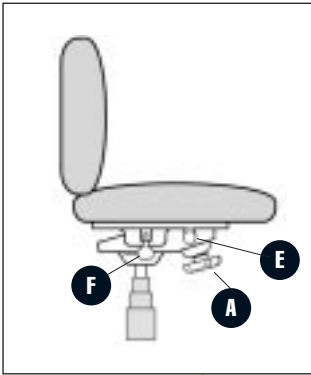
upholstery finish

Refer to "colorworks" (CATMF500) brochure for full selection of upholstery choices.

pricing

Refer to the Overture Price List for complete pricing information.

CHAIR ADJUSTMENTS



TENSION KNOB

A. Turn clockwise to increase tension, turn counterclockwise to decrease tension.

TILT LOCK

E. To lock chair in position, push knob in, to allow free movement, pull knob out.

PNEUMATIC HEIGHT ADJUSTMENT

F. To lower, lift paddle while seated. To raise, lift paddle with your weight off seat.



WVC9935 CH 3527 (Jodhpurs)


A - SHARP DESK & CONFERENCE SEATING



Stacking Guest Chair with Arms



Stacking Guest Chair without Arms



This guest chair hits just the right note with visitors, guests and conference attendees. Our stylish A-Sharp Series offers comfort and convenience in a wide variety of fabrics and stains to match any decor.

A-SHARP SERIES STANDARD FEATURES AND FUNCTIONS:

- *radio frequency bent maple frames*
- *arm and armless models*
- *waterfall edge seat and back detail*
- *hardwood, metal and structural urethane frame construction*
- *hidden fastener design construction*
- *nylon glides*
- *stacks 4-6 high*

STYLES:

- *guest*
- *conference*

FINISHES:

- *black*
- *cherry*
- *mahogany*
- *natural*

STANDARDS:

- *meets or exceeds ANSI/BIFMA*
- *California 117 Fire Safety*

OPTIONS:

- *California 133 Fire Safety — additional cost*

STACKING GUEST CHAIR
WITH ARMS



Overall Height: 33"
 Seat Height: 17¼"
 Seat Size: 19¼"w x 16¾"d
 Back Size: 19¼"w x 15½"h

product no.	finish	upholstery
WVC9935	□□	□□□□

A **B** **C**

STACKING GUEST CHAIR
WITHOUT ARMS



Overall Height: 32½"
 Seat Height: 17¼"
 Seat Size: 17"w x 16¾"d
 Back Size: 17"w x 15½"h

product no.	finish	upholstery
WVC9905	□□	□□□□

A **B** **C**

HOW TO BUILD A MODEL NUMBER:

- A** — Select a chair style indicated by the product number.
- B** — Select an arm and base frame finish.
- C** — Select fabric or leather upholstery.

frame finishes



upholstery finish

Refer to "colorworks" (CATMF500) brochure for full selection of upholstery choices.

pricing

Refer to the Overture Price List for complete pricing information.




UST2020 BLK 3501 (Ebony)

24 / 7 ERGONOMI C TASK CHAIR



Task Chair with Adjustable Arms



**Built tough for multi-shift,
extended use, the 24/7
Ergonomic Task chair was
designed to last all day, every
day. Heavy-duty, all steel plate
construction with a
steel substructure makes this
chair ideal for multiple users
or any area needing a tough
chair with ergonomic features.**

24/7 STANDARD FEATURES AND FUNCTIONS:

- *intensive use/multi shift chair*
- *swivel tilt with passive seat mechanism*
- *infinite position tilt lock adjustment*
- *pneumatic height adjustment rating (450 lbs)*
- *seat slider*
- *manual adjustable tension control*
- *vertical/arm dial adjustment and horizontal/arm knob release adjustments*
- *soft edge tear drop polyurethane arm pads*
- *5 star nylon base with steel substructure and carpet casters*

STYLE:

- *task*

FINISH:

- *black*

STANDARDS:

- *meets or exceeds ANSI/BIFMA*
- *California 117 Fire Safety*

OPTIONS:

- *California 133 Fire Safety — additional cost*

TASK CHAIR WITH
ADJUSTABLE ARMS



Overall Height: 40" – 43½"

Seat Height: 17" – 20½"

Seat Size: 20"w x 19"d

Back Size: 20"w x 24"h

product no.	finish	upholstery
UST2020	BLK	<input type="checkbox"/> <input type="checkbox"/> <input type="checkbox"/>

A

B

C

HOW TO BUILD A MODEL NUMBER:

- A** — Select a chair style indicated by the product number.
- B** — Select an arm and base frame finish.
- C** — Select fabric or leather upholstery.

frame finish



black
BLK

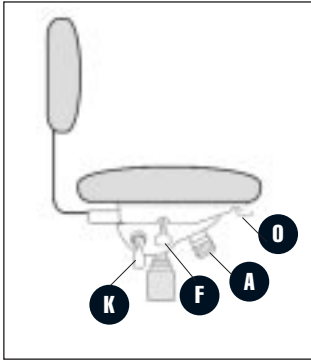
upholstery finish

Refer to "colorworks" (CATMF500) brochure for full selection of upholstery choices.

pricing

Refer to the Overture Price List for complete pricing information.

CHAIR ADJUSTMENTS



TENSION KNOB

A. Turn clockwise to increase tension, turn counterclockwise to decrease tension.

PNEUMATIC HEIGHT ADJUSTMENT

F. To lower, lift paddle while seated. To raise, lift paddle with your weight off seat.

INFINITE POSITION TILT LOCK

K. To lock chair in position, push paddle down, to allow free movement, pull paddle up.

SEAT SLIDER

O. Pull lever bar up to unlock, move seat to desired position, release lever to lock into position.




UST9000 BLK 7540 (Black Leather)

EXECUTIVE LEATHER CHAIR



Task Chair with Stationary Arms



Get the very best in seating

with our Executive Chair:

Ergonomic comfort combined

with luxurious styling.

Genuine leather covers the

seat, pillow, back cushions

and outer shell. Multi-density

foam cushions provide firm

support and long-term

resiliency. Adjustable pneumatic

swivel tilt mechanism and

infinite lock mechanism with

reinforced, contoured molded

arms are standard.

EXECUTIVE LEATHER STANDARD FEATURES:

- *swivel tilt mechanism*
- *multi-position tilt lock adjustment*
- *pneumatic height adjustment*
- *manual adjustable tension control*
- *pillow head rest*
- *fixed polyurethane arm*
- *fully upholstered leather chair*
- *5 star nylon base with hooded carpet casters*

STYLE:

- *desk/task*

FINISH:

- *black*

STANDARDS:

- *meets or exceeds ANSI/BIFMA*
- *California 117 Fire Safety*

OPTIONS:

- *California 133 Fire Safety — additional cost*
- *Embroidered agency seal in pillow head rest*

TASK CHAIR WITH
STATIONARY ARMS



Overall Height: 40" – 43½"
 Seat Height: 17" – 20½"
 Seat Size: 20"w x 19"d
 Back Size: 20"w x 24"h

product no.	finish	upholstery
UST9000	BLK	<input type="checkbox"/> <input type="checkbox"/> <input type="checkbox"/> <input type="checkbox"/>

A **B** **C**

available only in black leather

HOW TO BUILD A MODEL NUMBER:

- A** — Select a chair style indicated by the product number.
- B** — Select an arm and base frame finish.
- C** — Select fabric or leather upholstery.

frame finish



black
BLK

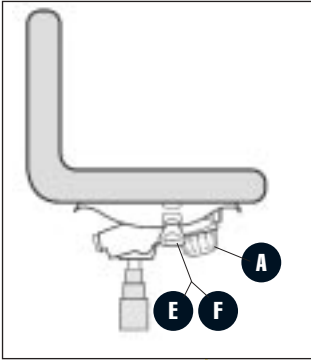
upholstery finish

Refer to "colorworks" (CATMF500) brochure for full selection of upholstery choices.

pricing

Refer to the Overture Price List for complete pricing information.

CHAIR ADJUSTMENTS



TENSION KNOB

A. Turn clockwise to increase tension, turn counterclockwise to decrease tension.

TILT LOCK

E. To lock chair in position, push knob in, to allow free movement, pull knob out.

PNEUMATIC HEIGHT ADJUSTMENT

F. To lower, lift paddle while seated. To raise, lift paddle with your weight off seat.



PN3004AA B 3511 (Sapphire)

PIRETTI ENGAGE SEATING



Task Chair with Adjustable Polyurethane Arm Pads



Task Chair without Arms

Style, comfort and unique

ergonomic enhancements

make the Piretti Engage chair

the right choice, every time.

With the patented Piretti

mechanism, the user's weight

activates and adjusts the

backrest tension for the

perfect support. So sit down

and relax—with one of the

most advanced task chairs

on the market today, the

Piretti chair.

PIRETTI ENGAGE STANDARD FEATURES:

- *knee synchro-tilt mechanism*
- *infinite position tilt lock adjustment*
- *pneumatic height adjustment*
- *seat slider*
- *one size adjusts to fit most users*
- *dial adjustable tension control*
- *patented passive lumbar and lateral back support mechanism*
- *360 degree pivoting soft polyurethane arm pads*
- *vertical arm adjustments/push button control*
- *lift adjustable back height*
- *low profile nylon base with carpet casters*

STYLE:

- *task*

FINISH:

- *black*

STANDARDS:

- *meets or exceeds ANSI/BIFMA*
- *California 117 Fire Safety*

OPTIONS:

- *California 133 Fire Safety — additional cost*

TASK CHAIR WITH
ADJUSTABLE
POLYURETHANE ARM PADS



Overall Height: 40" – 43½"
 Seat Height: 17" – 20½"
 Seat Size: 20"w x 19"d
 Back Size: 20"w x 24"h
 product no. finish upholstery
 PN3004AA B □□□□

A **B** **C**

TASK CHAIR
WITHOUT ARMS



Overall Height: 40" – 43½"
 Seat Height: 17" – 20½"
 Seat Size: 20"w x 19"d
 Back Size: 20"w x 24"h
 product no. finish upholstery
 PN3005 B □□□□

A **B** **C**

HOW TO BUILD A MODEL NUMBER:

- A** — Select a chair style indicated by the product number.
- B** — Select an arm and base frame finish.
- C** — Select fabric or leather upholstery.

frame finishes



black
B

upholstery finish

Refer to "colorworks" (CATMF500) brochure for full selection of upholstery choices.

pricing

Refer to the Overture Price List for complete pricing information.

CHAIR ADJUSTMENTS



SEAT HEIGHT ADJUSTMENT

A. Seat height is adjusted with a pneumatic cylinder. To lower height while seated, lift the lever at the right front of the seat. To raise the height, remove your weight from the seat while lifting the lever.

BACK HEIGHT ADJUSTMENT

B. Adjust the back height by pulling the lever at the lower right of the back. In either a seated or standing position, simply raise or lower the back to the desired height. **C.** To lock the back in one of three angles, first move your back to the desired position. Then, pull up on the lever at the right rear of the seat. To return the back to its free-floating position, lean back slightly and push the lever down.

SEAT TILT TENSION ADJUSTMENT

D. An adjustment can be made to the chair's seat tilt tension with the dial directly under the front of the seat. To increase the tension of the tilt, turn the dial clockwise. To decrease the tension, turn the dial counter-clockwise.

SEAT DEPTH ADJUSTMENT

E. To adjust the Engage chair for your torso length, you can adjust seat depth. First, depress the button located on the left rear of the seat. With the button depressed, slide the seat forward or back such that seat depth is comfortable for you. The most comfortable seat depth for most people is one in which they are able to sit well into the seat, with their back resting against the chair back, and with a slight space between the underside of their knee and the front of the seat.

SEAT TILT ADJUSTMENT

F. You can choose to allow the seat to tilt forward by first leaning back slightly. While leaning back, lower the lever at the left front of the seat. You can then lean forward, and the seat will tilt downward with you. To eliminate the forward tilt of the seat, first lean back slightly. While leaning back, raise the lever at the left front of the seat. The seat will no longer tilt forward. Note: To open the forward seat tilt, or lock it out, the back angle lock must be in the down position.

ARM HEIGHT ADJUSTMENT

G. Arm Height Adjustment-depress button and raise or lower to desired height.

CARE OF YOUR ENGAGE CHAIR

Care for your Engage Chair is easy.

It requires no more care than any other fine seating. Exclusive functional mechanisms and component integrity are thoroughly tested. All Engage chairs meet or exceed BIFMA test standards.

A ten-year warranty covers structural integrity, while a one-year warranty covers upholstery.

Periodic light cleaning is all that is necessary. Be certain to vacuum upholstery frequently and thoroughly.

Use mild soap or detergent with luke-warm water and a soft, non-scratching cloth to clean plastic surfaces, upholstery, and powder coated metal.

Stains and spots may require a more thorough cleaning. For this we recommend:

Fabric Upholstery—Use a foam-type cleaner such as Johnson Wax “Glory” or Earl Grissmer Co. “Blue Lustre” for general cleaning.

For more stubborn spots and stains, use Texie Chemical Co.’s “K2r”. Always follow the manufacturer’s directions.

Plastic parts and powder-coated finishes—Chewing gum and similar stubborn spots may be removed with cigarette lighter fluid. Wipe dry immediately. Sunnyside Plastic cleaner is ideal for light cleaning. Buffing with this product restores luster to smooth surfaces. Its anti-static properties help repel dust and dirt. High quality wax, such as Johnson’s “Glo-Coat” or “Simonize”, restores luster and protects the finish. Follow container directions and apply with a soft cloth and buff thoroughly.

Caution: Do not use dry cleaning agents on upholstery, or coarse cloth when applying cleaning agents to smooth surfaces.



PM3002UP B 3511 (Sapphire)

PIRETTI 1000 SEATING



Managerial Chair with Upholstered Arms



Executive High Back Chair with Upholstered Arm



Guest/Visitor Chair with Upholstered Arms



Managerial Chair with Urethane Arms



Executive High Back Chair with Urethane Arms



Guest/Visitor Chair with Urethane Arms

Style, comfort and unique

ergonomic enhancements

make the Piretti 1000 chair

the right choice, every time.

With the patented Piretti

mechanism, which activates

and adjusts the backrest

tension for perfect support.

PIRETTI 1000 STANDARD FEATURES:

- *synchro tilt mechanism*
- *multi-position tilt lock adjustment*
- *pneumatic height adjustment*
- *adjustable tension control*
- *concealed seat and back controls*
- *patented passive lumbar and lateral back support mechanism*
- *fixed arms with polyurethane or upholstered caps*
- *nylon base with carpet casters or nylon glides for guest seating*

STYLES:

- *task*
- *guest*
- *conference*

FINISHES:

- *black*
- *warm gray*

STANDARDS:

- *meets or exceeds ANSI/BIFMA*
- *California 117 Fire Safety*

OPTIONS:

- *California 133 Fire Safety — additional cost*

EXECUTIVE HIGH BACK
CHAIR WITH
UPHOLSTERED ARMS



Overall Height: 31½" – 36"
 Seat Height: 17" – 22"
 Seat Size: 19½"w x 17" – 19"d
 Back Size: 18"w x 14½"h
 product no. finish upholstery
 PE3003UP

A **B** **C**

not available in leather

MANAGERIAL CHAIR WITH
UPHOLSTERED ARMS



Overall Height: 35" – 43½"
 Seat Height: 17" – 22"
 Seat Size: 19½"w x 17" – 19"d
 Back Size: 18½"w x 18"h
 product no. finish upholstery
 PM3002UP

A **B** **C**

not available in leather

GUEST/VISITOR CHAIR WITH
UPHOLSTERED ARMS



Overall Height: 35" – 43½"
 Seat Height: 17" – 22"
 Seat Size: 19½"w x 17" – 19"d
 Back Size: 18½"w x 18"h
 product no. finish upholstery
 PV3001UP

A **B** **C**

not available in leather

EXECUTIVE
HIGH BACK CHAIR
WITH URETHANE ARMS



Overall Height: 38" – 48"
 Seat Height: 24" – 34"
 Seat Size: 19½"w x 17" – 19"d
 Back Size: 18"w x 14½"h
 product no. finish upholstery
 PE3003UA

A **B** **C**

not available in leather

MANAGERIAL CHAIR WITH
URETHANE ARMS



Overall Height: 31½" – 36"
 Seat Height: 17" – 22"
 Seat Size: 19½"w x 17" – 19"d
 Back Size: 18"w x 14½"h
 product no. finish upholstery
 PM3002UA

A **B** **C**

not available in leather

GUEST/VISITOR CHAIR
WITH URETHANE ARMS



Overall Height: 38" – 48"
 Seat Height: 24" – 34"
 Seat Size: 19½"w x 17" – 19"d
 Back Size: 18"w x 14½"h
 product no. finish upholstery
 PV3001UA


A **B** **C**

not available in leather

HOW TO BUILD A MODEL NUMBER:

- A** — Select a chair style indicated by the product number.
- B** — Select an arm and base frame finish.
- C** — Select fabric or leather upholstery.

frame finishes



black
B

warm gray
W

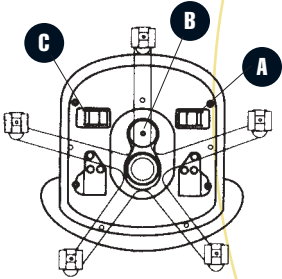
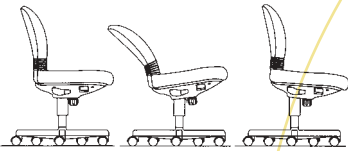
upholstery finish

Refer to "colorworks" (CATMF500) brochure for full selection of upholstery choices.

pricing

Refer to the Overture Price List for complete pricing information.

CHAIR ADJUSTMENTS



SEAT HEIGHT ADJUSTMENT

A. Proper cardiovascular circulation requires the correct seat height. To determine height, place feet flat on the floor. A slight clearance should be evident at front seat edge under the leg. Heights are adjusted with a pneumatic cylinder. To lower height, while seated, pull out the handle on the left side under the seat. To raise height, weight must be removed while pulling the handle out.

SEAT TILT TENSION ADJUSTMENT

B. An adjustment is provided on Managerial and Executive models for seat tilt tension. A knob located in the center beneath the seat adjusts the tilt tension. To decrease tension, turn the knob in (clockwise). To increase tension, turn the knob out (counterclockwise). When using Managerial and Executive models at a worksurface... tilt forward... and the seat will automatically tilt 6° downward.

SEAT TILT ADJUSTMENT

C. Using the Piretti chair is simple... relax... your weight will automatically tilt the rear of the seat downward while the backrest tilts backward to a maximum 10°. Now... sit up... the seat and backrest will automatically return to support you in the upright position. To eliminate the backward tilt of the seat, push the handle, on the right side under the seat, in. Elimination of the backward tilt of the seat will offer better support in a work-intensive position.

CARE OF YOUR PIRETTI CHAIR

Care for your Piretti Chair is easy.

It requires no more care than any other fine seating. Exclusive functional mechanisms and component integrity are thoroughly tested. All Piretti chairs meet or exceed BIFMA* test standards. Structural integrity is warranted for 5 years. Upholstery is warranted for 1 year.

Periodic light cleaning is all that is necessary. Be certain to thoroughly vacuum upholstery fabrics frequently.

Mild soap or detergent with lukewarm water should be used to clean plastic surfaces, upholstery, and powder coated metal, with a soft, nonscratching cloth such as cheesecloth.

It may be necessary to clean stains, spots, and dirt accumulation more thoroughly. In this event we recommend the following:


Fabric upholstery—Use a foam-type cleaner such as Johnson

Wax “Glory” or Earl Grissmer Co. “Blue Lustre” for general cleaning.

For more stubborn spots and stains, use “K2r”, manufactured by Texize Chemical Co. Be certain to follow manufactureris directions at all times.

Plastic parts and powder coated finishes—chewing gum and similar stubborn spots may be removed with cigarette lighter fluid. Be certain to wipe dry immediately. Sunnyside Products, Inc. manufactures “Sunnyside Plastic Cleaner” which is ideal for light cleaning. Buffing with this product restores luster to smooth surfaces. Its antistatic properties help repel dust and dirt. High quality wax such as Johnsons “Glo-Coat” or “Simonize”, restores luster and protects the finish. Apply with a soft cloth and buff thoroughly as directed on container.

Caution: do not use dry cleaning agents on upholstery, or a coarse cloth when applying cleaning agents to smooth surfaces.



WVC7231 BLK 7543 (Gray Leather)

MINUET SEATING



High Back Task Chair with Urethane Arms



Mid Back Task Chair with Urethane Arms



Lounge Chair



Two-Place Sofa



Three-Place Sofa

When you choose the Minuet

collection, you can be sure

you're getting design

excellence and durability

packaged together in an

attractive, classic chair style.

This seating collection offers

the latest in web seat and

back construction, with a

swivel knee tilt mechanism

ensuring ergonomic comfort.

**MINUET SERIES STANDARD FEATURES
AND FUNCTIONS:**

- *Die cast swivel knee tilt mechanism*
- *rotational multi-position tilt lock adjustment*
- *pneumatic height adjustment*
- *high resilience (HR) molded soft foam seat and back*
- *adjustable tension control*
- *soft polyurethane arms*
- *waterfall edge seat*
- *structural hardwood and urethane frame*
- *patented web seat and back comfort suspension*
- *passive lumbar and lateral back support mechanism*
- *steel reinforced wood base with carpet casters or nylon glides for lounge seating*

STYLES:

- *task*
- *lounge*

FINISH:

- *black (task chair)*

STANDARDS:

- *meets or exceeds ANSI/BIFMA*
- *California 117 Fire Safety*

OPTIONS:

- *California 133 Fire Safety — additional cost*

HIGH BACK TASK CHAIR
WITH URETHANE ARMS



Overall Height: 47¼" – 50¼"
Seat Height: 18" – 21"
Seat Size: 19½"w x 18"d
Back Size: 19½"w x 27½"h

product no.	finish	upholstery
WVC7231	BLK	<input type="checkbox"/> <input type="checkbox"/> <input type="checkbox"/>

A **B** **C**

MID BACK TASK CHAIR
WITH URETHANE ARMS



Overall Height: 39¼" – 42¼"
Seat Height: 18" – 21"
Seat Size: 19½"w x 18"d
Back Size: 19½"w x 19½"h

product no.	finish	upholstery
WVC7232	BLK	<input type="checkbox"/> <input type="checkbox"/> <input type="checkbox"/>

A **B** **C**

LOUNGE CHAIR

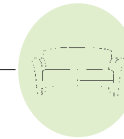


Overall Height: 34¼"
Seat Height: 18¾"
Seat Size: 22½"w x 20½"d
Back Size: 23½"w x 16"h

product no.	finish	upholstery
WVC0612	UP	<input type="checkbox"/> <input type="checkbox"/> <input type="checkbox"/>

A **B** **C**

TWO-PLACE SOFA

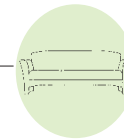


Overall Height: 34¼"
Seat Height: 18¾"
Seat Size: 47"w x 20½"d
Back Size: 48"w x 16"h

product no.	finish	upholstery
WVC0712	UP	<input type="checkbox"/> <input type="checkbox"/> <input type="checkbox"/>

A **B** **C**

THREE-PLACE SOFA



Overall Height: 34¼"
Seat Height: 18¾"
Seat Size: 71½"w x 20½"d
Back Size: 71½"w x 16"h

product no.	finish	upholstery
WVC0812	UP	<input type="checkbox"/> <input type="checkbox"/> <input type="checkbox"/>

A **B** **C**

HOW TO BUILD A MODEL NUMBER:

- A** — Select a chair style indicated by the product number.
- B** — Select an arm and base frame finish.
- C** — Select fabric or leather upholstery.

frame finish



black
BLK

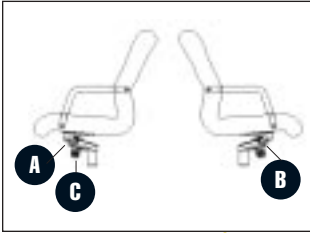
upholstery finish

Refer to "colorworks" (CATMF500) brochure for full selection of upholstery choices.

pricing

Refer to the Overture Price List for complete pricing information.

CHAIR ADJUSTMENTS



SEAT HEIGHT ADJUSTMENT

A. Rotary command lever to activate gas lift for seat height adjustment; in seated position, rotate upward to activate.

CHAIR TILT ADJUSTMENT

B. Rotary command lever for locking-unlocking chair tilt with “shock resistant” function (five positions); rotate upward for free float tilting.

CHAIR TENSION ADJUSTMENT

C. Knob for adjusting tension according to user’s weight; turn clockwise to increase tension & counterclockwise for less tension.



WVC 7241 7540 (Black Leather)

STANZA SEATING



High Back Task Chair with Scallop Top and Wood Arms



Mid Back Task Chair with Scallop Top and Wood Arms



Guest Chair with Scallop Top and Wood Arms



Guest Chair with Scallop Top and Cantilever Wood Frame



Cont. Guest Chair with Scallop Top and Cantilever Wood Frame

The Stanza seating line

combines traditional line and

function into a truly versatile

transitional style, one that is

certain to work well with any

office décor. The revolutionary

web design is unique and

functional and provides

all the ergonomic functions

you would expect in a

top-of-the-line chair.

STANZA SERIES STANDARD FEATURES:

- die cast swivel knee tilt mechanism
- rotational multi-position tilt lock adjustment
- pneumatic height adjustment
- high resilience (HR) molded soft foam seat and back
- adjustable tension control
- radio frequency bent solid maple hardwood veneer arms
- waterfall edge seat and crown back detail
- structural hardwood and urethane frame
- patented web seat and back comfort suspension
- passive lumbar and lateral back support mechanism
- steel reinforced wood base with carpet casters or nylon glides for guest seating

STYLES:

- task
- guest

FINISHES:

- black
- cherry
- mahogany
- natural

STANDARDS:

- meets or exceeds ANSI/BIFMA
- California 117 Fire Safety

OPTIONS:

- California 133 Fire Safety — additional cost

HIGH BACK TASK CHAIR
WITH SCALLOP TOP AND
WOOD ARMS



Overall Height: 47¾" – 50¾"
Seat Height: 18" – 21"
Seat Size: 20½"w x 18"d
Back Size: 20½"w x 27¾"h

product no.	finish	upholstery
WVC7241	<input type="checkbox"/> <input type="checkbox"/>	<input type="checkbox"/> <input type="checkbox"/> <input type="checkbox"/> <input type="checkbox"/>

A **B** **C**

MID BACK TASK CHAIR
WITH SCALLOP TOP AND
WOOD ARMS



Overall Height: 38¾" – 41¾"
Seat Height: 18" – 21"
Seat Size: 19½"w x 18"d
Back Size: 20½"w x 19"h

product no.	finish	upholstery
WVC7242	<input type="checkbox"/> <input type="checkbox"/>	<input type="checkbox"/> <input type="checkbox"/> <input type="checkbox"/> <input type="checkbox"/>

A **B** **C**

GUEST CHAIR WITH
SCALLOP TOP AND
WOOD ARMS



Overall Height: 37½"
Seat Height: 18½"
Seat Size: 20½"w x 19"d
Back Size: 20½"w x 19¾"h

product no.	finish	upholstery
WVC7132	<input type="checkbox"/> <input type="checkbox"/>	<input type="checkbox"/> <input type="checkbox"/> <input type="checkbox"/> <input type="checkbox"/>

A **B** **C**

GUEST CHAIR WITH
SCALLOP TOP AND
CANTILEVER WOOD FRAME



Overall Height: 36¾"
Seat Height: 19"
Seat Size: 20½"w x 19"d
Back Size: 20½"w x 19¾"h

product no.	finish	upholstery
WVC7142	<input type="checkbox"/> <input type="checkbox"/>	<input type="checkbox"/> <input type="checkbox"/> <input type="checkbox"/> <input type="checkbox"/>

A **B** **C**

CONT. GUEST CHAIR WITH
SCALLOP TOP AND
CANTILEVER WOOD FRAME



Overall Height: 35½"
Seat Height: 19"
Seat Size: 20¼"w x 19"d
Back Size: 20¼"w x 18¾"h

product no.	finish	upholstery
WVC7152	<input type="checkbox"/> <input type="checkbox"/>	<input type="checkbox"/> <input type="checkbox"/> <input type="checkbox"/> <input type="checkbox"/>

A **B** **C**

HOW TO BUILD A MODEL NUMBER:

- A** — Select a chair style indicated by the product number.
- B** — Select an arm and base frame finish.
- C** — Select fabric or leather upholstery.

frame finishes



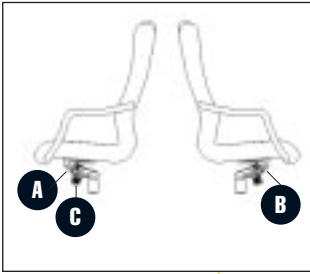
upholstery finish

Refer to "colorworks" (CATMF500) brochure for full selection of upholstery choices.

pricing

Refer to the Overture Price List for complete pricing information.

CHAIR ADJUSTMENTS



SEAT HEIGHT ADJUSTMENT

A. Rotary command lever to activate gas lift for seat height adjustment; in seated position, rotate upward to activate.

CHAIR TILT ADJUSTMENT

B. Rotary command lever for locking-unlocking chair tilt with “shock resistant” function (five positions); rotate upward for free float tilting.

CHAIR TENSION ADJUSTMENT

C. Knob for adjusting tension according to user’s weight; turn clockwise to increase tension & counterclockwise for less tension.



WVC3232 NT 7540 (Black Leather)

MATCHMAKER WOOD
TASK/CONFERENCE/GUEST SEATING



Guest Chair with Open Wood Arms and Cantilever Base



Guest Chair with Panel Wood Arms and Cantilever Base



Guest Chair with Open Wood Arms



Guest Chair with Panel Wood Arms



High Back Task Chair with Open Wood Arms



Mid Back Task Chair with Open Wood Arms

The Matchmaker collection

utilizes the latest technology,

enhanced ergonomic features

and durability at an

affordable price. It's built to

provide improved comfort

through out the work day.

The solid bent wood frame

comes in four finishes to

match your office décor.

**MATCHMAKER WOOD SERIES
STANDARD FEATURES AND FUNCTIONS:**

- *die cast swivel knee tilt mechanism*
- *rotational multi-position tilt lock adjustment*
- *pneumatic height adjustment*
- *adjustable tension control*
- *urethane back shell*
- *waterfall edge seat*
- *structural nylon and steel frame*
- *radio frequency bent solid hardwood maple veneer arms and side frames*
- *passive lumbar and lateral back support mechanism*
- *high resilience (HR) molded soft foam seat and back*
- *field replaceable upholstery*
- *steel reinforced wood base with carpet casters or nylon glides for guest seating*

STYLES:

- *task*
- *conference*
- *guest*

FINISHES:

- *black*
- *cherry*
- *mahogany*
- *natural*

STANDARDS:

- *all seating meets or exceeds ANSI/BIFMA*
- *California 117 Fire Safety*

OPTIONS:

- *California 133 Fire Safety — additional cost*
- *hook and loop removable cover*

GUEST CHAIR WITH
OPEN WOOD ARMS AND
CANTILEVER BASE



Overall Height: 34½"
Seat Height: 17¾"
Seat Size: 20"w x 18½"d
Back Size: 20"w x 18½"h

product no.	frame finish	upholstery
WVC3520	<input type="checkbox"/> <input type="checkbox"/>	<input type="checkbox"/> <input type="checkbox"/> <input type="checkbox"/> <input type="checkbox"/>
A	B	C

GUEST CHAIR WITH
PANEL WOOD ARMS AND
CANTILEVER BASE



Overall Height: 34½"
Seat Height: 17¾"
Seat Size: 20"w x 18½"d
Back Size: 20"w x 18½"h

product no.	frame finish	upholstery
WVC3510	<input type="checkbox"/> <input type="checkbox"/>	<input type="checkbox"/> <input type="checkbox"/> <input type="checkbox"/> <input type="checkbox"/>
A	B	C

GUEST CHAIR WITH
OPEN WOOD ARMS



Overall Height: 34½"
Seat Height: 17¾"
Seat Size: 20"w x 18½"d
Back Size: 20"w x 18½"h

product no.	frame finish	upholstery
WVC3120	<input type="checkbox"/> <input type="checkbox"/>	<input type="checkbox"/> <input type="checkbox"/> <input type="checkbox"/> <input type="checkbox"/>
A	B	C

GUEST CHAIR WITH
PANEL WOOD ARMS



Overall Height: 34½"
Seat Height: 17¾"
Seat Size: 20"w x 18½"d
Back Size: 20"w x 18½"h

product no.	frame finish	upholstery
WVC3110	<input type="checkbox"/> <input type="checkbox"/>	<input type="checkbox"/> <input type="checkbox"/> <input type="checkbox"/> <input type="checkbox"/>
A	B	C

HIGH BACK TASK CHAIR
WITH OPEN WOOD ARMS



Overall Height: 42¾" – 45¾"
Seat Height: 18" – 21"
Seat Size: 20½"w x 18½"d
Back Size: 20½"w x 20"h

product no.	frame finish	upholstery
WVC3231	<input type="checkbox"/> <input type="checkbox"/>	<input type="checkbox"/> <input type="checkbox"/> <input type="checkbox"/> <input type="checkbox"/>
A	B	C

MID BACK TASK CHAIR
WITH OPEN WOOD ARMS



Overall Height: 37¾" – 40¾"
Seat Height: 18" – 21"
Seat Size: 20½"w x 18½"d
Back Size: 20½"w x 25¼"h

product no.	frame finish	upholstery
WVC3232	<input type="checkbox"/> <input type="checkbox"/>	<input type="checkbox"/> <input type="checkbox"/> <input type="checkbox"/> <input type="checkbox"/>
A	B	C

HOW TO BUILD A MODEL NUMBER:

- A** — Select a chair style indicated by the product number.
- B** — Select an arm and base frame finish.
- C** — Select fabric or leather upholstery.

frame finishes



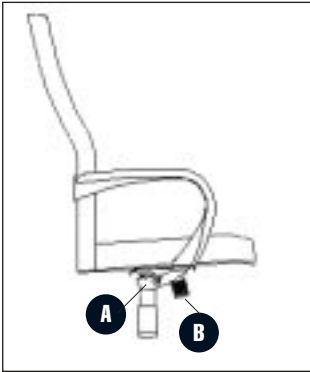
upholstery finish

Refer to "colorworks" (CATMF500) brochure for full selection of upholstery choices.

pricing

Refer to the Overture Price List for complete pricing information.

CHAIR ADJUSTMENTS



CHAIR TILT ADJUSTMENT

A. Lever for gas spindle and lock in working position—push inward to release 1 position lock; to lock, pull lever out.

CHAIR TENSION ADJUSTMENT

B. Knob for adjusting tension according to user's weight; turn clockwise to increase tension & counterclockwise for less tension.



WVC3261 BLK 7540 (Black Leather)

MATCHMAKER KD (EASY ASSEMBLY)
TASK/CONFERENCE/GUEST SEATING



High Back Task Chair
with Urethane Arms and Back



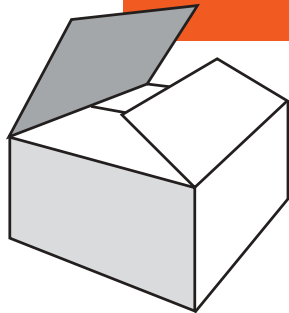
Mid Back Task Chair
with Urethane Arms and Back



Guest Chair with Cantilever base /
Urethane Arms and Back



Guest Chair with 4-legs /
Urethane Arms and Back



KD (KNOCK DOWN) IS PACKED IN A BOX

The Matchmaker KD (Easy Assembly) collection utilizes the latest technology for enhanced ergonomic features and durability at an affordable price. This chair is constructed with high-strength, light-weight composite materials allowing for easy assembly. Each chair is delivered with the one and only tool you'll need to assemble it. Best of all, upholstery can be field replaced.

**MATCHMAKER KD SERIES
STANDARD FEATURES AND FUNCTIONS:**

- die cast swivel knee tilt mechanism
- single lever tilt lock and pneumatic height adjustment
- adjustable tension control
- urethane back shell
- waterfall edge seat
- structural nylon and steel frame
- passive lumbar and lateral back support mechanism
- high resilience (HR) molded soft foam seat and back
- guest chair frames are black powder coated steel
- field replaceable upholstery
- shipped simple knocked down as standard, up charge for assembly
- metal reinforced nylon base with carpet casters and nylon glides for guest seating

STYLES:

- task
- conference
- guest

FINISH:

- black

STANDARDS:

- all seating meets or exceeds ANSI/BIFMA
- hook and loop removable covers
- California 117 Fire Safety

OPTIONS:

- California 133 Fire Safety — additional cost

HIGH BACK TASK CHAIR WITH URETHANE ARMS & BACK



Overall Height: 43¼" – 48¾"
 Seat Height: 18" – 23"
 Seat Size: 20"w x 18½"d
 Back Size: 20"w x 25¼"h

product no.	frame finish	upholstery
WVC3261	BLK	<input type="checkbox"/> <input type="checkbox"/> <input type="checkbox"/> <input type="checkbox"/>

A **B** **C**

MID BACK TASK CHAIR WITH URETHANE ARMS & BACK



Overall Height: 41½"
 Seat Height: 18" – 23"
 Seat Size: 20"w x 18½"d
 Back Size: 20"w x 19¼"h

product no.	frame finish	upholstery
WVC3262	BLK	<input type="checkbox"/> <input type="checkbox"/> <input type="checkbox"/> <input type="checkbox"/>

A **B** **C**

GUEST CHAIR WITH 4-LEGS / URETHANE ARMS & BACK



Overall Height: 35¾"
 Seat Height: 17¼"
 Seat Size: 20"w x 18½"d
 Back Size: 20"w x 19¼"h

product no.	frame finish	upholstery
WVC3132	BLK	<input type="checkbox"/> <input type="checkbox"/> <input type="checkbox"/> <input type="checkbox"/>

A **B** **C**

GUEST CHAIR WITH CANTILEVER BASE / URETHANE ARMS & BACK



Overall Height: 34"
 Seat Height: 17¼"
 Seat Size: 20"w x 18½"d
 Back Size: 20"w x 18"h

product no.	frame finish	upholstery
WVC3162	BLK	<input type="checkbox"/> <input type="checkbox"/> <input type="checkbox"/> <input type="checkbox"/>

A **B** **C**

HOW TO BUILD A MODEL NUMBER:

- A** — Select a chair style indicated by the product number.
- B** — Select an arm and base frame finish.
- C** — Select fabric or leather upholstery.

frame finish



black
BLK

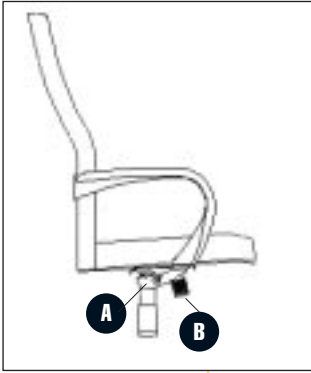
upholstery finish

Refer to "colorworks" (CATMF500) brochure for full selection of upholstery choices.

pricing

Refer to the Overture Price List for complete pricing information.

CHAIR ADJUSTMENTS



CHAIR TILT ADJUSTMENT

A. Lever for gas spindle and lock in working position—push inward to release 1 position lock; to lock, pull lever out.









CHAIR TENSION ADJUSTMENT

B. Knob for adjusting tension according to user's weight; turn clockwise to increase tension & counterclockwise for less tension.



EXC 8813 BL 7540

WALTZ SEATING

 <p><i>High back adjustable arms</i></p>	 <p><i>High back upholstered cap enclosed arms</i></p>	
 <p><i>High back polyurethane open arms</i></p>		
		

No more cramped seating! The

Waltz seating line marries

extraordinary comfort and

support with a durable yet

elegant design perfect for

executives.

**WALTZ SERIES STANDARD FEATURES
AND FUNCTIONS:**

- *heavy-duty knee-tilt control mechanism*
- *extra wide seat back*
- *double-frame wood construction*
- *molded foam*
- *molded backrest and lumbar support*
- *heavy-duty base and casters*
- *weight tested 400 lbs.*

STYLE:

- *executive*

FINISH:

- *black*

STANDARDS:

- *meets or exceeds ANSI/BIFMA*
- *California 117 Fire Safety*

THE OVERTURE SEATING COLLECTION — WALTZ SERIES

HIGH BACK ADJUSTABLE
ARM



Overall Height: 45" - 48"
 Seat Height: 16½" - 19½"
 Seat Size: 23½"w x 19½"d
 Back Size: 23½"w x 28½"h

product no.	finish	upholstery
EXC 8813	BL	<input type="checkbox"/> <input type="checkbox"/> <input type="checkbox"/> <input type="checkbox"/>

A

B

C

HIGH BACK WITH
POLYURETHANE OPEN
ARM



Overall Height: 45" - 48"
 Seat Height: 16½" - 19½"
 Seat Size: 23½"w x 19½"d
 Back Size: 23½"w x 28½"h

product no.	finish	upholstery
EXC 8823	BL	<input type="checkbox"/> <input type="checkbox"/> <input type="checkbox"/> <input type="checkbox"/>

A

B

C

HIGH BACK WITH
UPHOLSTERED CAP
ENCLOSED ARM



Overall Height: 45" - 48"
 Seat Height: 16½" - 19½"
 Seat Size: 23½"w x 19½"d
 Back Size: 23½"w x 28½"h

product no.	finish	upholstery
EXC 8873	BL	<input type="checkbox"/> <input type="checkbox"/> <input type="checkbox"/> <input type="checkbox"/>

A

B

C

HOW TO BUILD A MODEL NUMBER:

- A** — Select a chair style indicated by the product number.
- B** — Select an arm and base frame finish.
- C** — Select fabric or leather upholstery.

frame finish



black
BL

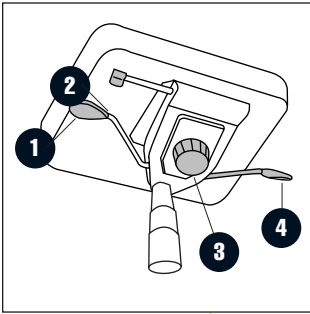
upholstery finish

Refer to "colorworks" (CATMF500) brochure for full selection of upholstery choices.

pricing

Refer to the Overture Price List for complete pricing information.

CHAIR ADJUSTMENTS



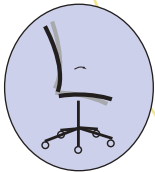
TWO POSITION CONTROL

Unless otherwise specified, this control is shipped standard on Waltz seating. Weight capacity 300 pounds. Features adjustable tension control, and a variety of seated positions:

- Locked either upright or 3° forward to enhance spinal support for writing and computer use.
- Unlocked for free-floating and telephone use.



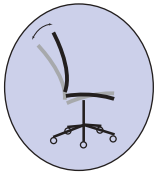
1. Seat Height



2. Forward Seat Angle



3. Tilt/Recline Tension



4. Seat Tilt Lock



EXC 7113 BL 7540

LEGATIO SEATING



High back with adjustable arm



High back with wood capped panel arm



Mid back with polyurethane cantilever arm



Mid back with wood capped panel arm

**Combining the finest in comfort
and style with the latest in
ergonomics, the Legato seating
series is designed to make a
bold statement about your
organization, from the reception
area to the executive offices. It
is, quite simply, luxury
redefined.**

**LEGATIO SERIES STANDARD FEATURES
AND FUNCTIONS:**

- *double torsion bar reclining system*
- *adjustable headrest*
- *built-in seat depth adjustment*
- *double-frame wood construction*
- *lumbar support*
- *molded foam*
- *5-star, steel reinforced poly base with heavy-duty casters*
- *weight tested 300 lbs.*

STYLE:

- *executive*
- *lounge*

FINISH:

- *black, cherry, mahogany, walnut*

STANDARDS:

- *meets or exceeds ANSI/BIFMA*
- *California 117 Fire Safety*

HIGH BACK ADJUSTABLE
ARM



Overall Height: 47½" - 50½"
 Seat Height: 17" - 20½"
 Seat Size: 22"w x 19"d
 Back Size: 22"w x 35"h

product no.	finish	upholstery
EXC 7113	BL	<input type="checkbox"/> <input type="checkbox"/> <input type="checkbox"/> <input type="checkbox"/>
A	B	C

MID BACK WITH
POLYURETHANE
CANTILEVER ARM



Overall Height: 47½" - 50½"
 Seat Height: 17" - 27"
 Seat Size: 20½"w x 19"d
 Back Size: 27"w x 27"h

product no.	finish	upholstery
EXC 7131 12	BL	<input type="checkbox"/> <input type="checkbox"/> <input type="checkbox"/> <input type="checkbox"/>
A	B	C

HIGH BACK WITH WOOD
CAPPED PANEL ARM



Overall Height: 47½" - 50½"
 Seat Height: 17" - 20½"
 Seat Size: 22"w x 19"d
 Back Size: 22"w x 35"h

product no.	finish	upholstery
EXC 7163	<input type="checkbox"/> <input type="checkbox"/>	<input type="checkbox"/> <input type="checkbox"/> <input type="checkbox"/> <input type="checkbox"/>
A	B	C

MID BACK WITH WOOD
CAPPED PANEL ARM



Overall Height: 47½" - 50½"
 Seat Height: 17" - 27"
 Seat Size: 20½"w x 19"d
 Back Size: 27"w x 27"h

product no.	finish	upholstery
EXC 7161 12	<input type="checkbox"/> <input type="checkbox"/>	<input type="checkbox"/> <input type="checkbox"/> <input type="checkbox"/> <input type="checkbox"/>
A	B	C

HOW TO BUILD A MODEL NUMBER:

- A** — Select a chair style indicated by the product number.
- B** — Select an arm and base frame finish.
- C** — Select fabric or leather upholstery.

frame finishes



black BL cherry CH mahogany MH walnut WN

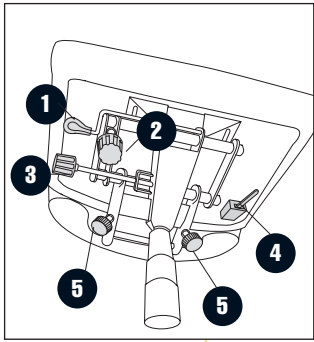
upholstery finish

Refer to "colorworks" (CATMF500) brochure for full selection of upholstery choices.

pricing

Refer to the Overture Price List for complete pricing information.

CHAIR ADJUSTMENTS



LEGATIO HIGH BACK DUAL TORSION BAR

This Dual Torsion Bar control is shipped standard for the Legation Executive High Back chairs. AdTech Control keeps on user's feet comfortably on the floor even while reclining eliminating the restriction of blood circulation to the lower legs. The Double torsion bar reclining system allows the user to rock in a fluid, synchronized motion providing the exact resistance for the backrest as well as the seat pan angle.



1. Seat Height



2. Tilt/Recline Tension



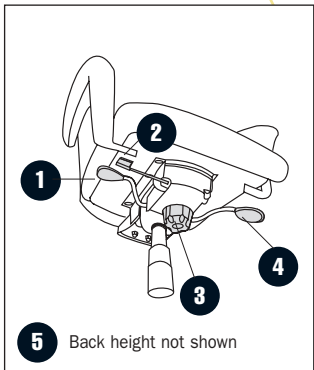
3. Back Recline Lock



4. Back Height



5. Seat Depth

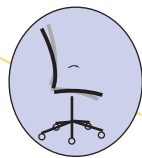


LEGATIO MID BACK THREE POSITION BIOSYNC

This Three Position BioSync control is shipped standard for the Legation Mid Back chairs. The forward seat angle locks at a comfortable 3° or 6° work position or unlocks for a free float action, ideal for guest and conference seating. The "ratchet seat back adjustment is easy to position while sitting on the chair.



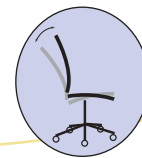
1. Seat Height



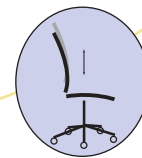
2. Forward Seat Angle



3. Tilt/Recline Tension



4. Seat Tilt Lock



5. Back Height



EXC 6613 BL 7540

ARPEGGIO SEATING



High back adjustable arm



Low back adjustable arm



High back Upholstered Cap panel arm



Low back Upholstered Cap panel arm



High back Polyurethane open arm



Low back Polyurethane open arm

Unique styling and ergonomic support are just two of the many ingredients that are sure to make the Arpeggio an instant classic. Now there is an upper management seating collection with true ergonomic features.

ARPEGGIO SERIES STANDARD FEATURES AND FUNCTIONS:

- 2-position knee-tilt control
- double-frame wood construction
- molded foam
- molded backrest and adjustable lumbar support
- 5-star, steel reinforced poly base with heavy-duty casters
- weight tested 300 lbs.

STYLE:

- executive
- conference
- management

FINISH:

- black

STANDARDS:

- meets or exceeds ANSI/BIFMA
- California 117 Fire Safety Code

OPTIONS:

- California 133 Fire Safety — additional cost

THE OVERTURE SEATING COLLECTION — ARPEGGIO SERIES

HIGH BACK ADJUSTABLE
ARM



Overall Height: 47½" – 50½"
Seat Height: 17" – 20½"
Seat Size: 19½"w x 18½"d
Back Size: 19½"w x 30"h

product no.	finish	upholstery
EXC 6613	BL	<input type="checkbox"/> <input type="checkbox"/> <input type="checkbox"/> <input type="checkbox"/>
A	B	C

HIGH BACK UPHOLSTERED
CAP PANEL ARM



Overall Height: 47½" – 50½"
Seat Height: 17" – 20½"
Seat Size: 19½"w x 18½"d
Back Size: 19½"w x 30"h

product no.	finish	upholstery
EXC 6673	BL	<input type="checkbox"/> <input type="checkbox"/> <input type="checkbox"/> <input type="checkbox"/>
A	B	C

HIGH BACK
POLYURETHANE OPEN ARM



Overall Height: 47½" – 50½"
Seat Height: 17" – 20½"
Seat Size: 19½"w x 18½"d
Back Size: 19½"w x 30"h

product no.	finish	upholstery
EXC 6623	BL	<input type="checkbox"/> <input type="checkbox"/> <input type="checkbox"/> <input type="checkbox"/>
A	B	C

LOW BACK ADJUSTABLE
ARM



Overall Height: 36½" – 39½"
Seat Height: 17" – 20½"
Seat Size: 19½"w x 18½"d
Back Size: 19½"w x 19"h

product no.	finish	upholstery
EXC 6611	BL	<input type="checkbox"/> <input type="checkbox"/> <input type="checkbox"/> <input type="checkbox"/>
A	B	C

LOW BACK UPHOLSTERED
CAP PANEL ARM



Overall Height: 36½" – 39½"
Seat Height: 17" – 20½"
Seat Size: 19½"w x 18½"d
Back Size: 19½"w x 19"h

product no.	finish	upholstery
EXC 6671	BL	<input type="checkbox"/> <input type="checkbox"/> <input type="checkbox"/> <input type="checkbox"/>
A	B	C

LOW BACK POLYURETHANE
OPEN ARM



Overall Height: 36½" – 39½"
Seat Height: 17" – 20½"
Seat Size: 19½"w x 18½"d
Back Size: 19½"w x 19"h

product no.	finish	upholstery
EXC 6621	BL	<input type="checkbox"/> <input type="checkbox"/> <input type="checkbox"/> <input type="checkbox"/>
A	B	C

HOW TO BUILD A MODEL NUMBER:

- A** — Select a chair style indicated by the product number.
- B** — Select an arm and base frame finish.
- C** — Select fabric or leather upholstery.

frame finish



black
BL

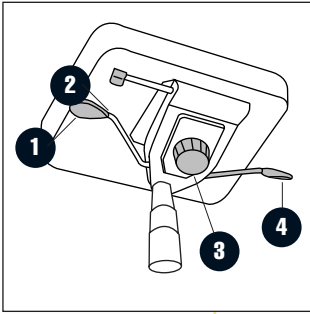
upholstery finish

Refer to "colorworks" (CATMF500) brochure for full selection of upholstery choices.

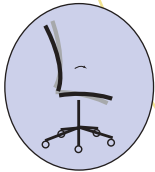
pricing

Refer to the Overture Price List for complete pricing information.

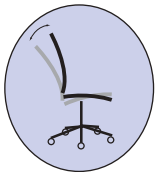
CHAIR ADJUSTMENTS



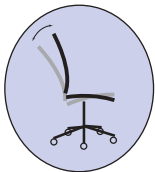
1. Seat Height



2. Forward Seat Angle



3. Tilt/Recline Tension



4. Seat Tilt Lock

TWO POSITION CONTROL

Unless otherwise specified, this control is shipped standard on Waltz seating. Weight capacity 300 pounds. Features adjustable tension control, and a variety of seated positions:

- Locked either upright or 3° forward to enhance spinal support for writing and computer use.
- Unlocked for free-floating and telephone use.

EXC 5513 BL 7540



SALSA SEATING



High back adjustable arm



Low back adjustable arm



High back upholstered cap panel arm



Low back upholstered cap panel arm



High back polyurethane open arm



Low back polyurethane open arm

The Salsa seating series blends tailored lines with the latest in ergonomic support to add a dash of spice to any office setting. Still adding all the important ergonomic features needed for today's working upper management.

SALSA SERIES STANDARD FEATURES AND FUNCTIONS:

- 2-position knee-tilt control
- double-frame wood construction
- molded foam
- molded backrest and adjustable lumbar support
- 5-star, steel reinforced poly base with heavy-duty casters
- weight tested 300 lbs.

STYLE:

- executive
- conference
- management

FINISH:

- black

STANDARDS:

- meets or exceeds ANSI/BIFMA
- California 117 Fire Safety

OPTIONS:

- California 133 Fire Safety — additional cost

THE OVERTURE SEATING COLLECTION — SALSA SERIES

HIGH BACK ADJUSTABLE
ARM



Overall Height: 47½" - 50½"
Seat Height: 17" - 20½"
Seat Size: 19½"w x 18½"d
Back Size: 19½"w x 30"h

product no.	finish	upholstery
EXC 5513	BL	<input type="checkbox"/> <input type="checkbox"/> <input type="checkbox"/> <input type="checkbox"/>

A **B** **C**

HIGH BACK WITH
UPHOLSTERED CAP
PANEL ARM



Overall Height: 47½" - 50½"
Seat Height: 17" - 20½"
Seat Size: 19½"w x 18½"d
Back Size: 19½"w x 30"h

product no.	finish	upholstery
EXC 5573	BL	<input type="checkbox"/> <input type="checkbox"/> <input type="checkbox"/> <input type="checkbox"/>

A **B** **C**

HIGH BACK WITH
POLYURETHANE
OPEN ARM



Overall Height: 47½" - 50½"
Seat Height: 17" - 20½"
Seat Size: 19½"w x 18½"d
Back Size: 19½"w x 30"h

product no.	finish	upholstery
EXC 5523	BL	<input type="checkbox"/> <input type="checkbox"/> <input type="checkbox"/> <input type="checkbox"/>

A **B** **C**

LOW BACK ADJUSTABLE
ARM



Overall Height: 36½" - 39½"
Seat Height: 17" - 20½"
Seat Size: 19½"w x 18½"d
Back Size: 19½"w x 19"h

product no.	finish	upholstery
EXC 5511	BL	<input type="checkbox"/> <input type="checkbox"/> <input type="checkbox"/> <input type="checkbox"/>

A **B** **C**

LOW BACK WITH
UPHOLSTERED CAP
PANEL ARM



Overall Height: 36½" - 39½"
Seat Height: 17" - 20½"
Seat Size: 19½"w x 18½"d
Back Size: 19½"w x 19"h

product no.	finish	upholstery
EXC 5571	BL	<input type="checkbox"/> <input type="checkbox"/> <input type="checkbox"/> <input type="checkbox"/>

A **B** **C**

LOW BACK WITH
POLYURETHANE
OPEN ARM



Overall Height: 36½" - 39½"
Seat Height: 17" - 20½"
Seat Size: 19½"w x 18½"d
Back Size: 19½"w x 19"h

product no.	finish	upholstery
EXC 5521	BL	<input type="checkbox"/> <input type="checkbox"/> <input type="checkbox"/> <input type="checkbox"/>

A **B** **C**

HOW TO BUILD A MODEL NUMBER:

- A** — Select a chair style indicated by the product number.
- B** — Select an arm and base frame finish.
- C** — Select fabric or leather upholstery.

frame finish



black
BL

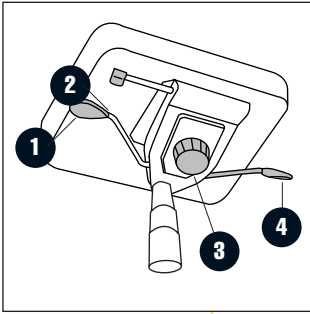
upholstery finish

Refer to "colorworks" (CATMF500) brochure for full selection of upholstery choices.

pricing

Refer to the Overture Price List for complete pricing information.

CHAIR ADJUSTMENTS



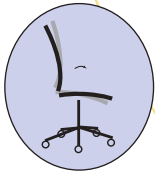
TWO POSITION CONTROL

Unless otherwise specified, this control is shipped standard on Waltz seating. Weight capacity 300 pounds. Features adjustable tension control, and a variety of seated positions:

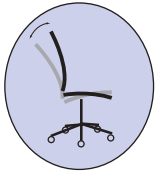
- Locked either upright or 3° forward to enhance spinal support for writing and computer use.
- Unlocked for free-floating and telephone use.



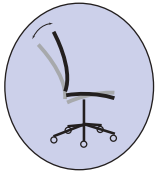
1. Seat Height



2. Forward Seat Angle



3. Tilt/Recline Tension



4. Seat Tilt Lock



EXC 93001 BC 7540

R H A P S O D Y S E A T I N G






Lounge chair



Two place sofa



Three place sofa



With a truly unique, up-to-the-minute design, Rhapsody stands out from the crowd—and passes from transitional to retro contemporary with the most discerning customer. This incredibly stylish line of soft seating brings a new level of excitement to any waiting, reception or private office environment.

RHAPSODY SERIES STANDARD FEATURES AND FUNCTIONS:

- *hardwood and structural urethane frame*
- *high density, highly resilient molded foam*

STYLE:

- *lounge*

FINISHES:

- *chrome, black, cherry, mahogany, natural, walnut*

STANDARDS:

- *meets or exceeds ANSI/BIFMA*
- *California 117 Fire Safety*

THE OVERTURE SEATING COLLECTION — RHAPSODY SERIES

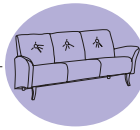
LOUNGE CHAIR



Overall Height: 32"
 Seat Height: 17"
 Seat Size: 21"w x 21"d
 Back Size: 21"w x 32½"h

product no.	finish	upholstery
EXC 93001	<input type="checkbox"/> <input type="checkbox"/>	<input type="checkbox"/> <input type="checkbox"/> <input type="checkbox"/> <input type="checkbox"/>
A	B	C

THREE PLACE SOFA



Overall Height: 32"
 Seat Height: 17"
 Seat Size: 63"w x 21"d
 Back Size: 63"w x 32½"h

product no.	finish	upholstery
EXC 93003	<input type="checkbox"/> <input type="checkbox"/>	<input type="checkbox"/> <input type="checkbox"/> <input type="checkbox"/> <input type="checkbox"/>
A	B	C

TWO PLACE SOFA



Overall Height: 32"
 Seat Height: 17"
 Seat Size: 42"w x 21"d
 Back Size: 42"w x 32½"h

product no.	finish	upholstery
EXC 93002	<input type="checkbox"/> <input type="checkbox"/>	<input type="checkbox"/> <input type="checkbox"/> <input type="checkbox"/> <input type="checkbox"/>
A	B	C

HOW TO BUILD A MODEL NUMBER:

- A** — Select a chair style indicated by the product number.
- B** — Select an arm and base frame finish.
- C** — Select fabric or leather upholstery.

frame finish

					
chrome CH	black BL	cherry CH	mahogany MH	natural NT	walnut WN

upholstery finish
 Refer to "colorworks" (CATMF500) brochure
 for full selection of upholstery choices.

pricing
 Refer to the Overture Price List for
 complete pricing information.



WVC6222 MH 7540 (Wine)

SOPRANO TRADITIONAL SEATING



High Back Task Chair with Roll Top and Open Arms



High Back Task Chair with Roll Top and Panel Arms



Mid Back Task Chair with Roll Top and Open Arms



Mid Back Task Chair with Roll Top and Panel Arms



Guest Chair with Roll Top and Panel Upholstered Arms



Guest Chair with Roll Top and Open Upholstered Arms



Lounge Chair



Two Place Sofa



Three Place Sofa

**Sophisticated yet durable,
the Soprano Series
harmonizes with any office
interior for a look that says
success. From task to
conference to guest, the
Soprano series can
complement your traditional/
transitional office and still
provide you with all the
ergonomic features needed
for today's office environment.**

**SOPRANO SERIES STANDARD
FEATURES AND FUNCTIONS:**

- die cast swivel knee tilt mechanism
- rotational multi-position tilt lock adjustment
- pneumatic height adjustment
- adjustable tension control
- real hardwood arms
- waterfall edge seat and roll back detail
- structural hardwood and urethane frame
- patented web seat and back comfort suspension
- passive lumbar and lateral back support mechanism
- high resilience (HR) molded soft foam seat and back
- steel reinforced wood base with carpet casters or nylon glides for guest seating

STYLES:

- task
- guest
- lounge

FINISHES:

- black
- cherry
- mahogany
- natural

STANDARDS:

- meets or exceeds ANSI/BIFMA
- California 117 Fire Safety

OPTIONS:

- California 133 Fire Safety — additional cost

HIGH BACK TASK CHAIR
WIROLL TOP AND OPEN ARMS

Overall Height: 47½" – 50½"
Seat Height: 18" – 21"
Seat Size: 20¾" w x 18" d
Back Size: 20¾" w x 28" h

product no.	frame finish	upholstery
WVC6222	<input type="checkbox"/> <input type="checkbox"/>	<input type="checkbox"/> <input type="checkbox"/> <input type="checkbox"/> <input type="checkbox"/>

A **B** **C**



HIGH BACK TASK CHAIR
WIROLL TOP AND PANEL ARMS

Overall Height: 47½" – 50½"
Seat Height: 18" – 21"
Seat Size: 19¾" w x 18" d
Back Size: 19¾" w x 28" h

product no.	frame finish	upholstery
WVC6212	<input type="checkbox"/> <input type="checkbox"/>	<input type="checkbox"/> <input type="checkbox"/> <input type="checkbox"/> <input type="checkbox"/>

A **B** **C**



MID BACK TASK CHAIR WIROLL
TOP AND OPEN ARMS

Overall Height: 39" – 42"
Seat Height: 18" – 21"
Seat Size: 20¾" w – 18" d
Back Size: 20¾" w x 20" h

product no.	frame finish	upholstery
WVC6221	<input type="checkbox"/> <input type="checkbox"/>	<input type="checkbox"/> <input type="checkbox"/> <input type="checkbox"/> <input type="checkbox"/>

A **B** **C**



MID BACK TASK CHAIR WIROLL
TOP AND PANEL ARMS

Overall Height: 39" – 42"
Seat Height: 18" – 21"
Seat Size: 19¾" w – 18" d
Back Size: 19¾" w x 20" h

product no.	frame finish	upholstery
WVC6211	<input type="checkbox"/> <input type="checkbox"/>	<input type="checkbox"/> <input type="checkbox"/> <input type="checkbox"/> <input type="checkbox"/>

A **B** **C**



GUEST CHAIR WITH ROLL
TOP AND PANEL
UPHOLSTERED ARMS

Overall Height: 33¾"
Seat Height: 17¾"
Seat Size: 19½" w x 18" d
Back Size: 19" w x 16½" h

product no.	frame finish	upholstery
WVC6110	<input type="checkbox"/> <input type="checkbox"/>	<input type="checkbox"/> <input type="checkbox"/> <input type="checkbox"/> <input type="checkbox"/>

A **B** **C**



GUEST CHAIR WITH ROLL
TOP AND OPEN
UPHOLSTERED ARMS

Overall Height: 33¾"
Seat Height: 17¾"
Seat Size: 19½" w x 18" d
Back Size: 19" w x 16½" h

product no.	frame finish	upholstery
WVC6120	<input type="checkbox"/> <input type="checkbox"/>	<input type="checkbox"/> <input type="checkbox"/> <input type="checkbox"/> <input type="checkbox"/>

A **B** **C**

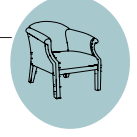


LOUNGE CHAIR

Overall Height: 34¾"
Seat Height: 18¾"
Seat Size: 20½" w x 20" d
Back Size: 20" w x 17" h

product no.	frame finish	upholstery
WVC6612	<input type="checkbox"/> <input type="checkbox"/>	<input type="checkbox"/> <input type="checkbox"/> <input type="checkbox"/> <input type="checkbox"/>

A **B** **C**



TWO PLACE SOFA

Overall Height: 34¾"
Seat Height: 18¾"
Seat Size: 40¾" w x 20" d
Back Size: 39¾" w x 17" h

product no.	frame finish	upholstery
WVC6712	<input type="checkbox"/> <input type="checkbox"/>	<input type="checkbox"/> <input type="checkbox"/> <input type="checkbox"/> <input type="checkbox"/>

A **B** **C**



THREE PLACE SOFA

Overall Height: 34¾"
Seat Height: 18¾"
Seat Size: 60¾" w x 20" d
Back Size: 59¾" w x 17" h

product no.	frame finish	upholstery
WVC6812	<input type="checkbox"/> <input type="checkbox"/>	<input type="checkbox"/> <input type="checkbox"/> <input type="checkbox"/> <input type="checkbox"/>

A **B** **C**



HOW TO BUILD A MODEL NUMBER:

- A** — Select a chair style indicated by the product number.
- B** — Select an arm and base frame finish.
- C** — Select fabric or leather upholstery.

frame finishes



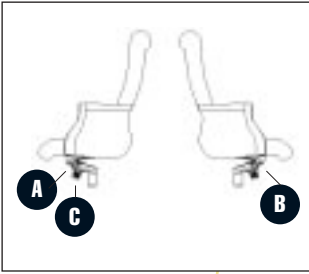
upholstery finish

Refer to "colorworks" (CATMF500) brochure for full selection of upholstery choices.

pricing

Refer to the Overture Price List for complete pricing information.

CHAIR ADJUSTMENTS



SEAT HEIGHT ADJUSTMENT

A. Rotary command lever to activate gas lift for seat height adjustment; in seated position, rotate upward to activate.

CHAIR TILT ADJUSTMENT

B. Rotary command lever for locking-unlocking chair tilt with “shock resistant” function (five positions); rotate upward for free float tilting.

CHAIR TENSION ADJUSTMENT

C. Knob for adjusting tension according to user’s weight; turn clockwise to increase tension & counterclockwise for less tension.



WVC1610 MH 7541 (Burgundy Leather)

QUEEN'S ENGLISH SEATING



Tufted wing chair



Tufted loveseat



Tufted sofa



Non-tufted wing chair



Non-tufted loveseat



Non-tufted sofa

When you choose this collection, you can be sure you're getting design excellence and durability packaged together in an attractive, classic chair style. This seating collection offers the latest in web seat and back construction, found only in higher priced seating collections.

QUEEN'S ENGLISH SERIES STANDARD FEATURES:

- *hardwood and structural urethane frame*
- *patented web seat and back comfort suspension*
- *passive lumbar and lateral back support mechanism*
- *tufted button upholstery*
- *brass head tack detailing*
- *high resilience (HR) molded soft foam seat and back*

STYLES:

- *lounge*
- *reception*

FINISHES:

- *cherry, mahogany, walnut*

STANDARDS:

- *meets or exceeds ANSI/BIFMA*
- *California 117 Fire Safety*

OPTIONS:

- *California 133 Fire Safety — additional cost*


TUFTED WING CHAIR



Overall Height: 44½"
 Seat Height: 19"
 Seat Size: 21"w x 20"d
 Back Size: 24"w x 25½"h

product no.	finish	upholstery
WVC1610	<input type="checkbox"/> <input type="checkbox"/>	<input type="checkbox"/> <input type="checkbox"/> <input type="checkbox"/> <input type="checkbox"/>
A	B	C

NON-TUFTED WING CHAIR



Overall Height: 44½"
 Seat Height: 19"
 Seat Size: 21"w x 20"d
 Back Size: 24"w x 25½"h

product no.	finish	upholstery
WVC1620	<input type="checkbox"/> <input type="checkbox"/>	<input type="checkbox"/> <input type="checkbox"/> <input type="checkbox"/> <input type="checkbox"/>
A	B	C


TUFTED LOVESEAT



Overall Height: 38"
 Seat Height: 18"
 Seat Size: 43"w x 20½"d
 Back Size: 43"w x 20"h

product no.	finish	upholstery
WVC1612	<input type="checkbox"/> <input type="checkbox"/>	<input type="checkbox"/> <input type="checkbox"/> <input type="checkbox"/> <input type="checkbox"/>
A	B	C

NON-TUFTED LOVESEAT



Overall Height: 38"
 Seat Height: 18"
 Seat Size: 43"w x 20½"d
 Back Size: 43"w x 20"h

product no.	finish	upholstery
WVC1622	<input type="checkbox"/> <input type="checkbox"/>	<input type="checkbox"/> <input type="checkbox"/> <input type="checkbox"/> <input type="checkbox"/>
A	B	C


TUFTED SOFA



Overall Height: 38"
 Seat Height: 18"
 Seat Size: 66"w x 20½"d
 Back Size: 66"w x 20"h

product no.	finish	upholstery
WVC1613	<input type="checkbox"/> <input type="checkbox"/>	<input type="checkbox"/> <input type="checkbox"/> <input type="checkbox"/> <input type="checkbox"/>
A	B	C

NON-TUFTED SOFA



Overall Height: 38"
 Seat Height: 18"
 Seat Size: 66"w x 20½"d
 Back Size: 66"w x 20"h

product no.	finish	upholstery
WVC1623	<input type="checkbox"/> <input type="checkbox"/>	<input type="checkbox"/> <input type="checkbox"/> <input type="checkbox"/> <input type="checkbox"/>
A	B	C

HOW TO BUILD A MODEL NUMBER:

- A** — Select a chair style indicated by the product number.
- B** — Select an arm and base frame finish.
- C** — Select fabric or leather upholstery.

frame finishes



upholstery finish

Refer to "colorworks" (CATMF500) brochure for full selection of upholstery choices.




pricing

Refer to the Overture Price List for complete pricing information.



WVC1211 MH 7541 (Burgundy Leather)

QUEEN ANNE SEATING

 <p><i>Executive High Back Task Wing Chair with Tufted Upholstery</i></p>	 <p><i>Executive Mid Back Task Wing Chair with Tufted Upholstery</i></p>	
 <p><i>High Back Guest Wing Chair with Tufted Upholstery</i></p>	 <p><i>Mid Back Guest Wing Chair with Tufted Upholstery</i></p>	
		

The Queen Anne collection

has traditional wingback

styling, with diamond tufted

upholstery, proportioned to fit

today's office environment.

This collection pays attention

to details such as brass

upholstery tacks, carved base,

and finished hardwood legs,

providing the perfect solution

for a more traditional office.

QUEEN ANNE SERIES STANDARD FEATURES:

- die cast swivel knee tilt mechanism
- rotational multi-position tilt lock adjustment
- pneumatic height adjustment
- adjustable tension control
- hardwood and structural urethane frame
- patented web seat and back comfort suspension
- passive lumbar and lateral back support mechanism
- tufted button upholstery
- brass head tack detailing
- high resilience (HR) molded soft foam seat and back
- steel reinforced wood base with carpet casters or nylon glides for guest seating

STYLES:

- task
- guest

FINISHES:

- cherry
- mahogany

STANDARDS:

- meets or exceeds ANSI/BIFMA
- California 117 Fire Safety

OPTIONS:

- California 133 Fire Safety — additional cost

THE OVERTURE SEATING COLLECTION — QUEEN ANNE SERIES

*EXECUTIVE HIGH BACK
TASK WING CHAIR WITH
TUFTED UPHOLSTERY*



Overall Height: 47" – 50"
 Seat Height: 19" – 22"
 Seat Size: 20"w x 18"d
 Back Size: 17"w x 27½"h

product no.	finish	upholstery
WVC1211	<input type="checkbox"/> <input type="checkbox"/>	<input type="checkbox"/> <input type="checkbox"/> <input type="checkbox"/>
A	B	C

*EXECUTIVE MID BACK
TASK WING CHAIR WITH
TUFTED UPHOLSTERY*



Overall Height: 40" – 43"
 Seat Height: 19" – 22"
 Seat Size: 18"w x 18"d
 Back Size: 16¾"w x 20½"h

product no.	finish	upholstery
WVC1212	<input type="checkbox"/> <input type="checkbox"/>	<input type="checkbox"/> <input type="checkbox"/> <input type="checkbox"/>
A	B	C

*HIGH BACK GUEST
WING CHAIR WITH
TUFTED UPHOLSTERY*



Overall Height: 45½"
 Seat Height: 18½"
 Seat Size: 20"w x 18"d
 Back Size: 17"w x 27½"h

product no.	finish	upholstery
WVC1111	<input type="checkbox"/> <input type="checkbox"/>	<input type="checkbox"/> <input type="checkbox"/> <input type="checkbox"/>
A	B	C

*MID BACK GUEST
WING CHAIR WITH
TUFTED UPHOLSTERY*



Overall Height: 38½"
 Seat Height: 18½"
 Seat Size: 18"w x 18"d
 Back Size: 16¾"w x 20½"h

product no.	finish	upholstery
WVC1112	<input type="checkbox"/> <input type="checkbox"/>	<input type="checkbox"/> <input type="checkbox"/> <input type="checkbox"/>
A	B	C

HOW TO BUILD A MODEL NUMBER:

- A** — Select a chair style indicated by the product number.
- B** — Select an arm and base frame finish.
- C** — Select fabric or leather upholstery.

frame finishes



cherry **CH** mahogany **MH**

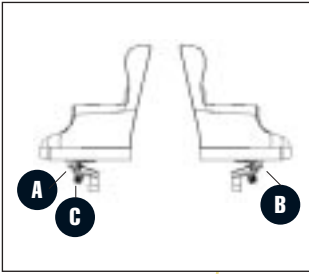
upholstery finish

Refer to "colorworks" (CATMF500) brochure for full selection of upholstery choices.

pricing

Refer to the Overture Price List for complete pricing information.

CHAIR ADJUSTMENTS



SEAT HEIGHT ADJUSTMENT

A. Rotary command lever to activate gas lift for seat height adjustment; in seated position, rotate upward to activate.

CHAIR TILT ADJUSTMENT

B. Rotary command lever for locking-unlocking chair tilt with “shock resistant” function (five positions); rotate upward for free float tilting.

CHAIR TENSION ADJUSTMENT

C. Knob for adjusting tension according to user’s weight; turn clockwise to increase tension & counterclockwise for less tension.



SIPLANAPGBLWG

SILHOUETTE SEATING



Polypropylene armless chair with plastic glide



Polypropylene arm chair with plastic glide



Upholstered armless chair with plastic glide



Upholstered arm chair with plastic glide

Stackable seating never looked

so good! Whether your

organization requires

seating for conferences,

guests or waiting areas, the

Silhouette series offers modern

style and comfort at a very

reasonable price.

**SILHOUETTE SERIES STANDARD FEATURES
AND FUNCTIONS:**

- *frame of 14-gauge tubular steel*
- *legs and side tubes are welded*
- *shell is one-piece, textured nylon with fiberglass reinforcement*
- *back of shell is ribbed to allow back flex*
- *armrests are nylon reinforced with fiberglass*
- *glides have ball and socket joints to provide better leveling on any floor*
- *stacking bumper plastic seat pan (black) for stacking support*
- *frame finishes are epoxy powder coating or bright-nickel chrome plating*
- *upholstered seat and back are constructed of injection-molded polypropylene with 3/4" polyurethane foam cushion*

STYLE:

- *conference/multipurpose*
- *guest*
- *dining*

FINISH:

- *black, bright nickle-chrome plating*

STANDARDS:

- *meets or exceeds ANSI/BIFMA*
- *California 117 Fire Safety*

THE OVERTURE SEATING COLLECTION — SILHOUETTE SEATING

**POLYPROPYLENE CHAIR
NO ARM W/PLASTIC GLIDE**



Overall Height: 32¼"
 Seat Height: 17¾"
 Seat Size: 17½" w x 16" d
 Back Size: 17¼" w x 14½" h
 product no. frame finish shell color
 SIPLNAPG

A **B** **C**

**UPHOLSTERED CHAIR
NO ARM W/PLASTIC GLIDE**



Overall Height: 32¼"
 Seat Height: 17¾"
 Seat Size: 17½" w x 16" d
 Back Size: 17¼" w x 14½" h
 product no. frame finish shell color upholstery
 SIFSNAPG

A **B** **C** **D**

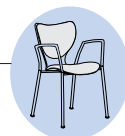
**POLYPROPYLENE ARMCHAIR
W/PLASTIC GLIDE**



Overall Height: 32¼"
 Seat Height: 17¾"
 Seat Size: 17½" w x 16" d
 Back Size: 17¼" w x 14½" h
 product no. frame finish shell color
 SIPLNAPG

A **B** **C**

**UPHOLSTERED ARMCHAIR
W/PLASTIC GLIDE**



Overall Height: 32¼"
 Seat Height: 17¾"
 Seat Size: 17½" w x 16" d
 Back Size: 17¼" w x 14½" h
 product no. frame finish shell color upholstery
 SIFSWAPG

A **B** **C** **D**

HOW TO BUILD A MODEL NUMBER:

- A** — Select a chair style indicated by the product number.
- B** — Select an arm and base frame finish.
- C** — Select a shell color.
- D** — Select fabric.

frame finishes



black
BL



chrome
CH

shell finishes



black
BL



warm gray
WG



sand
SA



russet
RS



baltic
BT

upholstery finish

Refer to "colorworks" (CATMF500) brochure for full selection of upholstery choices.

pricing

Refer to the Overture Price List for complete pricing information.



TGPBWACC BL BL 3500

TORSION ON THE GO SEATING



Easy to nest, easy to store

and easy to move, the

Torsion on the Go seating

series is ideal for the office

on the move. When you need

functional seating that is

versatile, sturdy and

comfortable, look to the

seating on wheels.

**TORSION ON THE GO SERIES STANDARD
FEATURES AND FUNCTIONS:**

- *seat is two-piece construction of molded plywood upholstery board with a molded compound curved nylon shroud with a textured finish*
- *seat is always upholstered. Foam (1 $\frac{3}{4}$ "") is applied to the molded plywood upholstery board*
- *seat flips up to allow chairs to nest for storage and transport*
- *two welded steel backrest supports attach the backrest to the torsion mechanism. A steel tube is welded to each backrest support for added strength*
- *legs are 1" 13-gauge steel tubing*
- *armrests are made of nylon and rotate with the back*

STYLE:

- *conference*
- *multi-purpose*

FINISH:

- *black, chrome*

STANDARDS:

- *meets or exceeds ANSI/BIFMA*
- *California 117 Fire Safety*

NYLON BACK AND
UPHOLSTERED SEAT ARMCHAIR



Overall Height: 32¼"
Seat Height: 18"
Seat Size: 17¼"w x 18½"d
Back Size: 18¼"w x 14"h

product no.	frame finish	shell color	upholstery
TGPBWACC	<input type="checkbox"/>	<input type="checkbox"/>	<input type="checkbox"/> <input type="checkbox"/> <input type="checkbox"/> <input type="checkbox"/>

A **B** **C** **D**

UPHOLSTERED BACK AND
SEAT ARMCHAIR



Overall Height: 32¼"
Seat Height: 18"
Seat Size: 17¼"w x 18½"d
Back Size: 18¼"w x 14"h

product no.	frame finish	shell color	upholstery
TGUBWACC	<input type="checkbox"/>	<input type="checkbox"/>	<input type="checkbox"/> <input type="checkbox"/> <input type="checkbox"/> <input type="checkbox"/>

A **B** **C** **D**

NYLON BACK AND
UPHOLSTERED SEAT CHAIR



Overall Height: 32¼"
Seat Height: 18"
Seat Size: 17¼"w x 18½"d
Back Size: 18¼"w x 14"h

product no.	frame finish	shell color	upholstery
TGPBNACC	<input type="checkbox"/>	<input type="checkbox"/>	<input type="checkbox"/> <input type="checkbox"/> <input type="checkbox"/> <input type="checkbox"/>

A **B** **C** **D**

UPHOLSTERED BACK AND
SEAT CHAIR



Overall Height: 32¼"
Seat Height: 18"
Seat Size: 17¼"w x 18½"d
Back Size: 18¼"w x 14"h

product no.	frame finish	shell color	upholstery
TGUBNACC	<input type="checkbox"/>	<input type="checkbox"/>	<input type="checkbox"/> <input type="checkbox"/> <input type="checkbox"/> <input type="checkbox"/>

A **B** **C** **D**

HOW TO BUILD A MODEL NUMBER:

- A** — Select a chair style indicated by the product number.
- B** — Select an arm and base frame finish.
- C** — Select s shell color.
- D** — Select fabric or leather upholstery.

frame finish



black **BL** chrome **CH**

shell finish



warm gray **WG** black **BL**

upholstery finish

Refer to "colorworks" (CATMF500) brochure for full selection of upholstery choices.




pricing

Refer to the Overture Price List for complete pricing information.



RAUBNAPYBL BL 7578

RAPTURE SEATING

 <p><i>Polypropylene arm chair with plastic glide</i></p>	 <p><i>Upholstered seat armless chair, poly back with plastic glide</i></p>	 <p><i>Upholstered seat arm chair poly back with plastic glide</i></p>
 <p><i>Upholstered seat arm chair poly back with plastic glide</i></p>		

Contemporary, graceful design

combined with extraordinary

comfort make the Rapture

chair perfect in a multitude

of settings. Guests and

employees alike will

appreciate the subtle details

and easy handling of this

versatile seating line. No

matter what your needs, from

the conference room to the

reception area, Rapture is

always a welcome addition.

**RAPTURE SERIES STANDARD FEATURES
AND FUNCTIONS:**

- *injection-molded polypropylene seat and backrest*
- *molded urethane foam seat*
- *injection molded nylon armrests*
- *16-gauge tubular steel*
- *all joints are welded*
- *glides are chrome plated steel or plastic*

STYLE:

- *multi-purpose/stackable*
- *conference*
- *dining*
- *guest*

FINISH:

- *bright nickel-chrome plating*
- *epoxy powder coating*

STANDARDS:

- *meets or exceeds ANSI/BIFMA*
- *California 117 Fire Safety*

OPTIONS:

- *field replaceable seat and back pad*

POLYPROPYLENE ARMCHAIR WITH PLASTIC GLIDE



Overall Height: 32"
 Seat Height: 18"
 Seat Size: 16½" w x 17" d
 Back Size: 18" w x 15" h

product no.	frame finish	shell color
RAPLWAPY	CH	<input type="checkbox"/> <input type="checkbox"/>
A	B	C

UPHOLSTERED SEAT ARMCHAIR POLY BACK WITH PLASTIC GLIDE



Overall Height: 32"
 Seat Height: 18"
 Seat Size: 16½" w x 17" d
 Back Size: 18" w x 15" h

product no.	frame finish	shell color	upholstery
RAPBWAPY	<input type="checkbox"/> <input type="checkbox"/>	<input type="checkbox"/> <input type="checkbox"/>	<input type="checkbox"/> <input type="checkbox"/> <input type="checkbox"/> <input type="checkbox"/>
A	B	C	D

UPHOLSTERED SEAT ARMLESS CHAIR, POLY BACK WITH PLASTIC GLIDE




Overall Height: 32"
 Seat Height: 18"
 Seat Size: 16½" w x 17" d
 Back Size: 18" w x 15" h

product no.	frame finish	shell color	upholstery
RAUBNAPY	<input type="checkbox"/> <input type="checkbox"/>	<input type="checkbox"/> <input type="checkbox"/>	<input type="checkbox"/> <input type="checkbox"/> <input type="checkbox"/> <input type="checkbox"/>
A	B	C	D

HOW TO BUILD A MODEL NUMBER:

- A** — Select a chair style indicated by the product number.
- B** — Select an arm and base frame finish.
- C** — Select shell finish
- D** — Select fabric or leather upholstery.

shell finish



frame finish



upholstery finish

Refer to "colorworks" (CATMF500) brochure for full selection of upholstery choices.

pricing

Refer to the Overture Price List for complete pricing information.



MXPLWAPYCHBP

MATRIX SEATING



Stacking arm chair with poly back and seat



Armless stacking chair with poly back and seat



Upholstered stacking arm chair



Upholstered armless stacking chair



Left hand tablet arm chair with poly back and seat





Right hand tablet arm chair with poly back and seat



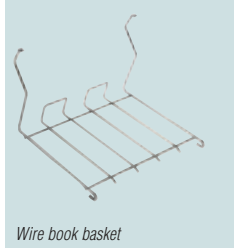
Upholstered left hand tablet arm chair



Upholstered right hand tablet arm chair



Transport dolly



Wire book basket

Versatile yet exceptionally comfortable, the Matrix chair was designed to stand up to the heavy usage demanded by high-traffic areas such as cafeterias, training rooms and lounges. The ergonomic design features a curved seat and backrest not typically found in stackable seating. So when you want the best in comfort, style and durability, have a seat in the Matrix.

MATRIX SERIES STANDARD FEATURES AND FUNCTIONS:

- *long-lasting and durable steel construction*
- *injection-molded polypropylene seat and back construction*
- *stack 45 high on mobile dolly*
- *nylon floor protection glides are standard*
- *ganging brackets are available*

STYLE:

- *multi-purpose/stackable*

FINISH:

- *bright nickel-chrome plating*

STANDARDS:

- *meets or exceeds ANSI/BIFMA*
- *California 117 Fire Safety*

OPTIONS:

- *wire book basket — additional cost*

STACKING ARM CHAIR WITH POLY BACK AND SEAT

Overall Height: 32½"
 Seat Height: 18"
 Seat Size: 17½" w x 18" d
 Back Size: 16½" w x 17" h



product no.	frame finish	shell color
MXPLWAPY	CH	<input type="checkbox"/> <input type="checkbox"/>
A	B	C

ARMLESS STACKING CHAIR WITH POLY BACK AND SEAT

Overall Height: 32½"
 Seat Height: 18"
 Seat Size: 17½" w x 18" d
 Back Size: 16½" w x 17" h



product no.	frame finish	shell color
MXPLNAPY	CH	<input type="checkbox"/> <input type="checkbox"/>
A	B	C

UPHOLSTERED STACKING ARM CHAIR

Overall Height: 32½"
 Seat Height: 18"
 Seat Size: 17½" w x 18" d
 Back Size: 16½" w x 17" h



product no.	frame finish	shell color	upholstery
MXFSWAPY	CH	<input type="checkbox"/> <input type="checkbox"/>	<input type="checkbox"/> <input type="checkbox"/> <input type="checkbox"/> <input type="checkbox"/>
A	B	C	D

UPHOLSTERED ARMLESS STACKING CHAIR

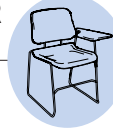
Overall Height: 32½"
 Seat Height: 18"
 Seat Size: 17½" w x 18" d
 Back Size: 16½" w x 17" h



product no.	frame finish	shell color	upholstery
MXFSNAPY	CH	<input type="checkbox"/> <input type="checkbox"/>	<input type="checkbox"/> <input type="checkbox"/> <input type="checkbox"/> <input type="checkbox"/>
A	B	C	D

LEFT HAND TABLET ARM CHAIR WITH POLY BACK AND SEAT

Overall Height: 32½"
 Seat Height: 18"
 Seat Size: 17½" w x 18" d
 Back Size: 16½" w x 17" h



product no.	frame finish	shell color
MXPLNAPYTA	CH	<input type="checkbox"/> <input type="checkbox"/>
A	B	C

RIGHT HAND TABLET ARM CHAIR WITH POLY BACK AND SEAT

Overall Height: 32½"
 Seat Height: 18"
 Seat Size: 17½" w x 18" d
 Back Size: 16½" w x 17" h



product no.	frame finish	shell color
MXPLNAPYTA	CH	<input type="checkbox"/> <input type="checkbox"/>
A	B	C

UPHOLSTERED LEFT HAND TABLET ARM CHAIR

Overall Height: 32½"
 Seat Height: 18"
 Seat Size: 17½" w x 18" d
 Back Size: 16½" w x 17" h



product no.	frame finish	shell color	upholstery
MXFSNAPYTA	CH	<input type="checkbox"/> <input type="checkbox"/>	<input type="checkbox"/> <input type="checkbox"/> <input type="checkbox"/> <input type="checkbox"/>
A	B	C	D

UPHOLSTERED RIGHT HAND TABLET ARM CHAIR

Overall Height: 32½"
 Seat Height: 18"
 Seat Size: 17½" w x 18" d
 Back Size: 16½" w x 17" h



duct no.	frame finish	shell color	upholstery
MXFSNAPYTA	CH	<input type="checkbox"/> <input type="checkbox"/>	<input type="checkbox"/> <input type="checkbox"/> <input type="checkbox"/> <input type="checkbox"/>
A	B	C	D

TRANSPORT DOLLY

- Accommodates up to 45 upholstered chairs
 - 5" caster wheels: 2 fixed 2 swivel
- product no.
 HWS 1169



WIRE BOOK BASKET

- Bright Nickel Chrome finish
 - Basket is field installable
- product no.
 HD FRM BCH



HOW TO BUILD A MODEL NUMBER:

- A** — Select a chair style indicated by the product number.
- B** — Select an arm and base frame finish.
- C** — Select shell color.
- D** — Select fabric or leather upholstery.

frame finish



shell colors



upholstery finish

Refer to "colorworks" (CATMF500) brochure for full selection of upholstery choices.

pricing

Refer to the Overture Price List




UNICOR WARRANTY

Life Expectancy for UNICOR Seating

The life expectancy of a chair is based upon the normal use of the chair, as defined below.

Based on a 40 hour week by individuals of 250 lbs or less, unless otherwise indicated, without abuse or misuse, UNICOR seating will have the indicated life expectancy for the following components:



■ All non moving metal components	10 years
■ Self-skinned urethane parts, plastic shells	10 years
■ Casters	10 years
■ Wood parts and frames	10 years
■ Mechanism	10 years
■ Pneumatic cylinders	10 years
■ Fabrics	3 years (excludes COM/COL)

This life expectancy statement applies to the original purchaser of UNICOR's seating products, and is in effect upon the receipt of order.

All UNICOR seating is manufactured to the highest industry standards shall be free from defects in material and workmanship. For more information and ordering call our customer service line at 800 827-3168.

