




By default,
- All cards are visible.
- Cards display in specific order (Order is TBD.)
- Search field always displays in fixed location at the top, and is not removable.



If the user goes to edit mode again, the cards display in the order that was previously saved, and any disabled cards display at the bottom.



Tapping 'edit' transitions and shrinks the cards to a small card, and the cards drop down so that Card #1 displays at the top.

Search the web

Weather

Finance

Card X

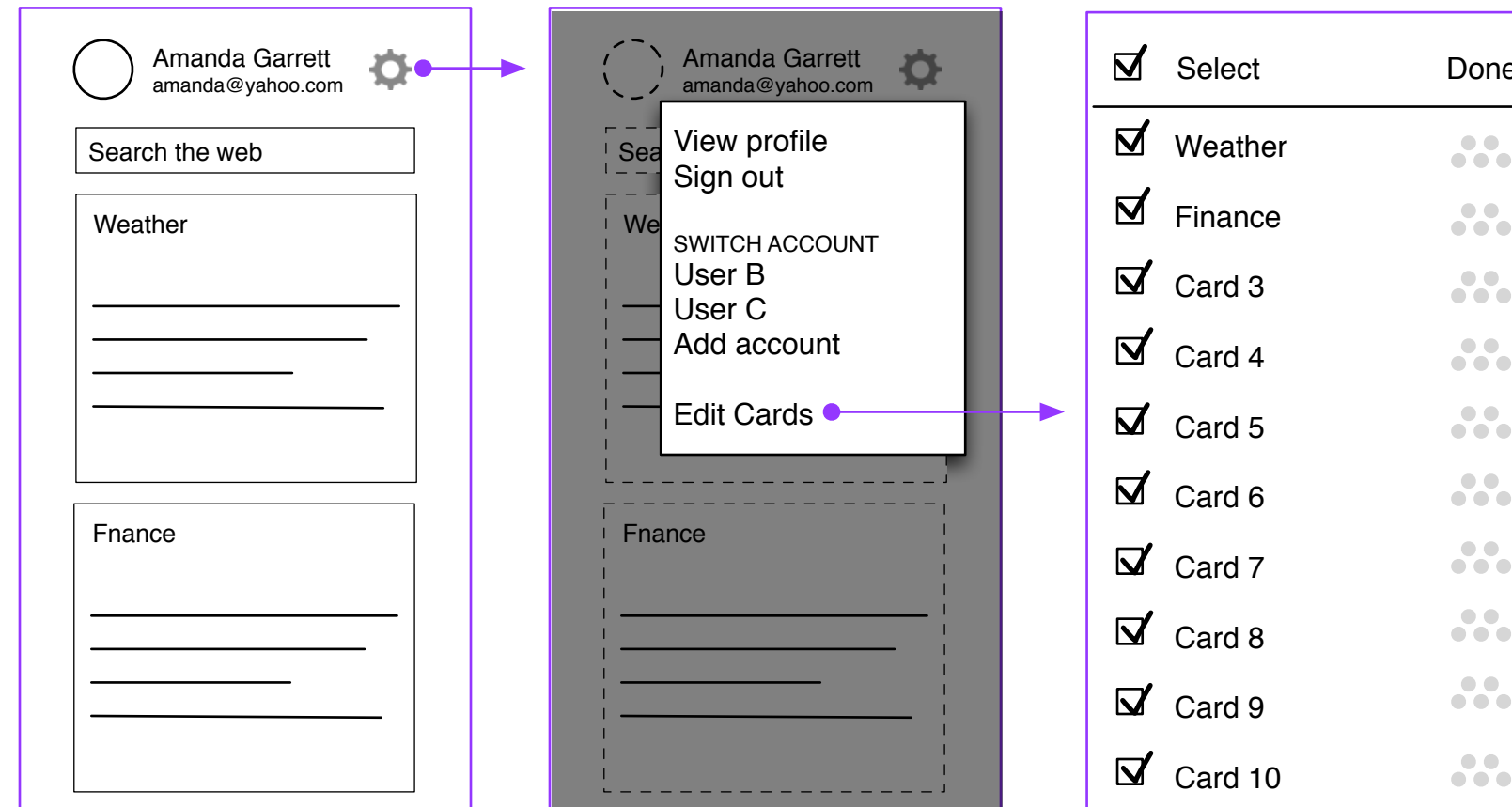


Transition: Overlay from top down

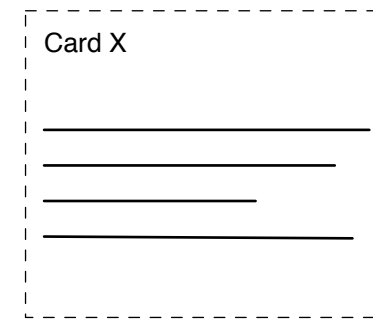

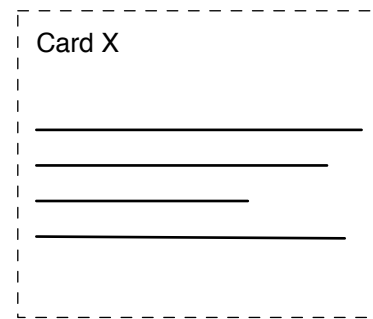
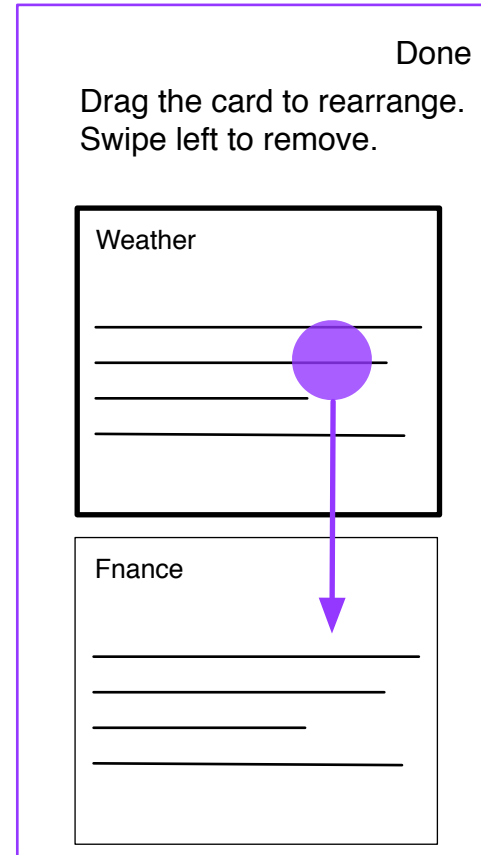
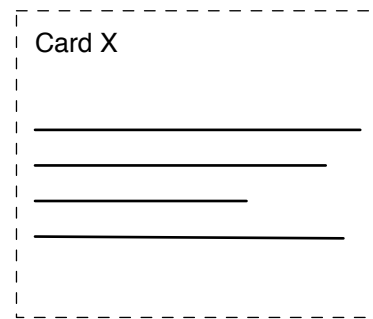
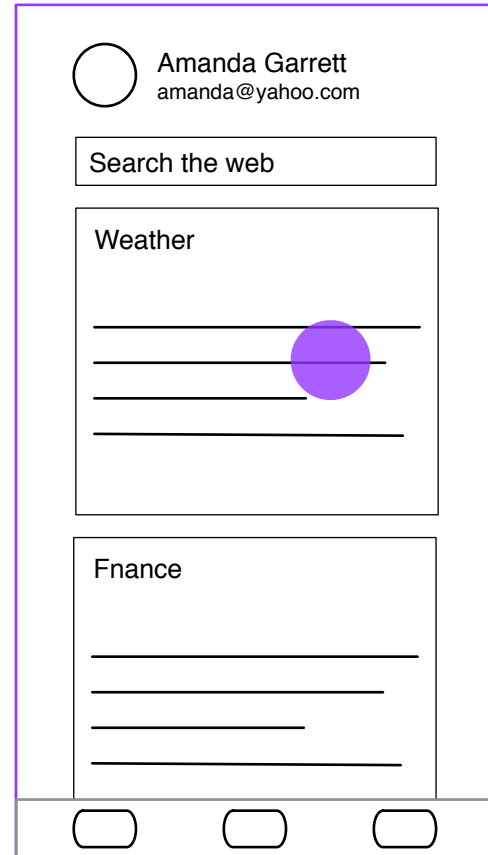
<input checked="" type="checkbox"/>	Select	Done
<input checked="" type="checkbox"/>	Weather	
<input checked="" type="checkbox"/>	Finance	
<input checked="" type="checkbox"/>	Card 3	
<input checked="" type="checkbox"/>	Card 4	
<input checked="" type="checkbox"/>	Card 5	
<input checked="" type="checkbox"/>	Card 6	
<input checked="" type="checkbox"/>	Card 7	
<input checked="" type="checkbox"/>	Card 8	
<input checked="" type="checkbox"/>	Card 9	
<input checked="" type="checkbox"/>	Card 10	

By default,
- All cards are visible.
- Cards display in specific order (TBD)
- Search field must always be in fixed location at the top, and is not removable.

By default,
 - All cards are visible.
 - Cards display in specific order (TBD)
 - Search field must always be in fixed location at the top, and is not removable.



Long press on a card



Long press on a card

