

WIREFRAMES:



Tap: Briefly touch surface with fingertip.



Uses NFC technology



Pan: Move fingers over surface.



Scrub: Move fingers over scrollbar.



Scroll: Surface quickly brushed with fingertip.

4

icon: Select to return to previous screen to adjust selected options/

ALERT POP UP:



Confirms with the user that they want to invite selected people/group. Have the option to continue or cancel and go back to reselect.

LOADING PAGE:



The app sends the information and invitation to friends. The circle fill colour changes to indicate remaining time.

ALERT POP UP:



Informs the user that the invitation has been sent. User can then immediately book or request to be reminded later about the film by tapping on relevant button.

TICKET SELECTION:



Ticket options for the particular viewing are shown. User selects tickets how many of each type of ticket they want from the drop down menu and confirm choice.

SEAT SELECTION:



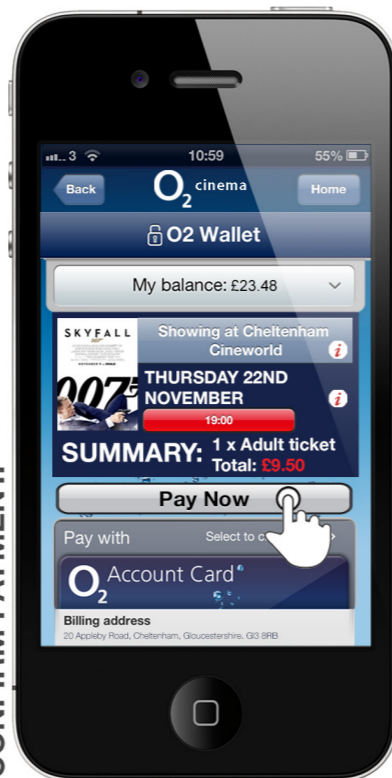
User is asked to choose which area of the cinema they would prefer to sit it by tapping the box. Selection is confirmed before continuing.

LOG INTO O2 WALLET:



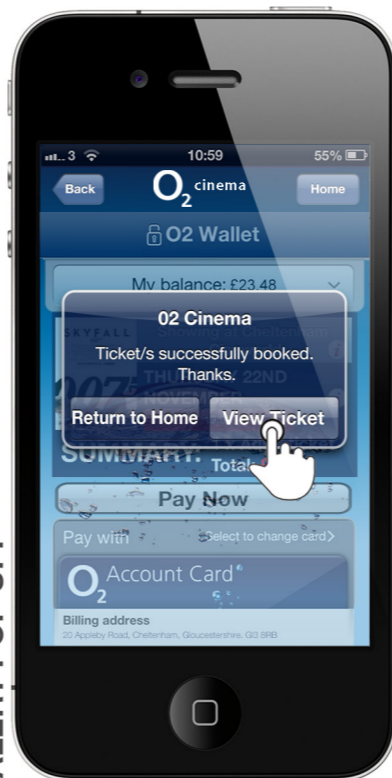
User logs into their O2 wallet account. Tap to submit PIN and when complete app automatically moves to next screen. User can select other payment methods or choose to sign up to O2 Wallet.

CONFIRM PAYMENT:



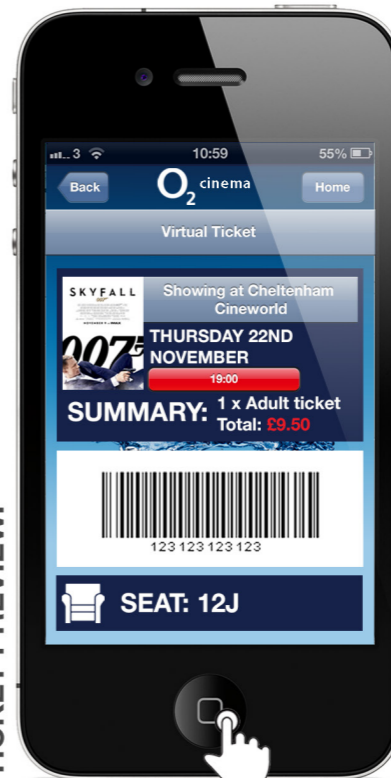
User is shown a preview of what they are about to purchase. Relevant O2 Wallet details are also shown. If it's correct they select pay now. If not they can change details by clicking on the *i* icon.

ALERT POP UP:



Informs the user that the ticket/s have been successfully booked. They can choose to return to home or view ticket by tapping on the relevant button.

TICKET PREVIEW:



Ticket is displayed. User can use the icons at the top to return to home or just quit the application.

LOCK SCREEN:



The journey activated by NFC is complete so when user exits the app the phone returns to lock screen.

