




Measurements										
Line Slot: Lotus Side Cinch Tunic			State: Design			Season: S14				
Designer: Bridget Culp. Anthea Vang. Emily Ferries. Belinda Ng										
Design: BA0005		Sample LO:		Production LO:						
Style	Material Style	Style Description	Pattern	Base Size	Size Scale	SMU Type				
EB5000	1420551	Tranquility Racerback Bralette	E5000	M	XS - XL	Color Add				
	Use	Type	Placement	(+/-)	XS	S	M	L	XL	
CHEST (1 in below arm)	QC	Graded		1.0	31.0	33.0	35.0	38.0	41.0	
WAIST (RELAXED)	QC	Graded		0.75	28.0	30.0	32.0	35.0	38.0	
WAIST POSITION FROM ARMHOLE	QC	Graded		0.0	15.0	15.25	7.5	15.75	16.0	
SWEEP (RELAXED)	QC	Graded		0.75	36.0	38.0	40.0	43.0	46.0	
SIDE SEAM LENGTH (RELAXED)	QC	Graded		0.25	25.5	26.5	27.5	28.5	29.5	
ARMCYE OF BODY	QC	Graded		0.25	11.5	11.75	12.0	12.25	12.5	
STRAP OUTER EDGE	QC	Graded		0.25	15.5	15.5	15.5	15.5	15.5	
STRAP CENTER BACK LENGTH	QC	Graded		0.25	2.5	2.75	3.0	3.25	3.5	
CENTER FRONT LENGTH	QC	Graded		0.25	29.0	30.0	31.0	32.0	33.0	
CENTER BACK LENGTH OF BODY	QC	Graded		0.25	25.5	26.5	27.5	28.5	29.5	
NECK CIRCUMFERENCE	QC	Graded		0.25	28.5	29	29.5	30	30.5	
BACK CUT OUT HEIGHT	QC	Graded		0.0	2.25	2.25	2.25	2.25	2.25	
BACK CUT OUT WIDTH	QC	Graded		0.0	4.5	4.5	4.5	4.5	4.5	
SIDE CASING WIDTH	QC	Graded		0.0	1.0	1.0	1.0	1.0	1.0	


This is confidential and proprietary information of Columbia Sportswear Company. You agree that you will not disclose this information to any third party or use it for any purpose other than on behalf of Columbia. You have no right to use Columbia's name or any of its trademarks, trade names, copyrights, patents, designs or other intellectual property except as set forth in writing by Columbia.

Measurements										
Line Slot: Tranquility Raceback Bralette			State: Design			Season: S14				
Designer: Bridget Culp. Anthea Vang. Emily Ferries. Belinda Ng										
Design:	BA0004	Sample LO:		Production LO:						
Style	Material Style	Style Description	Pattern	Base Size	Size Scale	SMU Type				
EB4000	1420551	Tranquility Raceback Bralette	E4000	M	XS - XL	Color Add				
	Use	Type	Placement	(+/-)	XS	S	M	L	XL	
CHEST (1 in below armhole)	QC	Varies By Style		0.5	29.0	31.0	33.0	36.0	39.0	
WAISTBAND WIDTH	QC	Graded		0.0	2.0	2.0	2.0	2.0	2.0	
WAISTBAND CIRCUMFERENCE	QC	Graded		0.5	23.0	25.0	27.0	30.0	33.0	
STRAP OUTER EDGE	QC	Graded		0.25	15.5	15.5	15.5	15.5	15.5	
SIDE SEAM LENGTH (w/ waistband)	QC	Graded		0.25	5.0	5.0	5.0	5.0	5.0	
STRAP CENTER BACK LENGTH	QC	Graded		0.25	2.5	2.75	3.0	3.25	3.5	
CENTER FRONT LENGTH	QC	Graded		0.25	6.0	6.5	7.0	7.5	8.0	
BODY CENTER BACK LENGTH OF BODY	QC	Graded		0.5	4.0	4.5	5.0	5.5	6.5	
NECK CIRCUMFERENCE	QC	Graded		0.25	28.5	29.0	29.5	30	30.5	
BACK CUT OUT WIDTH	QC	Graded		0.0	4.5	4.5	4.5	4.5	4.5	
BACK CUT OUT HEIGHT	QC	Graded		0.0	2.25	2.25	2.25	2.25	2.25	


This is confidential and proprietary information of Columbia Sportswear Company. You agree that you will not disclose this information to any third party or use it for any purpose other than on behalf of Columbia. You have no right to use Columbia's name or any of its trademarks, trade names, copyrights, patents, designs or other intellectual property except as set forth in writing by Columbia.

Measurements										
Line Slot: Asana Asymmetric Top			State: Design			Season: S14				
Designer: Bridget Culp. Anthea Vang. Emily Ferries. Belinda Ng										
Design:	BA0003	Sample LO:		Production LO:						
Style	Material Style	Style Description	Pattern	Base Size	Size Scale	SMU Type				
EB3000	1420551	Asana Asymmetric TopE3000		M	XS - XL	Color Add				
	Use	Type	Placement	(+/-)	XS	S	M	L	XL	
CHEST (1 in below armhole)	QC	Varies By Style		1.0	29.0	31.0	33.0	36.0	39.0	
WAIST	QC	Graded		0.75	27.0	29.0	31.0	34.0	37.0	
WAIST POSTION FROM SIDE SEAM	QC	Graded		0.0	5.5	5.75	6.0	6.25	6.5	
SWEEP (RELAXED)	QC	Graded		0.75	33.0	35.0	37.0	40.0	43.0	
TOTAL SIDE SEAM LENGTH	QC	Graded		0.5	16.5	16.75	17.0	17.25	17.5	
ARMCYE	QC	Graded		0.25	19.0	19.25	19.5	19.75	20.0	
CENTER FRONT LENGTH	QC	Graded		0.5	19.0	19.5	20.0	20.5	21.0	
CENTER BACK LENGTH	QC	Graded		0.5	20.0	20.5	21.0	21.5	22.0	
NECK CIRCUMFERENCE	QC	Graded		0.25	33.5	34.5	35.5	36.5	37.5	
LEFT SIDE SEAM A *as worn	QC	Graded		0.25	3.0	3.0	3.0	3.0	3.0	
LEFT SIDE SEAM B *as worn	QC	Graded		0.25	13.5	13.75	14	14.25	14.5	
RIGHT SIDE SEAM A *as worn	QC	Graded		0.25	9.0	9.0	9.0	9.0	9.0	
RIGHT SIDE SEAM B * as worn	QC	Graded		0.25	5.5	5.75	6.0	6.25	6.5	
BOTTOM BAND WIDTH	QC	Graded		0.5	2.0	2.0	2.0	2.0	2.0	

This is confidential and proprietary information of Columbia Sportswear Company. You agree that you will not disclose this information to any third party or use it for any purpose other than on behalf of Columbia. You have no right to use Columbia's name or any of its trademarks, trade names, copyrights, patents, designs or other intellectual property except as set forth in writing by Columbia.

Measurements									
Line Slot: Mantra Hooded Vest			State: Design		Season: S14				
Designer: Bridget Culp. Anthea Vang. Emily Ferries. Belinda Ng									
Design:	BA0002	Sample LO:		Production LO:					
Style	Material Style	Style Description	Pattern	Base Size	Size Scale	SMU Type			
EB2000	1420551	Mantra Hooded Vest	E2000	M	XS - XL	Color Add			
	Use	Type	Placement	(+/-)	XS	S	M	L	XL
CHEST	QC	Varies By Style		1.0	31.0	33.0	35.0	38.0	41.0
CHEST POSITION DOWN FROM CENTER BACK	QC	Varies By Style		0.0	9.0	9.25	9.5	9.75	10.0
WAIST (RELAXED)	QC	Graded		0.75	28.0	30.0	32.0	35.0	38.0
WAIST POSITION FROM HSP	QC	Graded		0.0	15.0	15.25	15.5	15.75	16.0
SWEEP (RELAXED)	QC	Graded		0.75	35.0	37.0	39.0	42.0	45.0
HOOD HEIGHT	QC	Graded		0.25	13.5	13.75	14.0	14.25	14.5
HOOD WIDTH (HALF MEAS)	QC	Graded		0.25	9.5	9.75	10.0	10.25	10.5
HOOD TIP HEIGHT	QC	Graded		0.125	3.5	3.5	3.5	3.5	3.5
ARMCYE	QC	Graded		0.25	19	19.25	19.5	19.75	20
CENTER FRONT LENGTH	QC	Graded		0.5	20	20.5	21.0	21.5	22
CENTER BACK LENGTH	QC	Graded		0.5	26.0	26.5	27.0	27.5	28.0
NECK CIRCUMFERENCE (w/ V-neck)	QC	Graded		0.25	19.0	20.0	21.0	22.0	23.0
POCKET OPENING	QC	Graded		0.125	4.5	4.5	5.0	5.25	5.25

This is confidential and proprietary information of Columbia Sportswear Company. You agree that you will not disclose this information to any third party or use it for any purpose other than on behalf of Columbia. You have no right to use Columbia's name or any of its trademarks, trade names, copyrights, patents, designs or other intellectual property except as set forth in writing by Columbia.

Measurements													
Line Slot: Namaste V-Front Back Up Short						State: Design			Season: S14				
Designer: Bridget Culp. Anthea Vang. Emily Ferries. Belinda Ng													
Design: BA0001		Sample LO:		Production LO:									
Style Material Style		Style Description		Pattern		Base Size		Size Scale		SMU Type			
EB1002 1443341		Namaste V-Front Back Up Short		E0003		S		XS-XL		Color Add			
	Use	Type	Placement	(+/-)	XS		S		M		L		XL
WAIST AT TOP	QC	Graded		0.5	26.5		28.5		31		34		37.5
WAIST AT BOTTOM	QC	Graded		0.5	29.5		31.5		33		36		39.5
WAISTBAND HEIGHT		Graded		0.125	3.5		3.5		3.5		3.5		3.5
HIP WIDTH	QC	Graded		0.5	31.0		33.0		35.5		38.5		42
HIP POSITION AT SIDE SEAM (incl W/B)	QC	Graded		0.0	7.5		8.0		8.5		9.0		9.5
HIP POSITION AT FRONT RISE (incl W/B)	QC	Graded		0.0	5.5		6.0		6.5		7.0		7.5
FRONT RISE (incld w/b)	QC	Graded		0.25	8.25		9.0		9.75		10.5		11.25
BACK RISE (incld w/b)	QC	Graded		0.25	12.25		13.0		13.75		14.5		15.25
THIGH (1 inch below crotch)	QC	Graded		0.5	17.5		19.0		20.75		22.75		24
KNEE POSITION (DOWN FROM CROTCH)	QC	Graded		0.0	14.0		14.0		14.0		14.0		14.0
LEG OPENING	QC	Graded		0.375	18.75		20.25		22		24		26.25
TOTAL INSEAM	QC	Varies By Style		0.25	5.0		5.0		5.0		5.0		5.0
TOTAL OUTSEAM (incl W/B)		Varies By Style		0.5	13.25		14.0		14.625		15.25		16.0
INSEAM OF PANEL A	QC	Graded		0.25	5.0		5.0		5.0		5.0		5.0
OUTSEAM OF PANEL A	QC	Graded		0.25	3.5		9.0		9.0		9.0		9.0
OUTSEAM OF PANEL B	QC	Graded		0.25	6.25		7.0		7.625		8.25		9

Measurements

Line Slot: Namaste V-Front Back Up Capri

State: Design

Season: S14

Designer: Bridget Culp. Anthea Vang. Emily Ferries. Belinda Ng

Design: BA0001

Sample LO:

Production LO:

Style Material Style

Style Description

Pattern

Base Size

Size Scale

SMU Type

EB1001

1443341

Namaste V-Front

E0002

S


XS-XL

Color Add


Back Up Capri




	Use	Type	Placement	(+/-)	XS		S		M		L		XL
WAIST AT TOP	QC	Graded		0.5	26.5		28.5		31		34		37.5
WAIST AT BOTTOM	QC	Graded		0.5	29.5		31.5		33		36		39.5
WAISTBAND HEIGHT		Graded		0.125	3.5		3.5		3.5		3.5		3.5
HIP WIDTH	QC	Graded		0.5	31		33		35.5		38.5		42
HIP POSITION AT SIDE SEAM (incl W/B)	QC	Graded		0.0	7.5		8.0		8.5		9.0		9.5
HIP POSITION AT FRONT RISE (incl W/B)	QC	Graded		0.0	5.5		6.0		6.5		7.0		7.5
FRONT RISE (incld w/b)	QC	Graded		0.25	8.25		9.0		9.75		10.5		11.25
BACK RISE (incld w/b)	QC	Graded		0.25	12.25		13.0		13.75		14.5		15.25
THIGH (1 inch below crotch)	QC	Graded		0.5	17.5		19.0		20.75		22.75		24
KNEE POSITION (DOWN FROM CROTCH)	QC	Graded		0.0	14.0		14.0		14.0		14.0		14.0
KNEE WIDTH	QC	Varies By Style		0.25	10.5		11.5		12.5		13.5		14.5
TOTAL INSEAM	QC	Varies By Style		0.25	25.0		25.0		25.0		25.0		25.0
TOTAL OUTSEAM (incl W/B)		Varies By Style		0.5	33.25		34.0		34.625		35.25		36.0

Measurements													
Line Slot: Namaste V-Front Back Up Capri				State: Design				Season: S14					
Designer: Bridget Culp. Anthea Vang. Emily Ferries. Belinda Ng													
Design: BA0001		Sample LO:		Production LO:									
Style	Material Style	Style Description		Pattern	Base Size	Size Scale		SMU Type					
EB1001	1443341	Namaste V-Front Back Up Capri		E0002	S	XS-XL		Color Add					
	Use	Type	Placement	(+/-)	XS		S		M		L		XL
LEG OPENING	QC	Graded		0.375	9.5		10.5		11.5		12.5		13.5
INSEAM OF PANEL A	QC	Graded		0.25	11.0		11.0		11.0		11.0		11.0
INSEAM OF PANEL B	QC	Graded		0.25	14.0		14.0		14.0		14.0		14.0
OUTSEAM OF PANEL A	QC	Graded		0.25	9.0		9.0		9.0		9.0		9.0
OUTSEAM OF PANEL B	QC	Graded		0.25	18.75		19.5		20.125		20.75		21.5

This is confidential and proprietary information of Columbia Sportswear Company. You agree that you will not disclose this information to any third party or use it for any purpose other than on behalf of Columbia. You have no right to use Columbia's name or any of its trademarks, trade names, copyrights, patents, designs or other intellectual property except as set forth in writing by Columbia.

Measurements													
Line Slot: Namaste V-Front Back Up Legging				State: Design				Season: S14					
Designer: Bridget Culp. Anthea Vang. Emily Ferries. Belinda Ng													
Design: BA0001		Sample LO:		Production LO:									
Style Material Style		Style Description		Pattern		Base Size		Size Scale		SMU Type			
EB1000		1443341		Namaste V-Front Back Up Legging		E0001		S		XS-XL		Color Add	
	Use	Type	Placement	(+/-)	XS		S		M		L		XL
WAIST AT TOP	QC	Graded		0.5	26.5		28.5		31		34		37.5
WAIST AT BOTTOM	QC	Graded		0.5	29.5		31.5		33		36		39.5
WAISTBAND HEIGHT		Graded		0.125	3.5		3.5		3.5		3.5		3.5
HIP WIDTH	QC	Graded		0.5	31		33		35.5		38.5		42
HIP POSITION AT SIDE SEAM (incl W/B)	QC	Graded		0.0	7.5		8.0		8.5		9.0		9.5
HIP POSITION AT FRONT RISE (incl W/B)	QC	Graded		0.0	5.5		6.0		6.5		7.0		7.5
FRONT RISE (incl w/b)	QC	Graded		0.25	8.25		9.0		9.75		10.5		11.25
BACK RISE (incl w/b)	QC	Graded		0.25	12.25		13.0		13.75		14.5		15.25
THIGH (1 inch below crotch)	QC	Graded		0.5	17.5		19.0		20.75		22.75		24
KNEE POSITION (DOWN FROM CROTCH)	QC	Graded		0.0	14.0		14.0		14.0		14.0		14.0
KNEE WIDTH	QC	Varies By Style		0.25	10.5		11.5		12.5		13.5		14.5
TOTAL INSEAM	QC	Varies By Style		0.25	32.0		32.0		32.0		32.0		32.0
TOTAL OUTSEAM (incl W/B)		Varies By Style		0.5	40.25		41.0		41.625		42.25		43.0

Measurements															
Line Slot: Namaste V-Front Back Up Legging						State: Design			Season: S14						
Designer: Bridget Culp. Anthea Vang. Emily Ferries. Belinda Ng															
Design:		BA0001		Sample LO:		Production LO:									
Style		Material Style		Style Description		Pattern		Base Size		Size Scale				SMU Type	
EB1000		1443341		Namaste V-Front Back Up Legging		E0001		S		XS-XL				Color Add	
	Use	Type	Placement	(+/-)	XS		S		M		L		XL		
LEG OPENING	QC	Graded		0.375	8.0		9.0		10.0		11.0		12.0		
INSEAM OF PANEL A	QC	Graded		0.25	11.0		11.0		11.0		11.0		11.0		
INSEAM OF PANEL B	QC	Graded		0.25	21.0		21.0		21.0		21.0		21.0		
OUTSEAM OF PANEL A	QC	Graded		0.25	9.0		9.0		9.0		9.0		9.0		
OUTSEAM OF PANEL B	QC	Graded		0.25	25.75		26.5		27.128		27.75		28.5		

This is confidential and proprietary information of Columbia Sportswear Company. You agree that you will not disclose this information to any third party or use it for any purpose other than on behalf of Columbia. You have no right to use Columbia's name or any of its trademarks, trade names, copyrights, patents, designs or other intellectual property except as set forth in writing by Columbia.