






THE *Ultra Patio Door* COLLECTION
PREMIUM VINYL PATIO DOORS

POLARISTECHNOLOGIES.COM

STANDARD SIZES

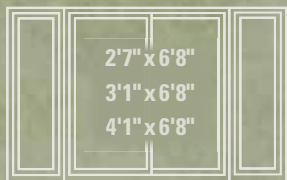


CUSTOM SIZES

two panel widths - 36" to 94 7/8"
 three panel widths - 95" to 142 7/8"
 max height - 84"

SIDE LITES

standard sizes



custom sizes

width 1'6" to 4'1" max height - 84"

ENERGY EFFICIENCY • EASE OF OPERATION + OWNERSHIP LIMITED LIFETIME WARRANTY



Smooth gliding, solid-steel, zinc-plated tandem rollers. Iridium coating on exposed parts enhances corrosion resistance.

OPEN + SHUT

How would you like your door to open as viewed from outside?
 Two panel - left or right panel glides
 Three panel - center panel glides left or right

Door shown with optional smooth colonial muntins & satin nickel handle

FEATURES

Foot operated dead bolt provides an extra lock point for secure partial opening.

Fusion-welding at door panel corners transforms four vinyl extrusions into a strong, one-piece door.

Sloped, aluminum-reinforced sill guides rainwater outside and away.

Safety Glass

Mortised hook lock
 Double hook option

ENERGYSMART® GLASS

Standard EnergySMART® SUPREME² glass features the Intercept® U-shaped steel spacer system and Argon gas fill between panes. Temperature transfer and condensation are reduced. EnergySMART upgrades offer stronger resistance to temperature transfer. Ask about ENERGY STAR qualified doors.

MULTI-POINT LOCK SECURITY*

Steel hooks automatically lock at three points along frame when door contacts frame. Solid brass handle

INTERNAL TILT MINI BLINDS*

dust free, kid and pet safe, colors - pg 4




*options

PERFECT PATIO DOOR

Our R&D department is vigilant in testing and updating designs and components. Our vinyl formulation retains its smooth surface and color. Vinyl does not transfer cold from outside to inside. Your pristine Polaris® patio door will be energy efficient and maintenance free for a lifetime.

FEATURES + BENEFITS

Vertical main frame and door panel extrusions are reinforced with aluminum.
Foam filling injected into vertical main frame extrusions
Triple weather-stripping where door panel and main frame meet
Door panels meet with over and under interlock and feature double weather-stripping.



EXTERIOR PAINT* 20 YEAR WARRANTY

against fading, peeling or blistering

Unique, high-performance exterior coating specially formulated for PVC
Semi gloss finish • Color matched contour internal grids, caulk & coil‡ options
Crack & impact resistant • Touch-up paint included • Lead time 4-6 weeks
AAMA testing ensures that coating resists strong solvents, heat gain and thermal shock.
‡ Muntin color may be affected by glass coatings, such as Low-E. Coil not exact match



Tan

Brick Red

Brown

White

Green

Black

Beige

Bronze

Clay

Gray





UltraWeld® Patio Door

DECORATIVE GLASS* designs



colonial



prairie style



double prairie style



diamond n/a contour or brasses



alabaster



white



clay



gold

INTERNAL TILT MINI BLINDS*

internal muntin styles



smooth



contour



antique brass



slim line brass

view glass 3/8" v-groove, interior surface of glass unit pane



view



floral view



elongated floral view

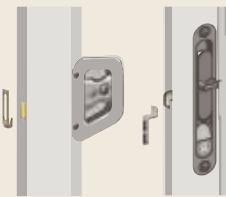


arch view

SCREEN

Standard Fiberglass mesh, Aluminum or Kid & Pet proof options
Strong, extruded aluminum frame in white, tan or brown
Glides on 1 1/4" steel rollers

SCREEN HANDLES



1350 heavy extrusion


1580* heaviest extrusion with mortised lock

HANDLE SETS exterior key lock



antique brass*

white, tan or coppertone



Exterior painted doors - exterior hardware supplied is same color / finish as interior hardware.
Colors shown are reproduced by mechanical process and may vary from actual colors of product.
Use actual color selectors. *options



WINDOW & MUNTIN COLORS*



white standard



tan



brown



medium oak



dark oak



cherry



copper tone hardware wood grains

HEAT MIRROR™*

Low-E film fixed between glass panes reduces ultra violet light damage & heat gain.
Argon gas fill in air spaces resists temperature transfer.
Add a Low-E glass coating to further enhance performance.

MORE GLASS OPTIONS

Bronze or Gray tint
Krypton fill further resists temperature transfer
Glass Breakage Warranty