

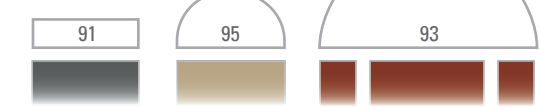
**PAINT & STAIN options**  
Choose one color or interior/exterior colors.  
Order it primed to apply your own paint or stain.



\*Bright White

Colors shown may not be accurate to actual painted/stained surface. Please refer to actual paint/stain samples. Stain colors shown on fiberglass. Stain on steel may vary in tone. \*N/A Cladding

**TRANSOMS** for 3' doors  
vary by collection  
special order, add 2 weeks



**ENERGY STAR** qualified products meet strict energy efficiency guidelines set by the Environmental Protection Agency and Dept of Energy. Ask about qualifying styles.

**ULTRA COMPOSITE FRAME**  
Revolutionary composite  
Maintains structural integrity  
Excellent machining, sanding & paint adhesion

**STANDARD**  
option  
Protects exterior jamb from weather  
Aluminum roll form with vinyl coat  
Eliminates need for painting  
Pristine appearance  
See above for color choices

**PATIO DOORS**  
2 or 3 panel  
Glass options: Low-E  
City Lites internal colonial grids  
Raise & Tilt mini blinds



605/505 accent lever/dead bolt only, brown or white screen frame

**MINI BLINDS Raise & Tilt MBRTC**  
\*\*Steel Only NA Low-E or Obscure Blinds & Operators in White Only Refer to actual sample for accurate color



**CITY LITES Vent Lites CLC**  
\*\*Steel only Clear glass only window & frame-White only, Not paintable

**CITY LITES CLC**  
\*Fiberglass Only #Internal grids only  
\*Steel Only Δ NA low-e or obscure  
○ NA slimline brass or contour


**LOW-E GLASS**  
Invisible metallic coating option blocks heat flow and shields against damaging ultra-violet rays. Ask about ENERGY STAR qualified styles.



**CITY LITES GRIDS**  
EXTERNAL INTERNAL

White, Tan, Brown, White/Clay  
Med or Dark Oak, Cherry Woodgrain

**CITY LITES DIRECT SET SIDE LITES** options: Contour Internal or View Grids, Low-E glass  
Muntins recommended for blank slabs. Horizontal muntins will NOT line up with muntins in slab.

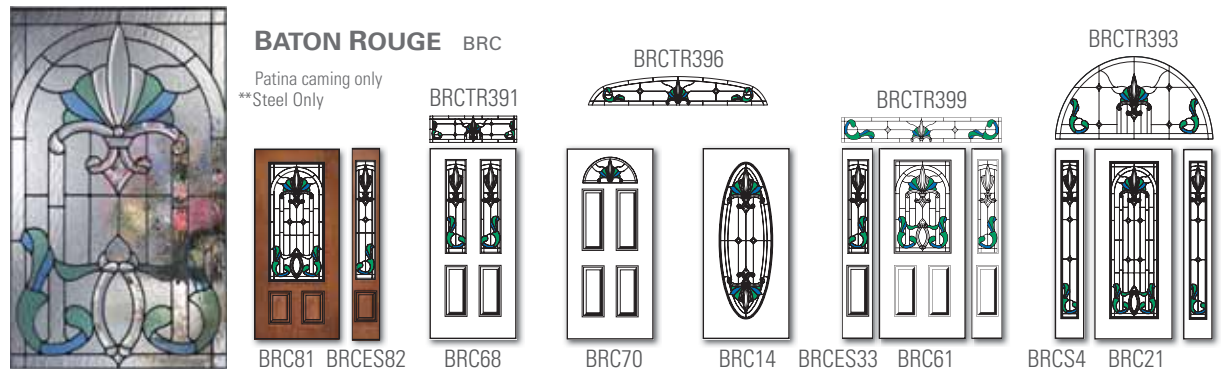


**Ultra Entry Door**  
THERMAL STEEL + FIBERGLASS



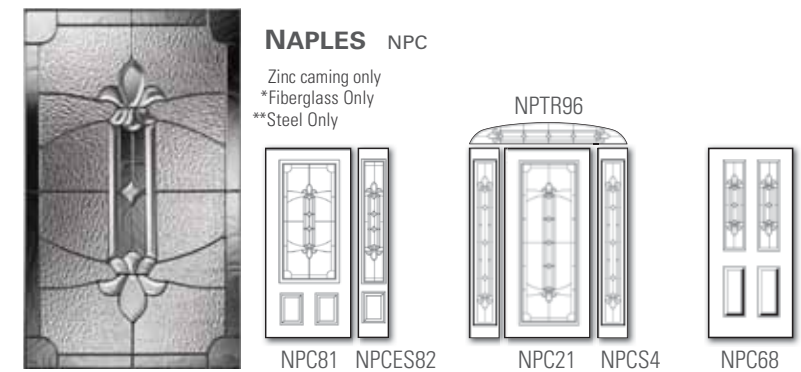


**BATON ROUGE BRC**  
Patina coming only  
\*\*Steel Only



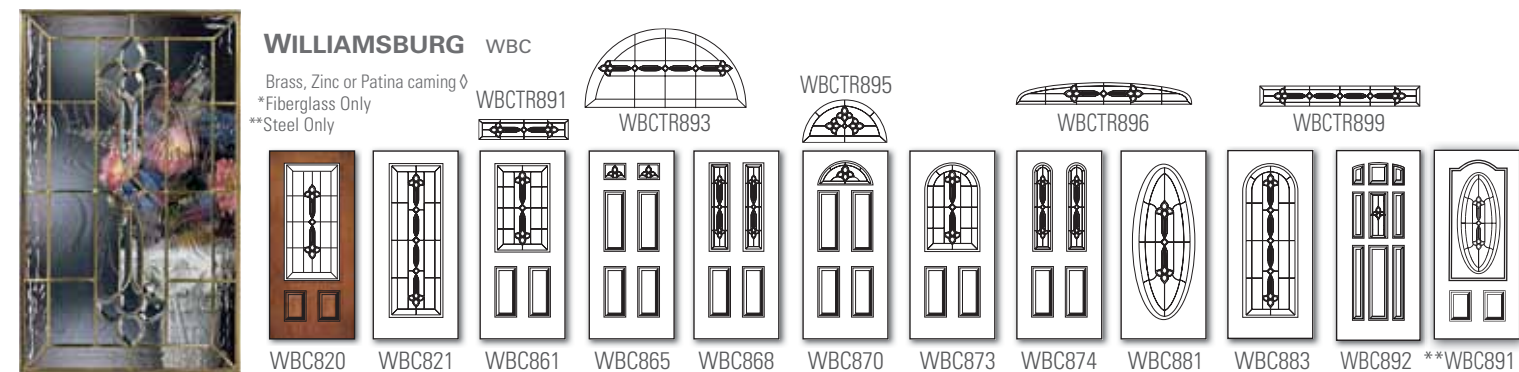
BRCTR391 BRCTR396 BRCTR399 BRCTR393  
BRC81 BRCS82 BRC68 BRC70 BRC14 BRCS33 BRC61 BRCS4 BRC21

**NAPLES NPC**  
Zinc coming only  
\*Fiberglass Only  
\*\*Steel Only



NPTR96  
NPC81 NPCES82 NPC21 NPC34 NPC68

**WILLIAMSBURG WBC**  
Brass, Zinc or Patina coming ◊  
\*Fiberglass Only  
\*\*Steel Only



WBCTR891 WBCTR893 WBCTR895 WBCTR896 WBCTR899  
WBC820 WBC821 WBC861 WBC865 WBC868 WBC870 WBC873 WBC874 WBC881 WBC883 WBC892 \*\*WBC891 \*WBC891 \*WBC886 WBCES819 WBCES868 WBCES885

Please refer to decorative glass flip book or 28 pg catalog for large photos of glass lites.

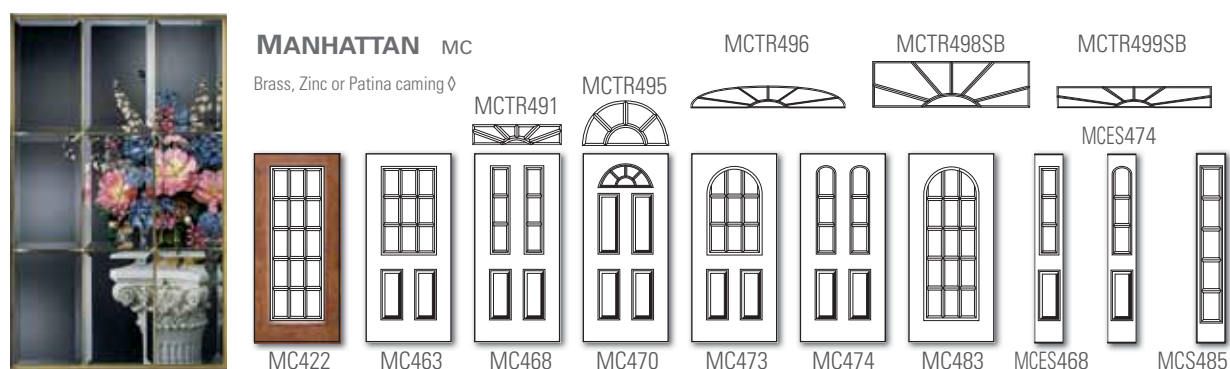
**SCHLAGE**  
Hardware available in all finishes unless noted.



Polished Brass 605/605 Antique Brass 609 Satin Nickel 619 Aged Bronze 716

**DEADBOLTS** Double Key Single Thumb Turn  
**LOCKSETS** Plymouth 605 only Georgian NA 605  
**LEVERSET** Accent  
**HANDLESET w/ internal knob** Plymouth Camelot NA 609

**MANHATTAN MC**  
Brass, Zinc or Patina coming ◊

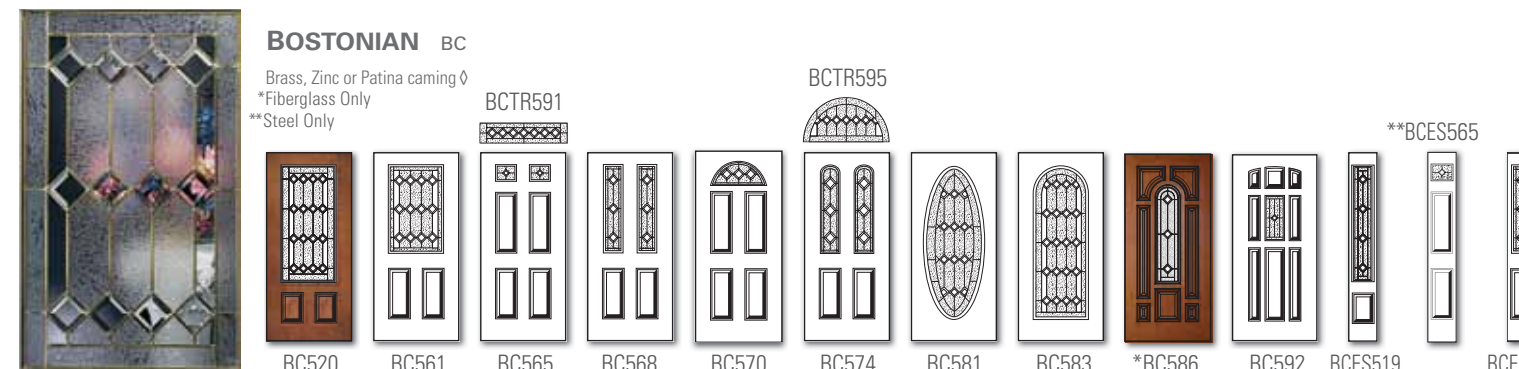


MCTR491 MCTR495 MCTR496 MCTR498SB MCTR499SB  
MC422 MC463 MC468 MC470 MC473 MC474 MC483 MCES468 MCS485

**NPTR99**  
NPC61 NPCES33 NPC70 NPC14 \*NPC91 \*\*NPC91



**BOSTONIAN BC**  
Brass, Zinc or Patina coming ◊  
\*Fiberglass Only  
\*\*Steel Only



BCTR591 BCTR595 BCTR596 BCTR599  
BC520 BC561 BC565 BC568 BC570 BC574 BC581 BC583 \*BC586 BC592 BCES519 BCES568 BCES574 BC573 BCS585 BC521

Levers meet all requirements of Americans w/ Disabilities Act (ADA)

**KEYPAD LOCKSETS** Plymouth/Flair Plymouth/Flair 605 only Plymouth/Plum  
Camelot/Georgian Camelot/NA 716 Camelot/Accent

**KEYPAD HANDLESETS** Plymouth Flair 605 only Camelot Georgian 609 + 716 only Plymouth Flair NA 609 Camelot Accent NA 609

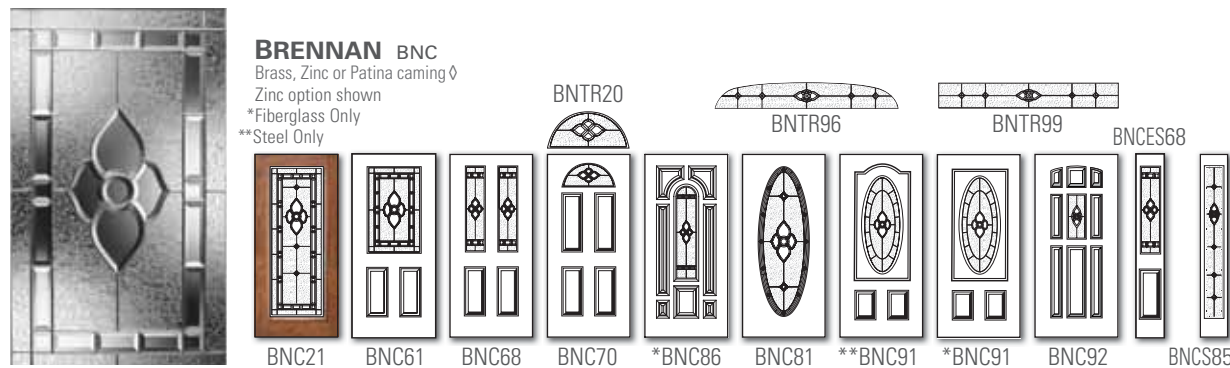
**KEYPAD DEADBOLTS** Plymouth Camelot

**THRESHOLD** Anodized Brass / Brown Satin Nickel / Black

**CAMING FINISHES** Patina Zinc Polished Brass

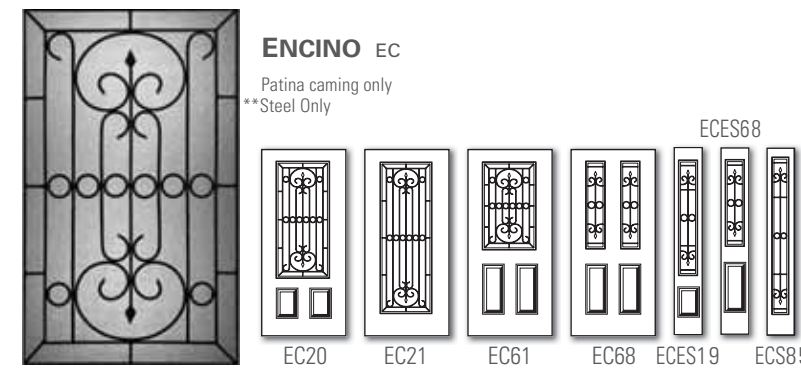
*Lifetime Limited Warranty*  
Lifetime Door Panel & 20/30 Year Decorative/Clear Glass Best in Industry

**BRENNAN BNC**  
Brass, Zinc or Patina coming ◊  
Zinc option shown  
\*Fiberglass Only  
\*\*Steel Only




BNTR20 BNTR96 BNTR99 BNCES68  
BNC21 BNC61 BNC68 BNC70 \*BNC86 BNC81 \*\*BNC91 \*BNC91 BNC92 BNC85

**ENCINO EC**  
Patina coming only  
\*\*Steel Only




EC20 EC21 EC61 EC68 ECES19 ECS85 ECES68

**NEW ORLEANS NOC**  
Transoms - NA



NOC621 NOC661 NOC668 NOC670 NOC673 NOC674 NOC681 NOC683 NOC692 NOCES668 NOCES674 NOCES685

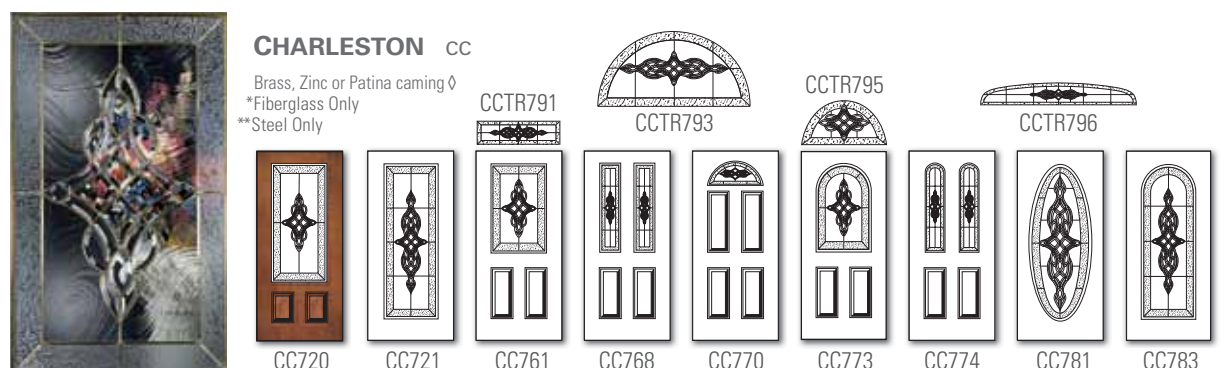
**LEXINGTON LC**  
3/8" V-Groove ground glass



LCTR391 LCTR395 LCTR396 LCTR399  
LC3122 LC3185 LC3125 LC3186 LC3163 LCES3168 LC3167 LCES3167 LC3164 LC3170 LC3168

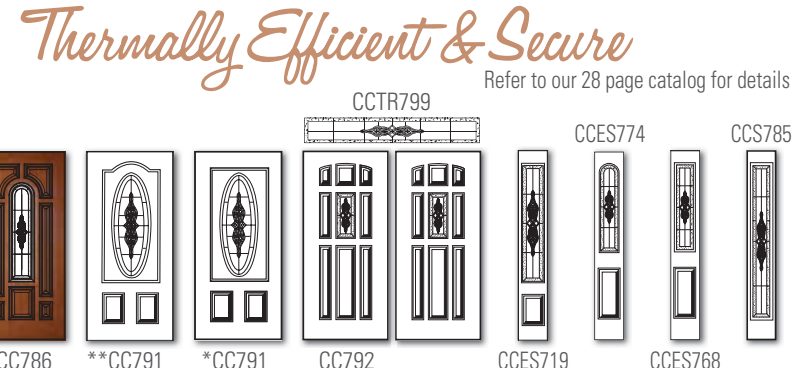
**Knocker** magnetic avail in 605  
**Peepsite** Knocker w/ Peep  
**Standard Heavy Duty Ball Bearing Hinges** Standard 605 Spring Loaded available  
**Kick Plate** Screw On

**CHARLESTON CC**  
Brass, Zinc or Patina coming ◊  
\*Fiberglass Only  
\*\*Steel Only



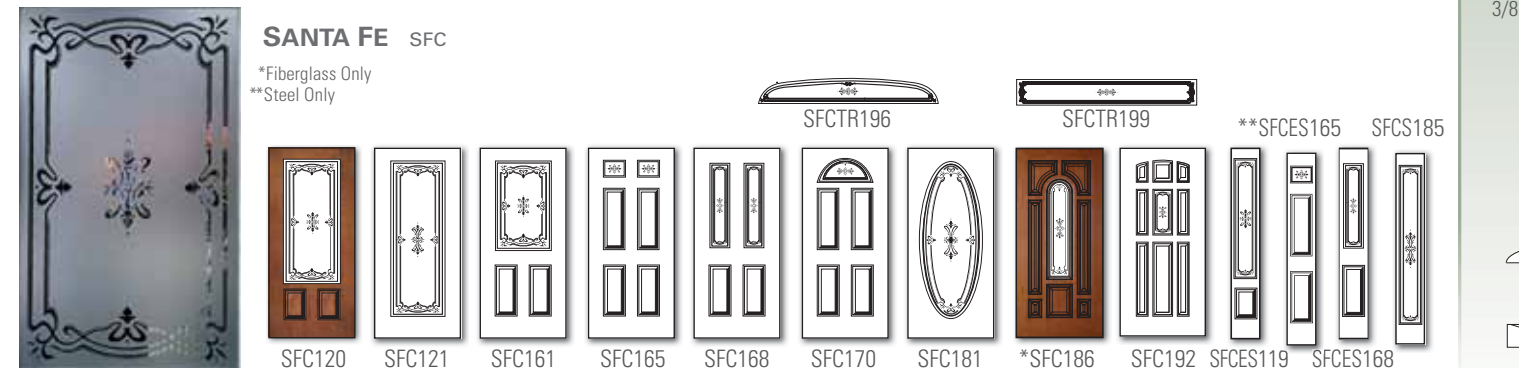
CCTR791 CCTR793 CCTR795 CCTR796 CCTR799  
CC720 CC721 CC761 CC768 CC770 CC773 CC774 CC781 CC783 \*CC786 \*\*CC791 \*CC791 CC792 CCES719 CCES768 CCES774 CCS785

**SANTA FE SFC**  
\*Fiberglass Only  
\*\*Steel Only



SFCTR196 SFCTR199 \*\*SFCES165 SFCES185  
SFC120 SFC121 SFC161 SFC165 SFC168 SFC170 SFC181 \*SFC186 SFC192 SFCES119 SFCES168

**AURORA ARC**  
Zinc coming only  
Transoms NA



ARC61 ARC68 ARC70 ARCES33 ARCS4

*Thermally Efficient & Secure*  
Refer to our 28 page catalog for details

◊ Zinc or Patina option - add 2 weeks to lead time