
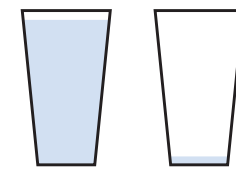


DESTINATION: household indoor water use

IN THE U.S. EACH PERSON USES AN AVERAGE OF 176 GALLONS OF WATER PER DAY



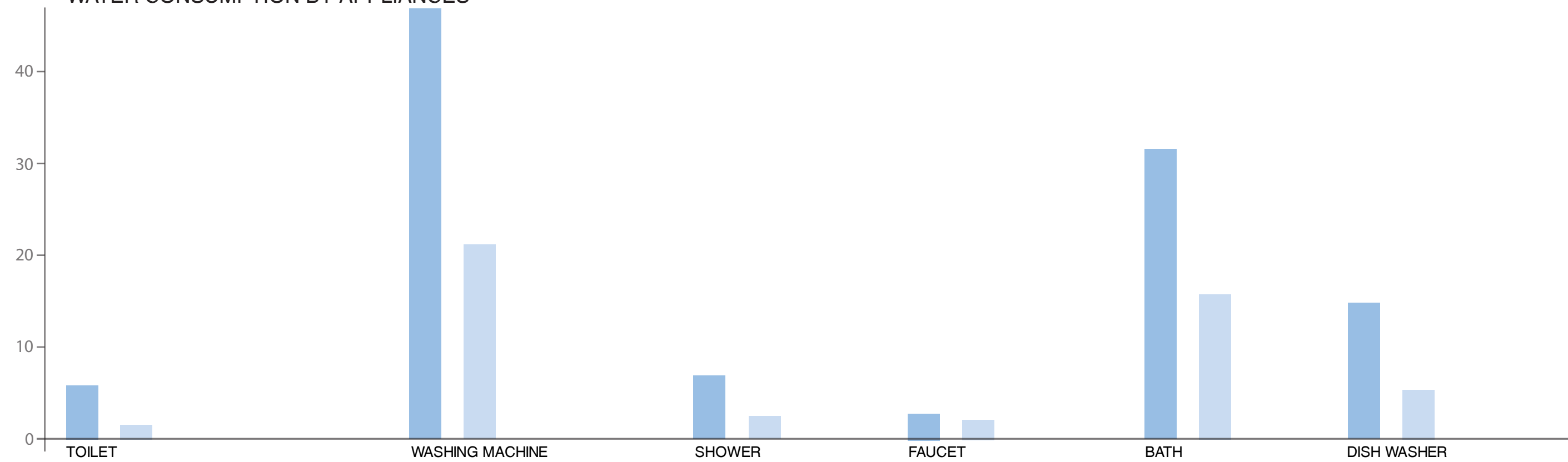
IN THE CITY OF RALEIGH EACH PERSON USES AN AVERAGE OF 106 GALLONS OF WATER PER DAY



WATER CONSUMPTION BY AVERAGE PERSON *



WATER CONSUMPTION BY APPLIANCES **



REGULAR FIXTURE
6 gallons per flush

WATER SAVING FIXTURE
1.6 gallons per flush



WATER CONSUMPTION BY AVERAGE PERSON
31.79%

25.83%

20%

18.7%

2.02%

1.67%

WATER CONSUMPTION BY AVERAGE PERSON USING WATER SAVING FIXTURE
23.3%

14.14%

12.86%

4.67%

1.01%

1.05%

PERCENT SAVED WITH WATER SAVING FIXTURE
73.33%

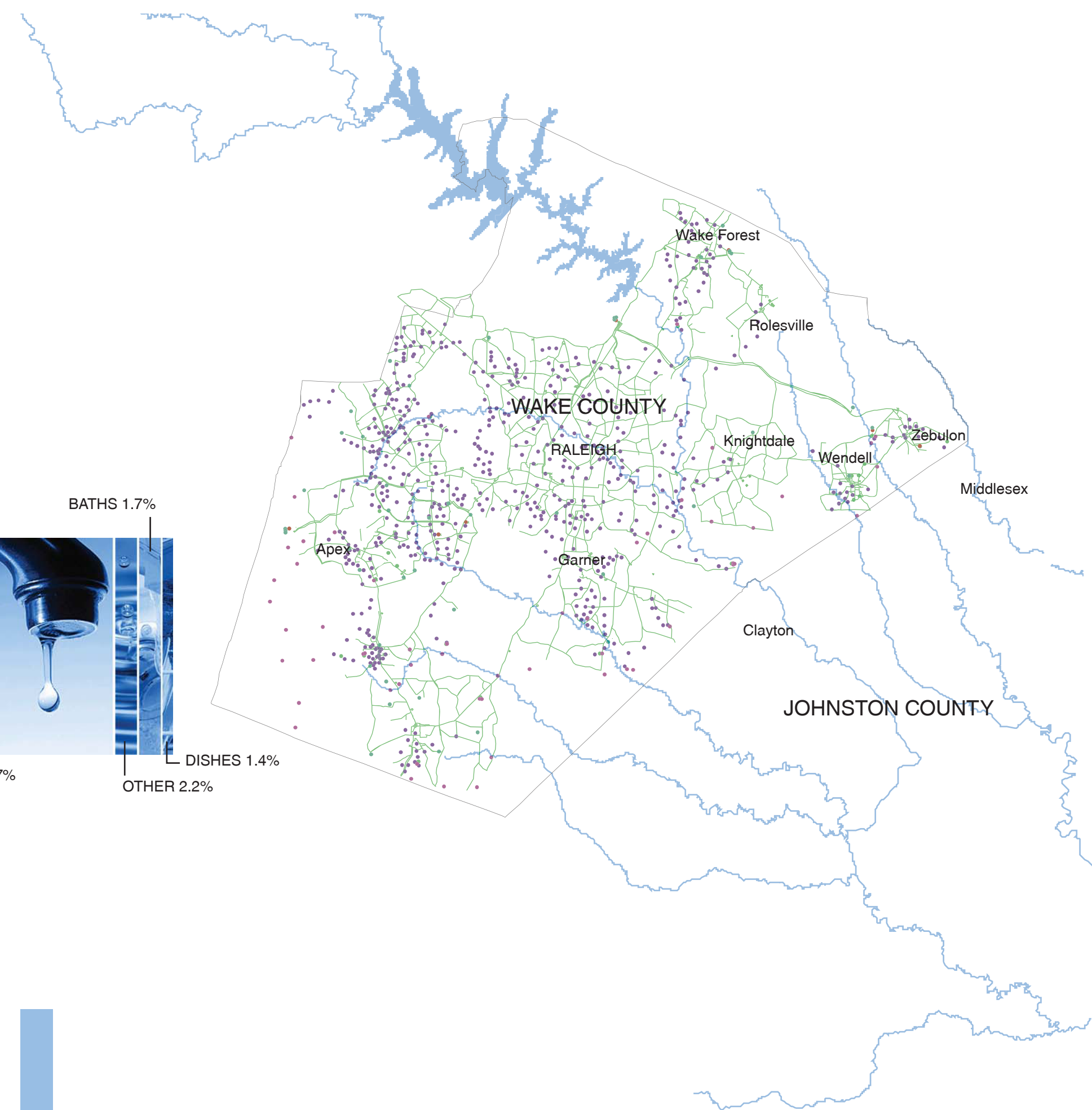
54.74%

64.29%

25%

50%

63.33%



**American Water Works Association: Water Use Statistics.* Drink Tap. Web. 12 May 2011. <<http://www.drinktap.org/consumerdnn/Default.aspx?tabid=85>>.

** "A Water Resource - Water Use Chart." Community Science Action Guides. Web. 1 Apr. 2011. <<http://www.fi.edu/guide/schutte/howmuch.html>>.