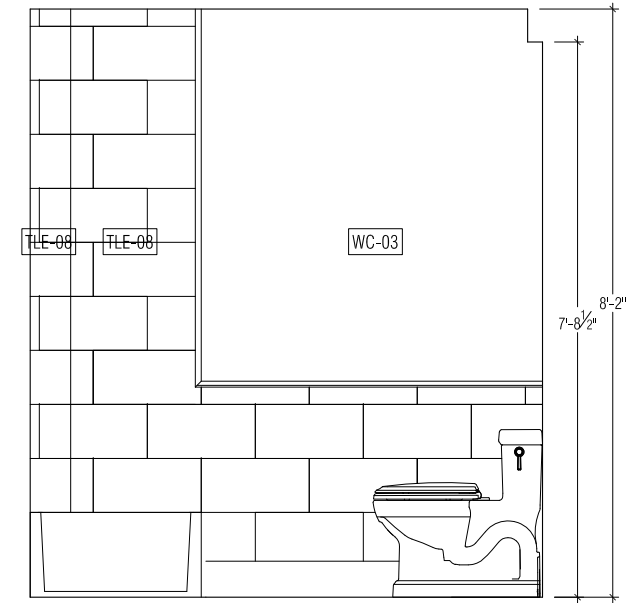
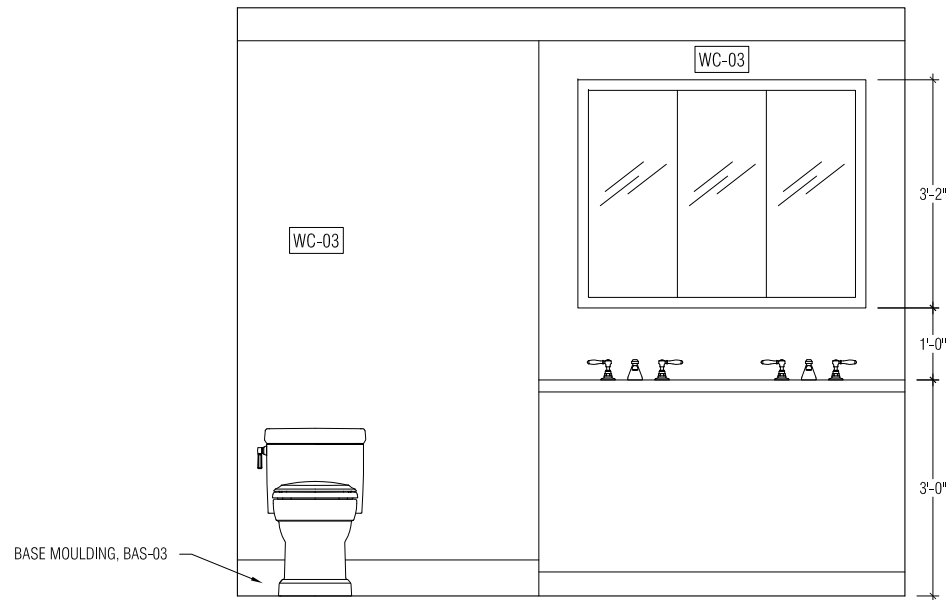


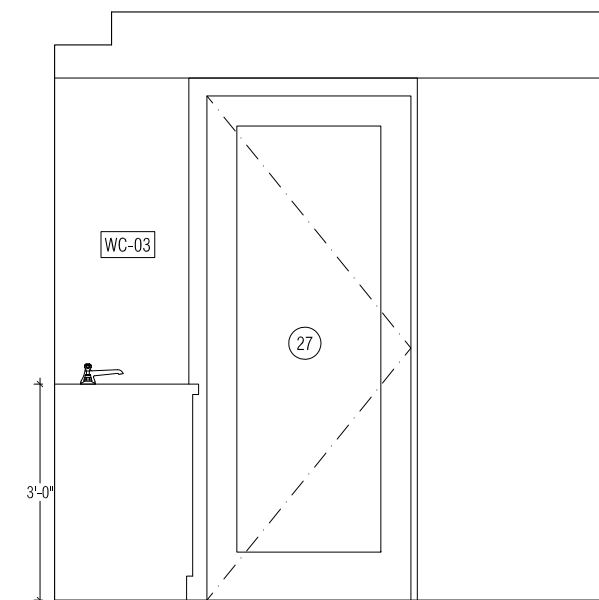
1 MASTER BATHROOM ELEVATION: RM #1110
SCALE: 3/8"=1'-0"



2 MASTER BATHROOM ELEVATION: RM #1110
SCALE: 3/8"=1'-0"



3 MASTER BATHROOM ELEVATION: RM #1110
SCALE: 3/8"=1'-0"



4 MASTER BATHROOM ELEVATION: RM #1110
SCALE: 3/8"=1'-0"

BASE

PROJECT	ADDRESS		DESIGN ARCHITECT		<table border="1"> <thead> <tr> <th colspan="3">ISSUE</th> <th colspan="3">REVISION</th> </tr> <tr> <th>NO.</th> <th>DATE</th> <th>DESCRIPTION</th> <th>NO.</th> <th>DATE</th> <th>DESCRIPTION</th> </tr> </thead> <tbody> <tr> <td> </td> <td> </td> <td> </td> <td> </td> <td> </td> <td> </td> </tr> <tr> <td> </td> <td> </td> <td> </td> <td> </td> <td> </td> <td> </td> </tr> <tr> <td> </td> <td> </td> <td> </td> <td> </td> <td> </td> <td> </td> </tr> </tbody> </table>	ISSUE			REVISION			NO.	DATE	DESCRIPTION	NO.	DATE	DESCRIPTION																			JOB: _____ SCALE: AS NOTED DRAWN BY: _____ DATE: _____ TITLE: INT. ELEVATIONS	SHEET NUMBER A-410.00 XX OF XX
ISSUE			REVISION																																		
NO.	DATE	DESCRIPTION	NO.	DATE	DESCRIPTION																																