


JOOT

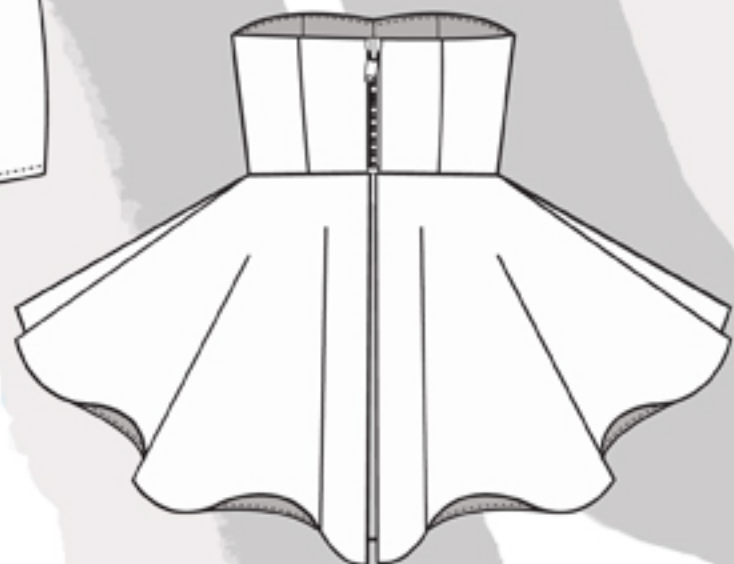

**PETAL
PUSHERS**

PROTITUDE

BUGE












BILLOW



SWELL



PUFF




POUT



BEETLE



CAVE



FABRIC SELECTION:

WOOL

MESH KNIT

POLYESTER DUCHESS SATIN

JERSEY KNIT

RIBBED KNIT