



In-Store Marketing Material Installation Guide


Freestanding Pallet Display (cont.)




E.) Insert one side of the header card tabs into the top two slots in a side piece.



F.) Pull down to secure the header in place. Repeat steps E & F with the other end of header into the second side piece.



G.) Repeat steps E & F with the second header card on the opposite side of the display.



H.) Finished display should resemble the picture shown above.