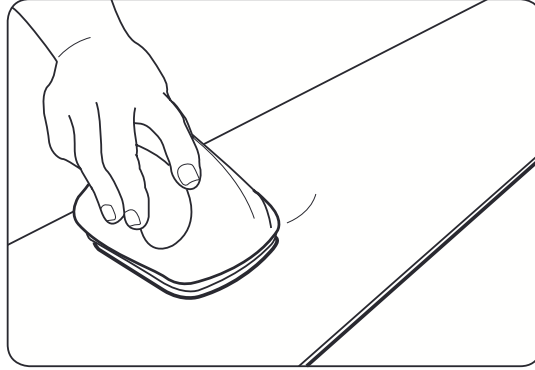
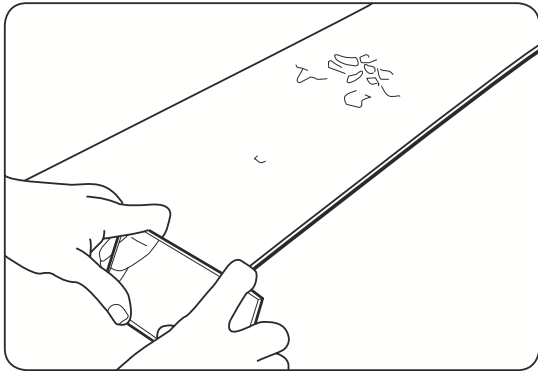


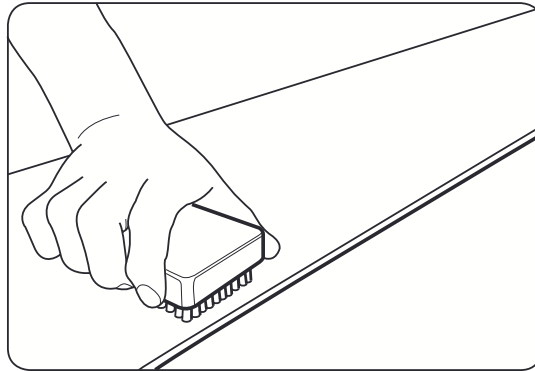
1. Push wax against hotplate to drip wax onto board/ski



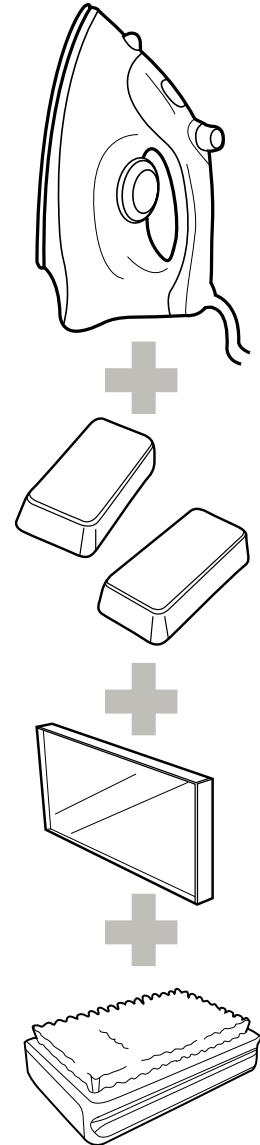
2. Smooth wax over board/ ski with iron. Let wax harden



3. Use scraper to scrape wax off board/ ski once hardened



4. Use brush to scrape excess wax off board/ ski. Hit the slopes!



## CURRENT TASK ANALYSIS

The task of waxing skis is currently more complicated and time consuming than it could be. There are too many tools. These tools (the iron, wax, scraper, and brush) should be combined into one compact easy-to-use tool that won't take up your whole ski bag or work station.