

# Appendix B - Questionnaire

This is a short survey based around energy use in the home environment. I am looking to re-design the process of monitoring home energy as well as trying to positively influence the use of energy. Please answer honestly and don't be intimidated by the questions. Its all helpful!

1. Who is your home energy provider?  
SCOTTISH HYDRO

2. How often do you check your energy usage?  
 Daily  
 Weekly  
 Monthly  
 Quarterly  
 Yearly  
 Never - wife checks.

3. How careful are you with energy use?  
 Not at all  
 Somewhat  
 Moderately  
 Careful  
 Very Careful

4. Have you ever used a smart energy meter in the home?  
NO

5. If no, would you ever consider using a smart energy meter to track energy use in your home?  
Yes - if it was simple

5. If no, would you ever consider using a smart energy meter to track energy use in your home?


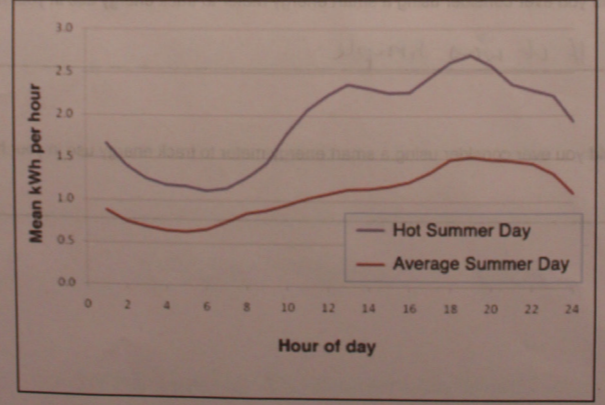
Now some fun questions!

6. What unit is your energy measured in?  
KW

7. In your own opinion ( or best guess ) , please list these appliances in order of which one uses the most energy. 1 = least amount of energy , 5 = Highest.


4 Television  
 5 Washing Machine  
 3 Kettle  
 2 4 Lamp  
 1 3 Microwave


8. Which do you find easier to understand?

9. Please circle the words you feel best describe the device below.

<input checked="" type="checkbox"/> Simple	Future	Confusing	Robust	<i>Simpler to read than meter</i>
<input checked="" type="checkbox"/> Clean	Complicated	Functional	Cheap	
Inviting	Ugly	<input checked="" type="checkbox"/> Useful	Sylish	
Efficient	Useless	Environment	<input checked="" type="checkbox"/> Portable	
Green	Helpful	Emissions	Other:	



10. Looking at this component, what do you think it does?  

 Button on top.  
 ↳ Put round wire (after prompt).

11. Do you feel a system like this would mske you more likely to keep track of your energy use?  
 Large display and consumption only - would tend to use it

12. If you had a system at home to monitor energy, what information would you ideally want it to provide?  
 weekly use - graphically progressive.  
 maybe daily - Graphic Display.

Thank you very much for your time!

## Questionnaire

Many of the questionnaires came back similar. They were all conducted face to face so that if they had any questions, I could answer them. The result highlighted at the top was used to determine some of the energy providers listed on the device as well as gauging how careful the users were with their energy.

Overall I felt the questionnaire was a really quick and easy way to get the information I needed to focus my design. Information such as which graphical representation was most effective and what information the users would find most useful on their device.