

Island  
Focussing  
Segregation  
Collaboration  
are

# MOBILINK

open plan panel system

space



## Introduction

Mobilink is a fully flexible open plan system which was designed with many varied considerations. It typifies what is currently known as the universal pole concept whereby the single pole can be fully utilized in various configurations. The universal pole can be used as an end pole, 2-way, 3-way and 4-way pole, typically applied in a monolithic and tiled open plan system. Inventory is greatly minimized.

The wire management system of Mobilink forms the very foundation of this open plan system. The vertical trunking leads the cabling up to the horizontal raceway and power and data cables are then distributed. The wire management capability is generous and allows for large volume of cabling to pass through efficiently. The horizontal raceway can also be sited in 3 positions, namely at ground level, above desktop level as well as the increasingly more popular third position, which is directly below the desktop level.

Mobilink consists of slide in elements such as the horizontal raceway as well as the tile pads which are available in different finishes. The tile pads can be upholstered in fabric, glaze panels in polycarbonate, acrylic, glass, laminated finished boards to even veneer clad tiles. Magnetic whiteboards can also be incorporated into the overall workstation.



ASNI/BIFMA X5.6 - 2003  
"Panel System - Tests"

**Mobilink – complete open plan system**



# General Staff

90 degree workstations



CPU Holder



Ergonomic Keyboard Tray



Suspended Trays

## Focusing

This 90 degree workstation occupies only 3.24 sqm of space. In an office layout when lack of space is an issue, this compact workstation has all the necessary features to complete it.



Magnetic White Board

Accessory Rail

Glaze Panel

Vertical Trunking

Rounded Profile Corners

# General Staff

90 degree u-shaped workstation



# Island

Ergonomics is clearly what this configuration is all about. Equipped with an open shelf and a swing door cabinet, storage is only an arms length away. The ergonomical curve worktop allows the user to move in close to the computer screen. Working space to the left and right are ample.





# Call Centre

free standing wall panels



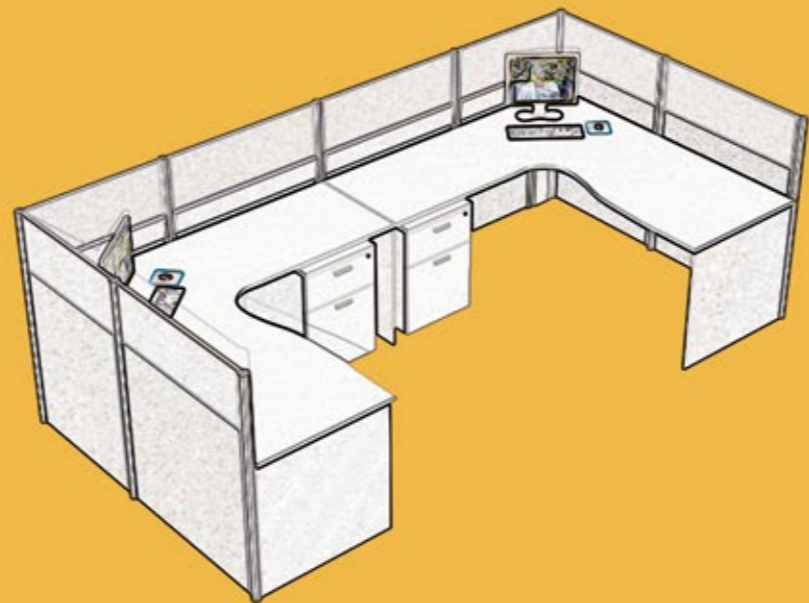
## Segregation

The **Standalone wall panel** is effective in providing docking stations where electrical and voice cabling can be housed. The free standing walls are ideal for suspending trays and storage shelves off.



# Cluster of 2

90 degree workstations



## Collaboration



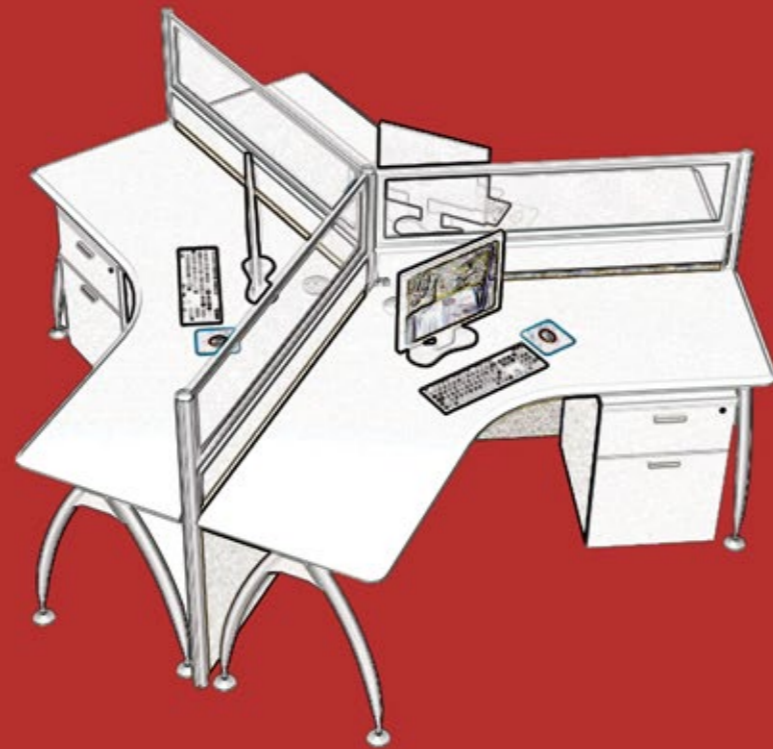
This **Cluster of 2 workstations** occupies a total combined space of 5.12 sqm. Front panels have a clear see-through glass panel which brightens up the workstation. Magnetic white board tile pads are included on the side of workstation to scribble little notes.





# Cluster of 3

120 degree workstations



# Call Centre



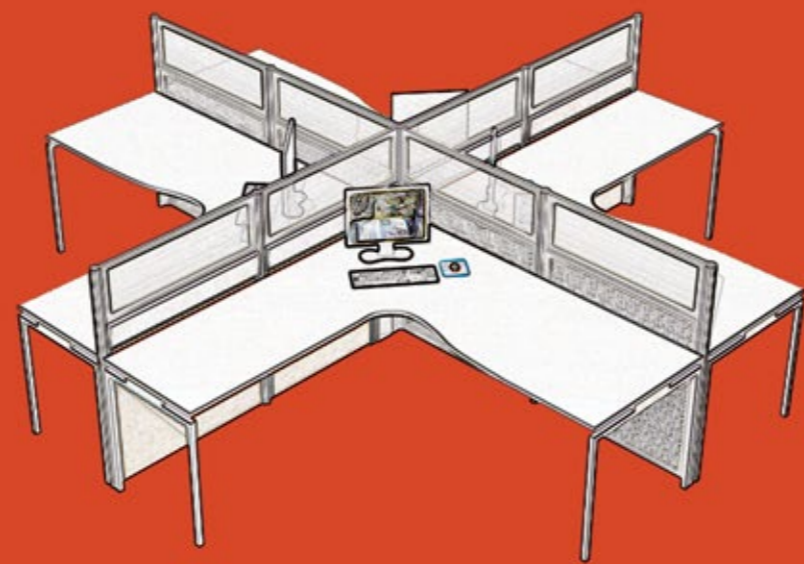
## 120° Worksurface

- Creates higher workstation densities
- Organic shape top provides large working space
- Creates a less structure design environment for the office



# Cluster of 4

90 degree workstations



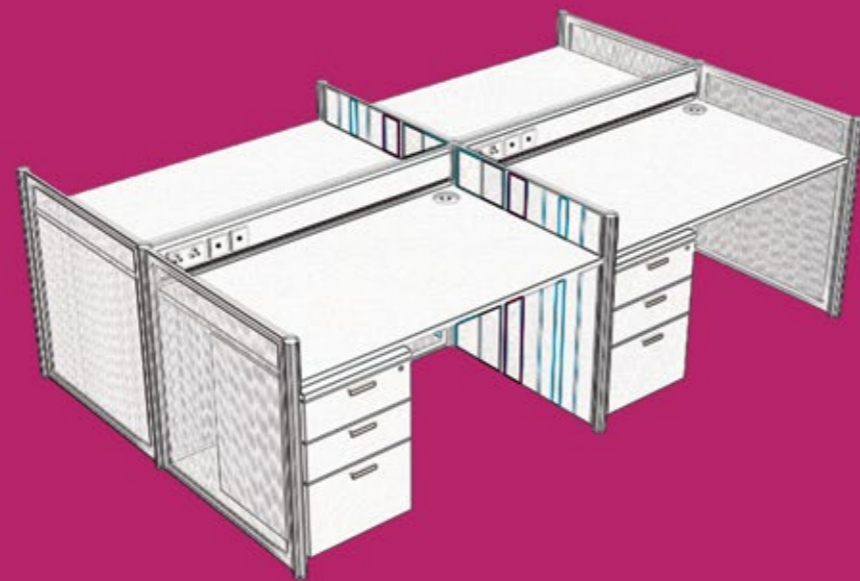
This cluster of 4 workstations has a light weight feel because the bottom tile pads are finished in perforated metal sheet and with a semi-translucent polycarbonate screen above the table top. A splash of orange colour is introduced along the spine where all cabling works are managed.

## Sharing



# Hot Desking

linear bench style workstations



## BENCH Workstations

The **workbench** consists of components that can be easily configured and reconfigured. This makes it ideal for large-scale layouts and continuous expansion in the workplace. The panel height in this configuration is 900mm and has the raceway conveniently located at the top.



# Hot Desking

bench style 1.2m height workstations



# Sharing

Office workspace that requires a compact concentration of workstations will normally employ the minimal yet functional workbench. The clear definition of space and organized layout makes it ideal for group clustering.





# Hot Desking



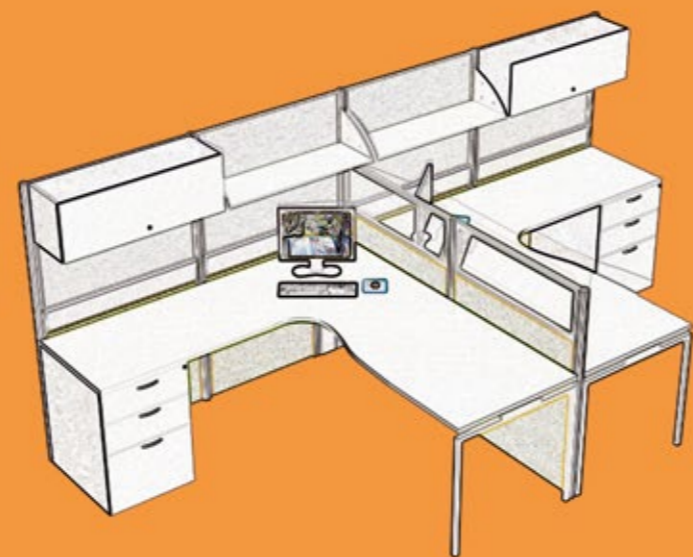
# Team Work

The clusters of workstation have an accessory file pad above the table top to suspend the monitor screen. This is space saving and enables the user to work freely. An ergonomic CPU Holder is attached to house the CPU to keep clean lines throughout the office workplace.



# Hi-Lo Sharing Workstations

1.2m + 1.6m height workstations



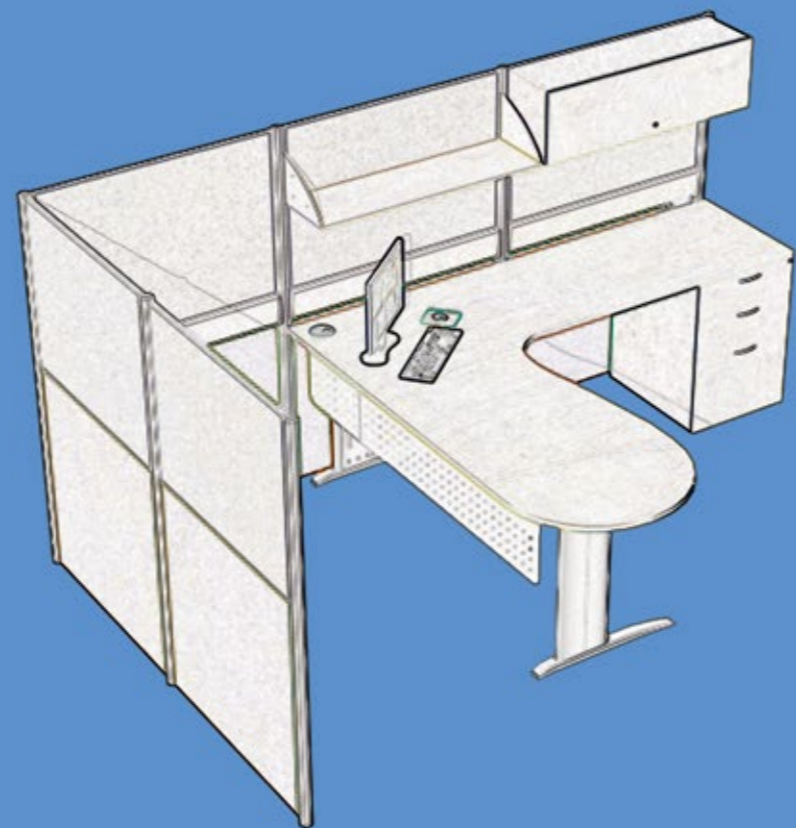
## Sharing

The **Hi-Lo combination** shown in this configuration provides the perfect combination. Its low panels provide interaction and sharing of information between colleagues whilst its high panels allow storage elements to be suspended off.





# Executive Workstation

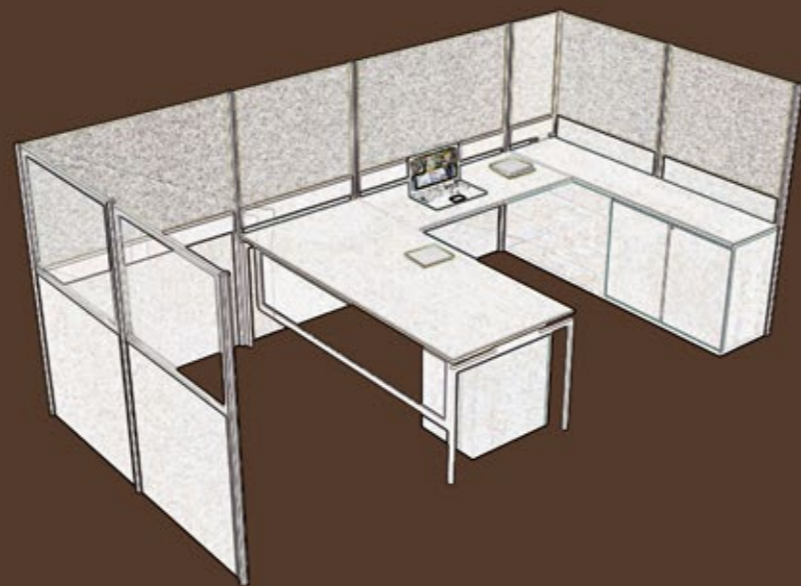


## Executive

Having your own personal space within the office is priceless. With sufficient storage capacity, you are self-contained in this executive workstation using 1.6m high panels to carve out that much envied personal space.



# Manager Set



# Manager Room

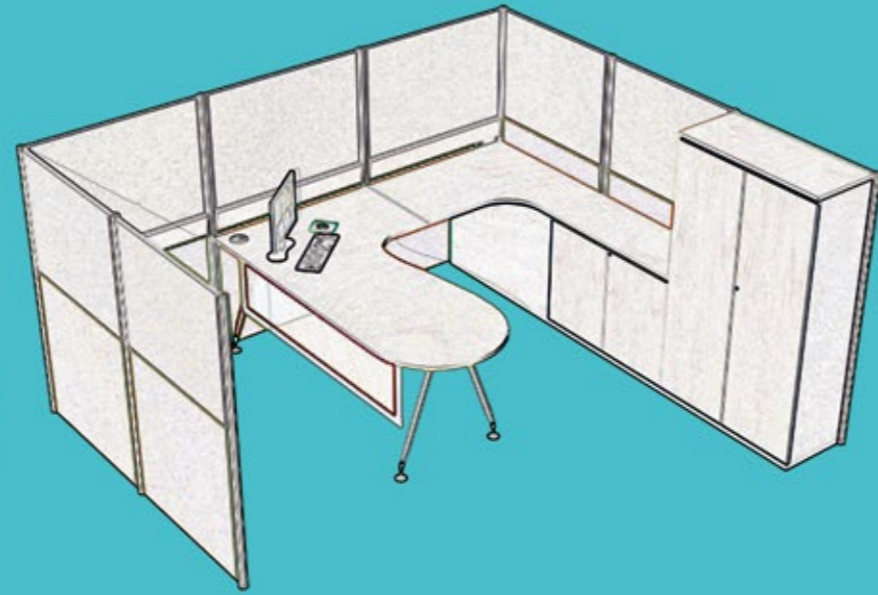
The linear lines set up in this manager workstation accentuate the clean lines. Simple but effective, this 8 sqm space is transferred into a very personalized space with sufficient storage elements.





# Supervisor Workstation

1.6m height workstation



All supervisors require a balance between communication with colleagues whilst maintaining privacy. The high panels provide the necessary privacy. The Elena leg structure provides a modern feel to the workstation.

## SUPERVISION

# Team Leader



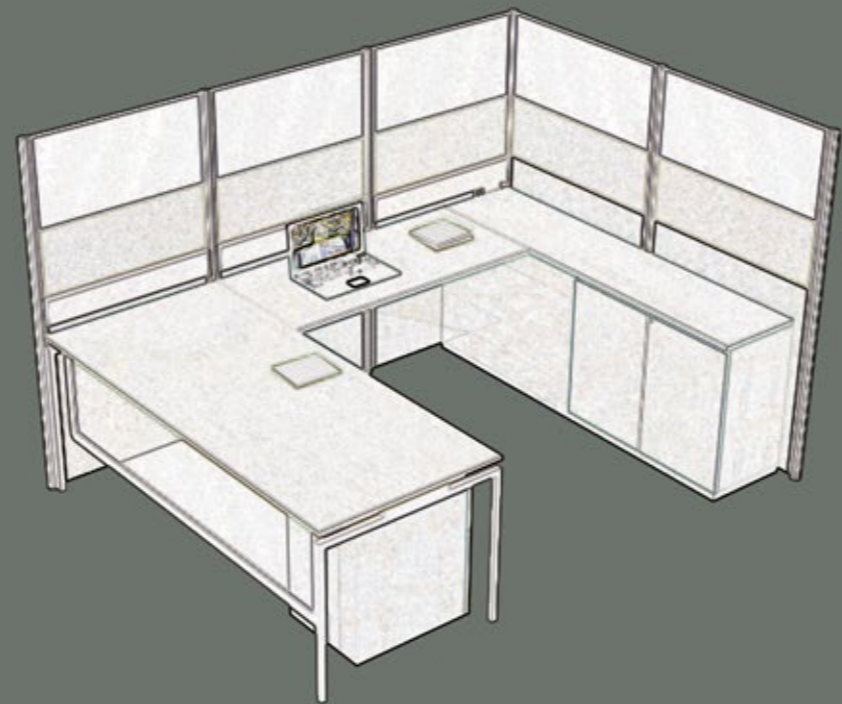
# Personal Space

The need to manage power and data cabling effectively within the workstation is essential in every office. The raceway is conveniently located just below the desk top level so that there are no messy wires on the table top.





# Executive Workstation



**MOBILINK Executive workstations** apply the concept of an enclosed office within the open plan office environment. Mobilink's range of space and time saving accessories can be added on at any time.



Hanging Shelf Cabinet



Flipper Door Cabinet

## Standard Panel Heights

W. Raceway (Height: 135mm)

1. Bottom Tile Pad (Height: 765mm) Exclude Raceway

2. Top Tile Pad (Height: 300mm)

3. Top Tile Pad (Height: 450mm)

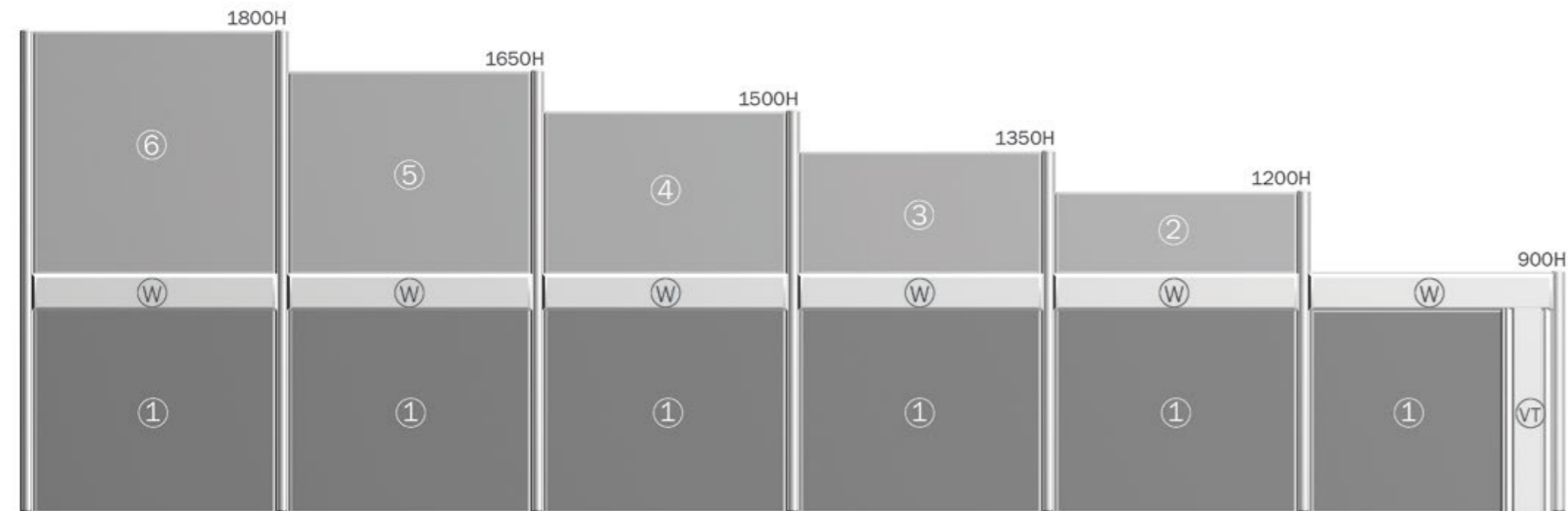
4. Top Tile Pad (Height: 600mm)

5. Top Tile Pad (Height: 750mm)

6. Top Tile Pad (Height: 900mm)

## Standard Panel Widths

450mm / 600mm / 750mm / 900mm / 1000mm / 1200mm



## Types of Finishes



1. Fabric Upholstery

2. Glass

3. Polycarbonate

4. Perforated Metal

5. Laminate

6. Accessory Rail





[www.o-planner.com](http://www.o-planner.com)

