GENERAL NOTES (ALL WAYFINDING)

A. FIELD VERIFY ALL DIMENSIONS PRIOR TO FABRICATION OF SIGNAGE.
B. FIELD VERIFY MOUNTING CONDITIONS AND REQUIREMENTS PRIOR TO DETAILING AND FABRICATION.
C. PROVIDE COMPLETE SET OF SHOP DRAWINGS FOR REVIEW PRIOR TO FABRICATION.
D. REFERENCE WAYFINDING PLANS AND INTERIOR ELEVATIONS FOR ADDITIONAL INFORMATION ON LOCATIONS OF SIGNAGE.
E. PROVIDE EVEN INTERNAL ILLUMINATION AT ALL SIGNAGE W/ INTERNAL LIGHT FIXTURES. PROVIDE "WARM" TEMPERATURE LAMPS NOT TO EXCEED 3000° K.
F. WAYFINDING ITEMS OWNER FURNISHED AND OWNER INSTALLED:
- STANDARD POSTER CASES
- BUS STOP POSTER CASES
- MINI MARQUEES SIGN UNIT (WALL RECESS BY G.C.)
- BOX OFFICE LCD BOARDS (PLASMA SCREEN TIMES AND TITLES)

G. ALL BRAILLE ON SIGNAGE SHALL COMPLY WITH ADA GUIDELINES FOR ACCESSIBLE DESIGN (28 CFR PART 36) 1994 EDITION, CHAPTER 7, SECTIONS 703.3 BRAILLE; 703.1.1 DIMENSIONS, 703.3.2 POSITION, 703.4 INSTALLATION HEIGHT AND LOCATION AND SECTION A4.30.4 SIGNAGE, PAGE 577.
H. POWER FEEDERS AND CONDUIT ARE NOT THE RESPONSIBILITY OF THE SIGNAGE CONTRACTOR. FINAL CONNECTION TO BUILDING POWER OF ALL AMC ILLUMINATED INTERIOR & EXTERIOR SIGNAGE IS TO BE MADE BY A STATE LICENSED ELECTRICIAN (BY G.C.)

FONT NOTES

A. ALL WAYFINDING LETTER COPY FONTS SHALL BE: FUTURA MD BT - MEDIUM UNLESS NOTED OTHERWISE.

SIGNAGE FINISH SCHEDULE

MARK	COLOR	MFGR	NUMBER
PAINT FINISH COLORS:			
P-1	GOLD METALLIC	MATTHEWS	#20509
P-2	LIGHT TAUPE	MATTHEWS	#20060
P-3	LIGHT BRONZE	MATTHEWS	#20146
P-4	SAND METALLIC	MATTHEWS	#20358
P-5	SANDLE WOOD	MATTHEWS	#20051
P-6	BRONZE	MATTHEWS	#20156
P-7	WHITE	MATTHEWS	#N202
P-8	BLACK MATTE	MATTHEWS	#N923
P-9	PMS 186C 'RED'	MATTHEWS	#225
P-10	LADYBUG RED	BENJAMIN MOORE	#1322
P-11	PMS 187C 'RED'	MATTHEWS	--
P-12	CLEAR	MATTHEWS	#4228
P-13	NOT USED	--	--
P-14	BRUSHED ALUMINUM	MATTHEWS	#41342
LED COLORS:			
L-1	WARM WHITE	TETRA MINIMAX	GEWWMMS5
L-2	RED	TETRA MINIMAX	GERDMMS5
VINYL FINISH COLORS:			
V-1	WHITE TRANSLUCENT	3M	#3630-20
V-2	DIFFUSER FILM 30% TRANSMISSION	3M	#3635-30
V-3	DIFFUSER FILM 60% TRANSMISSION	3M	#3635-70
V-4	FROSTED CRYSTAL	GERBER	#210-324
V-5	TRANSPARENT VINYL PAINT (P-4)	GERBER	#210-114
V-6	BLACK	GERBER	#220-12
V-7	WHITE	GERBER	#220-10
V-8	DUSTED CRYSTAL	GERBER	#210-314
V-9	SILVER METALIC	GERBER	#220-120
V-10	GOLD METALLIC	3M	#3650-241
V-11	TRANSLUCENT SCARLET RED	GERBER	#230-83
V-12	CARDINAL RED	GERBER	#220-53
V-13	CHROME YELLOW	GERBER	#220-145
V-14	LIGHT ORANGE	GERBER	#220-54
ACRYLIC FINISH COLORS:			
A-1	CLEAR	--	--
A-2	CLEAR (NON-GLARE)	--	--
A-3	MILK WHITE	ACRYLITE	2447
A-4	RED	ACRYLITE	#278-0
A-5	WHITE	ACRYLITE	7328

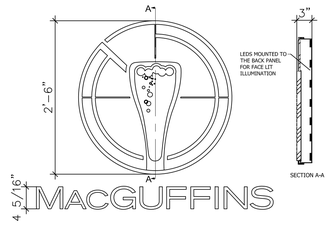

NOTES:
1) LETTERS ARE 1/2" SINTRA PAINTED P-14 MP#41342
2) LOGO IS A FACE LIT CAN; BASIC ALUMINUM CAN CONSTRUCTION WITH PUSH THRU AND DURATRANS GRAPHIC APPLIED TO FACE WITH 1" TRIM CAP

ELECTRICAL NOTES:
3) CAN TO BE ILLUMINATED WITH LEDS, POWER SUPPLY MOUNTED TO THE BACK OF THE BACK PANEL
4) G.C. TO LOCATE JBOX IN WALL WITHIN 3' OF SIGN
5) G.C. TO PROVIDE 120V, 5 AMP SERVICE
6) G.C. TO MAKE FINAL ELECTRICAL CONNECTION

MACGUFFINS SIGNAGE — 4
SCALE: 1"=1'-0"

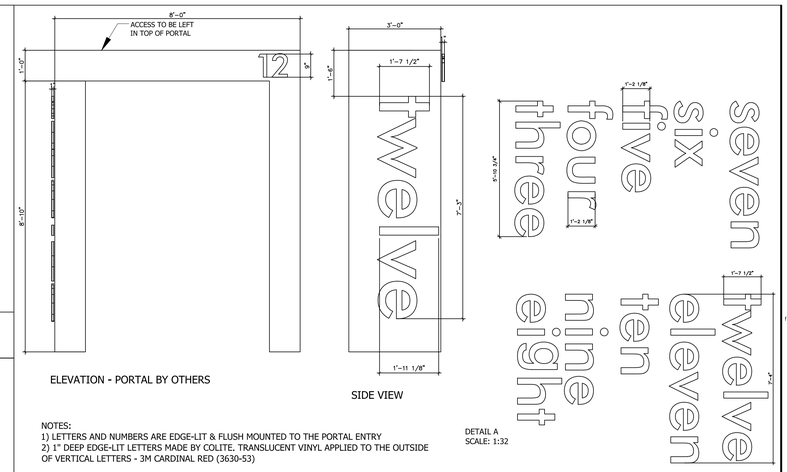

ELEVATION - PORTAL BY OTHERS

SIDE VIEW

NOTES:
1) LETTERS AND NUMBERS ARE EDGE-LIT & FLUSH MOUNTED TO THE PORTAL ENTRY
2) 1" DEEP EDGE-LIT LETTERS MADE BY COLITE. TRANSLUCENT VINYL APPLIED TO THE OUTSIDE OF VERTICAL LETTERS - 3M CARDINAL RED (3630-53)

ELECTRICAL NOTES:
1) LED POWER SUPPLY IS TO BE MOUNTED IN UPPER PORTION OF PORTAL
2) POWER FOR EACH LETTER IS TO BE INDIVIDUALLY RUN THROUGH THE WALL TO THE MEAN WELL POWER SUPPLY
4) WARM WHITE ILLUMINATION MUST MATCH 3200K
5) GC TO PROVIDE 120V, 5 AMP POWER AT PORTAL FOR CONNECTION TO LED POWER SUPPLY
6) GC TO MAKE FINAL ELECTRICAL CONNECTION

DETAIL A
SCALE: 1:32

3 4 5 6 7
8 9 10 11 12

DETAIL B
SCALE: 1:32

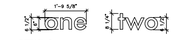

DETAIL C
SCALE: 1:32

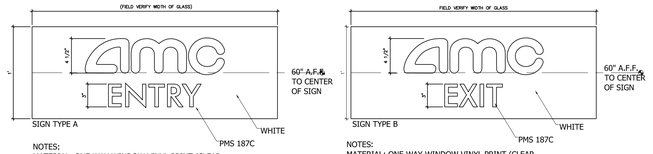

NOTES:
MATERIAL: ONE WAY WINDOW VINYL PRINT (CLEAR FOCUS IMAGEVUE BY REGAL GRAPHICS)
CAP HT: 'T' IS 3", MOUNTS: SECOND SURFACE OF DOOR FROM THE INSIDE, TEXT READS CORRECTLY FROM THE OUTSIDE LOOKING IN.

NOTES:
MATERIAL: ONE WAY WINDOW VINYL PRINT (CLEAR FOCUS IMAGEVUE BY REGAL GRAPHICS)
CAP HT: 'T' IS 3", MOUNTS: FIRST SURFACE OF DOOR FROM THE INSIDE, TEXT READS CORRECTLY FROM THE INSIDE LOOKING OUT.

ENTRY DOOR VINYL — 5
SCALE: 1 1/2"=1'-0"

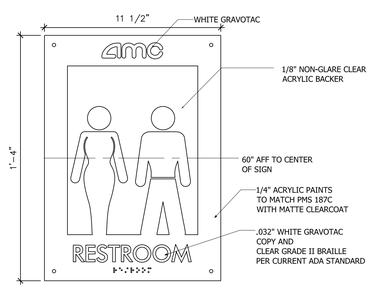

UNISEX RESTROOM — 8
SCALE: 3"=1'-0"

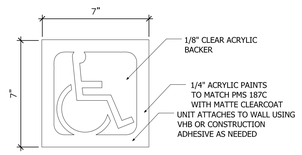

INSTALLATION NOTES:
1) INSTALLS AT EACH ACCESSIBLE BUILDING ENTRANCE AND ACCESSIBLE WATER CLOSET COMPARTMENT
2) USE #468 MP VHB TAPE TO APPLY TO DOOR
3) UNIT HANGS 60" A.F.F. TO CENTER OF SIGN AND 4" OFF OF DOOR JAM EXCEPT AT WATER CLOSET WHERE IT IS 60" A.F.F. AND CENTERED ON DOOR

ACCESSIBILITY PLAQUE — 6
SCALE: 3"=1'-0"

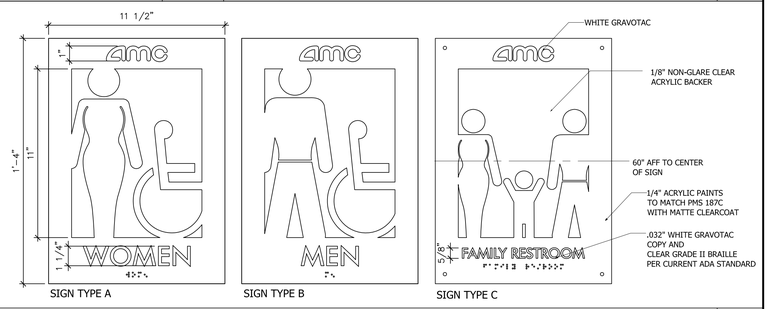

SIGN TYPE A — SIGN TYPE B — SIGN TYPE C

RESTROOM ADA PLAQUES — 2
SCALE: 3"=1'-0"



NOTES:

1) 1/8" NON-GLARE CLEAR ACRYLIC PLAQUE
2) APPLY PRINTED 3M CONTROL-TAC GRAPHIC TO SECOND SURFACE

INSTALLATION NOTES:

1) ATTACHED TO WALL 2" ABOVE DYSON HAND DRYER USING VHB TAPE AND CONSTRUCTION ADHESIVE AS NEEDED

HAND DRYER PLAQUE — 9
SCALE: 3"=1'-0"

NOTES:
1) COPY IS V-4 FROSTED CRYSTAL

2) MOUNT HORIZONTALLY CENTERED ON BACK AUDITORIUM EXIT VESTIBULE AS NOTED

3) MOUNT 60" A.F.F. TO REGISTRATION LINE OF COPY AS SHOWN AND CENTERED FROM LEFT TO RIGHT ON DOOR

EMERGENCY EXIT VINYL — 7
SCALE: 3"=1'-0"

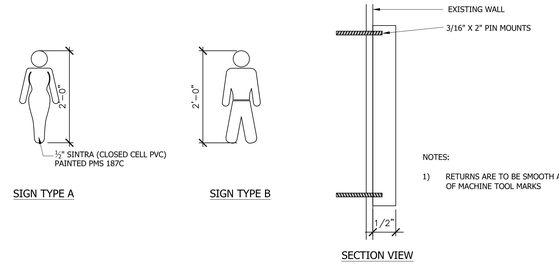

NOTES:

1) RETURNS ARE TO BE SMOOTH AND FREE OF MACHINE TOOL MARKS

RESTROOM SYMBOLS — 3
SCALE: 3/4"=1'-0"

SIGNAGE SUPPLIED BY OWNER

PLOT INFO:

fitch

engineers
scientists
architects
constructors

fishbeck, thompson, carr & huber, inc.

North Point 12

4500 North Point Circle
Alpharetta, Georgia 30022

amc THEATRES

8/27/2012 BIDS AND PERMITS

Drawn By DI
Designer
Reviewer
Manager

Hard copy is intended to be 30"x42" when plotted. Scale(s) indicated and graphic quality may not be accurate for any other size.

PROJECT NO.
G120176CD

SHEET NO.
WF202

©Copyright 2011
All Rights Reserved