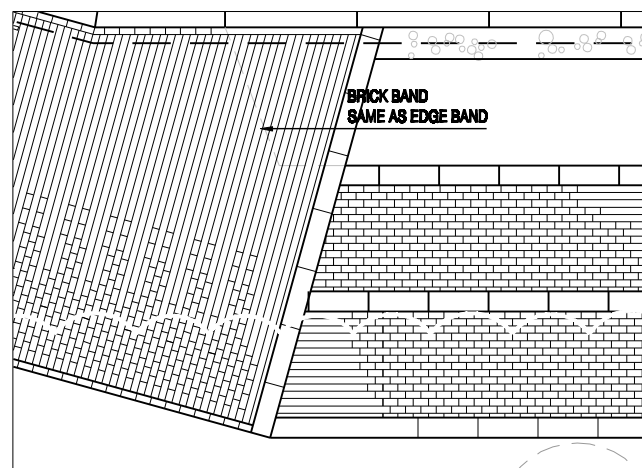
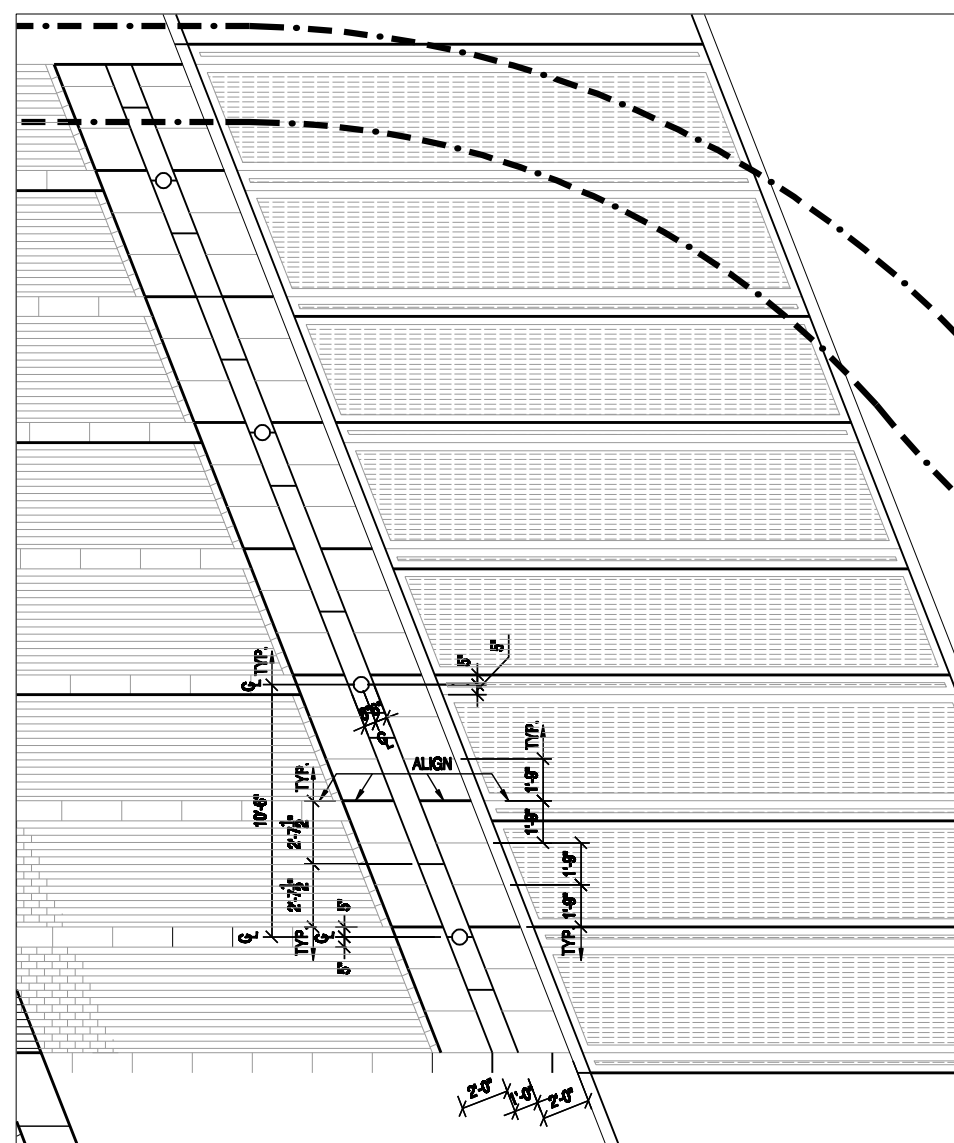


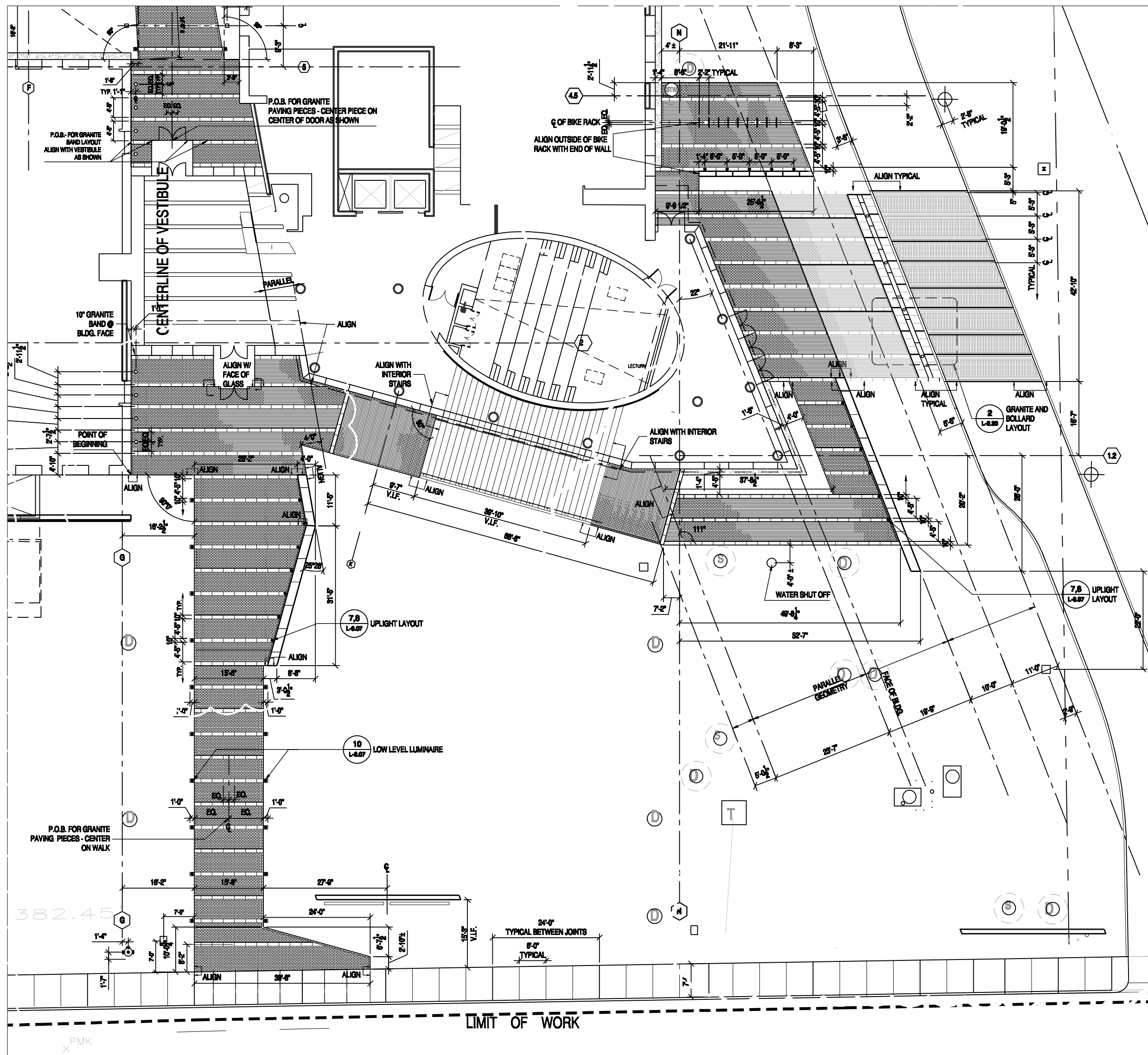
4 PAVING ENLARGEMENT  
1/4" = 1'-0"



3 PAVING ENLARGEMENT  
1/4" = 1'-0"



2 GRANITE PAVING AT BOLLARDS LAYOUT  
1/4" = 1'-0"



1 LAYOUT OF FRONT ENTRY AND EAST SIDE  
1" = 10'-0"

PLANNING  
LANDSCAPE  
**PAYETTE**  
ARCHITECTURE  
**ASSOCIATES**  
INTERIORS  
GRAPHICS

Architect:  
Payette Associates Inc.  
285 Summer St.  
Boston, MA 02210  
Tel: (617)-855-1000  
Fax: (617)-855-1002  
www.payette.com

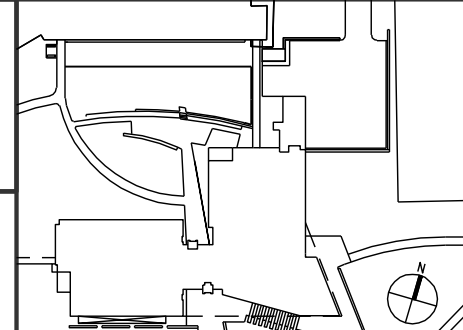
Landscape Architect:  
Soto Design

M/E/P/TP Engineers  
Fuchs + Rutz, Inc.


Structural Engineers  
Bollinger Associates, Inc. (Cambridge, MA)

Civil Engineers  
Bollinger Associates, Inc. (New York, NY)

Drawn By:  
Checked By:  
Approved By:



Number	Date	Description
7	5/16/07	BOLLARD #27
6	3/27/07	SITE RE-DESIGN ADDENDUM #2
5	09/05/06	SITE REVISIONS PROPOSED
4	12/2/05	BOLLARD #16 - UPDATED CONSTRUCTION SET
3	09/23/05	Site - B&S - IMPROVED LAYOUT
2	06/22/05	CONSTRUCTION SET
1	12/17/04	UPDATED CONSTRUCTION DOCUMENTS

  
**Albert Einstein College of Medicine**  
of Yeshiva University  
Michael F. Price Center for Genetics and Translational Medicine  
and  
Harold and Muriel Block Research Pavilion  
1000 Mount Pleasant Avenue, Bronx, New York 10461  
(718) 488-8800 ext  
(718) 488-8849 fax

LANDSCAPE  
ENTRANCE LAYOUT PLAN

Drawing Scale  
AS SHOWN

Project Number  
4071.00

**L2.20**

Date Issued  
10/29/04

©COPYRIGHT 2004, PAYETTE ASSOCIATES INC.

REVISION: NONE  
LAST PLOT DATE: 11/07/05  
LAST PLOT TIME: 09:46:53