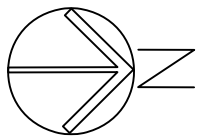


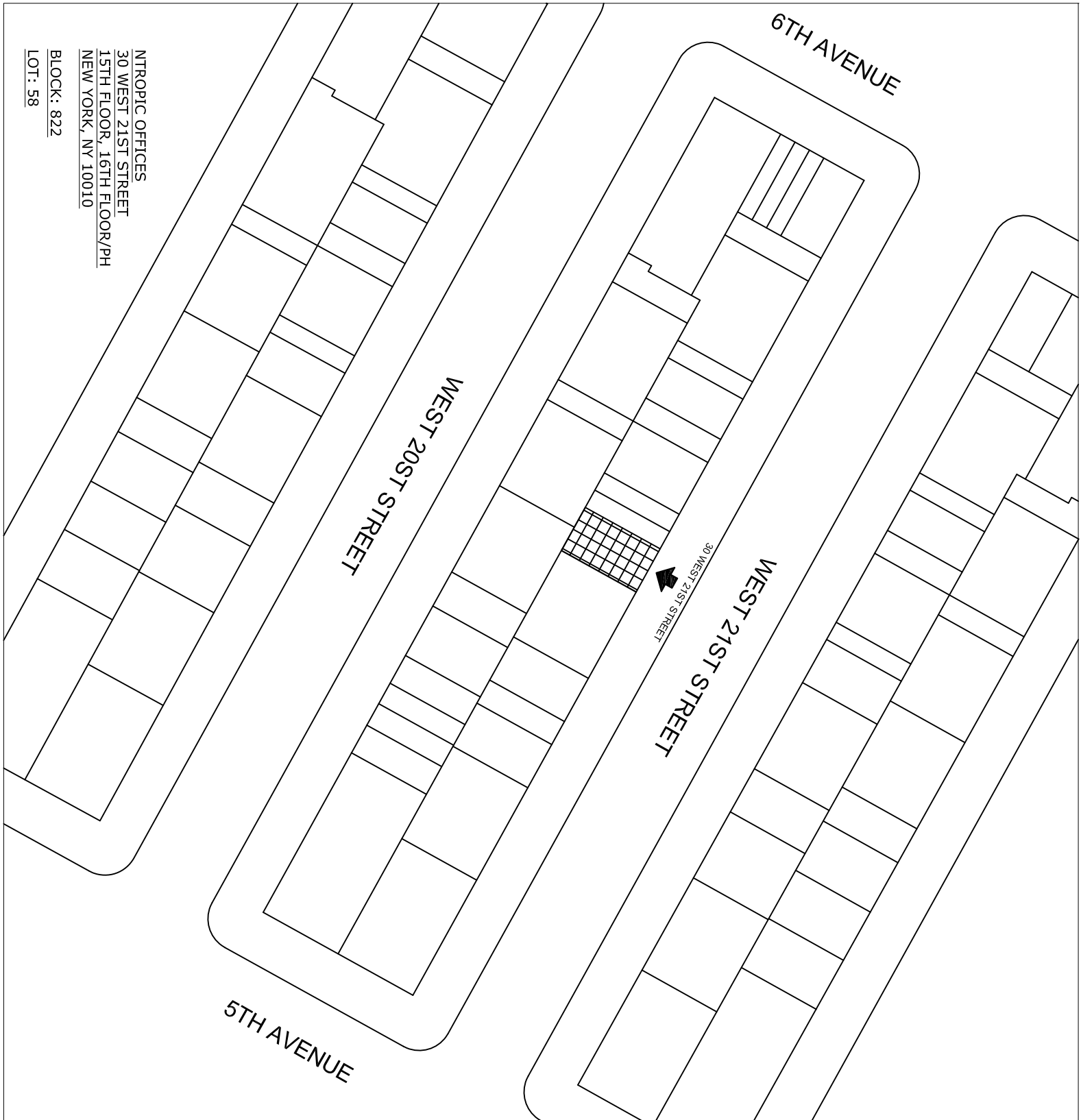
NUMBER:	
DATE:	
BY:	
DESCRIPTION:	

REVISIONS:	
------------	--



Dwg. Title: Plan - Construction - 15th Floor
Project: NTROPICS OFFICES 30 WEST 21ST STREET 15,16TH FLOORS NEW YORK, N.Y. 10010

Date: JULY 18, 2016	Scale: 1/4"=1'-0"
QUINT DESIGN - MARIA H. LOPEZ	
232 MADISON AVENUE NEW YORK, N.Y. 10016 C: 646 404-3253 EMAIL: marial@quintdesign.com	



DWG. NO.:	DESCRIPTION:
A-0	SITE PLAN NOTES, LIST OF DRAWINGS, L.C. DETAILS
A-1	FOUNDATION PLAN, L.F. DETAILS, DOOR SCHEDULE, WINDOW SCHEDULE
A-2	REFLECTED CEILING PLAN
A-3	MECHANICAL, ELECTRICAL, PLUMBING DETAILS, EXHAUST, EXHAUST, EXHAUST, EXHAUST
A-4	DETAILS
E-1	POWER, DATA, TELEPHONE, WIRELESS, NETWORK PLAN
E-2	NOT LIGHTING - SWITCHING PLAN
P-1	PLUMBING PLAN
M-1	MECHANICAL, PLUMBING, ELECTRICAL, NETWORK, PLUMBING
F-1	FOUNDATION PLAN, L.F. DETAILS, DOOR SCHEDULE, WINDOW SCHEDULE
F-2	FOUNDATION PLAN, L.F. DETAILS, DOOR SCHEDULE, WINDOW SCHEDULE
D-1	FOUNDATION PLAN
EX-1	FOUNDATION PLAN, L.F. DETAILS, DOOR SCHEDULE, WINDOW SCHEDULE

DOOR SCHEDULE

15TH FLOOR										GL. = GLASS	WD. = WOOD	MTL. = METAL	PTD. = PAINTED	STN. = STAINED
DOOR NUMBER	DOOR				FRAME			HDWR.	DOOR TYPE	REMARKS				
	W.	HT.	THK.	MAT.	FIN.	MAT.	FIN.							
1	3'-0"	8'-0"	1/2"	GL.	CLEAR	NO	NA.	T.B.D.	T.B.D.	A	HERCULITE DOORS W/ TEMPERED GLASS W/ RIXSON PIVIT HINGES (MODEL T.B.D.)			
2	3'-0"	8'-0"	1/2"	GL.	CLEAR	NO	NA.	T.B.D.	T.B.D.	A	HERCULITE DOORS W/ TEMPERED GLASS W/ RIXSON PIVIT HINGES (MODEL T.B.D.)			
3	3'-0"	8'-0"	1/2"	GL.	CLEAR	NO	NA.	T.B.D.	T.B.D.	A	HERCULITE DOORS W/ TEMPERED GLASS W/ RIXSON PIVIT HINGES (MODEL T.B.D.)			
4	3'-0"	8'-0"	1/2"	GL.	CLEAR	NO	NA.	T.B.D.	T.B.D.	A	HERCULITE DOORS W/ TEMPERED GLASS W/ RIXSON PIVIT HINGES (MODEL T.B.D.)			
5	3'-0"	8'-0"	1/2"	GL.	CLEAR	NO	NA.	T.B.D.	T.B.D.	A	HERCULITE DOORS W/ TEMPERED GLASS W/ RIXSON PIVIT HINGES (MODEL T.B.D.)			
6	3'-0"	8'-0"	1 3/4"	MTL.	PTD.	MTL.	PTD.	T.B.D.	T.B.D.	B	METAL DOOR W/ METAL HINGES (MODEL T.B.D.) + ZERO 365AA AUTOMATIC DOOR BOTTOM.			
7	3'-6"	8'-0"	1 3/4"	WD.	PTD.	WD.	PTD.	T.B.D.	T.B.D.	C	SOLID CORE DOOR - SPECIES (T.B.D.) W/ RIXSON PIVIT HINGES (T.B.D.)			
8	3'-6"	8'-0"	1 3/4"	WD.	PTD.	WD.	PTD.	T.B.D.	T.B.D.	C	SOLID CORE DOOR - SPECIES (T.B.D.) W/ RIXSON PIVIT HINGES (T.B.D.)			

GLAZING SCHEDULE

15TH FLOOR				GL. = GLASS		WD. = WOOD		MTL. = METAL	
PANEL NUMBER	PANEL			FRAME				REMARKS	
	W.	HT.	THK.	MAT.	FIN.	MAT.	FIN.		
1	1'-3 3/4"	8'-0"	1/2"	GL.	CLEAR	MTL.	PTD.	1/2" TEMPERED GLASS - RECESSED 3/4" METAL CHANNEL @ FLOOR + RECESSED WOOD FRAME @ HEAD. SEE DTL. @ A-3.	
2	3'-7 1/2"	8'-0"	1/2"	GL.	CLEAR	MTL.	PTD.	1/2" TEMPERED GLASS - RECESSED 3/4" METAL CHANNEL @ FLOOR + RECESSED WOOD FRAME @ HEAD. SEE DTL. @ A-3.	
3	5'-9 1/2"	8'-0"	1/2"	GL.	CLEAR	MTL.	PTD.	1/2" TEMPERED GLASS - RECESSED 3/4" METAL CHANNEL @ FLOOR + RECESSED WOOD FRAME @ HEAD. SEE DTL. @ A-3.	
4	1'-6"	8'-0"	1/2"	GL.	CLEAR	MTL.	PTD.	1/2" TEMPERED GLASS - RECESSED 3/4" METAL CHANNEL @ FLOOR + RECESSED WOOD FRAME @ HEAD. SEE DTL. @ A-3.	
5	1'-6"	8'-0"	1/2"	GL.	CLEAR	MTL.	PTD.	1/2" TEMPERED GLASS - RECESSED 3/4" METAL CHANNEL @ FLOOR + RECESSED WOOD FRAME @ HEAD. SEE DTL. @ A-3.	
6	3'-9 1/2"	8'-0"	1 3/4"	MTL.	CLEAR	MTL.	PTD.	1/2" TEMPERED GLASS - RECESSED 3/4" METAL CHANNEL @ FLOOR + RECESSED WOOD FRAME @ HEAD. SEE DTL. @ A-3.	
7	4'-3"	8'-0"	1 3/4"	WD.	CLEAR	MTL.	PTD.	1/2" TEMPERED GLASS - RECESSED 3/4" METAL CHANNEL @ FLOOR + RECESSED WOOD FRAME @ HEAD. SEE DTL. @ A-3.	

CONSTRUCTION NOTE:
ALL PARTITIONS, GLAZING STUDS WHICH ARE MOUNTED TO THE EXISTING WOOD FLOOR MUST BE INSTALLED USING SCREWS (INSTALLATION NOT TO BE WITH WALLS) WITH PAPER BETWEEN THE STUD/TRACK AND WOOD FLOOR.

INTERIOR WALL TYPE SCHEDULE

15TH FLOOR	
WALL TYPE	REMARKS
A	NEW PARTITIONS - 2 LAYERS 5/8" SHEETROCK EACH SIDE ON 2"x4" METAL STUDS 16" O.C. WITH "KOUXU" SOUND PROOFING.
B	NEW PARTITIONS - 1 LAYER 5/8" SHEETROCK EACH SIDE ON 2"x4" METAL STUDS 16" O.C. WITH REQUIRED INSULATION

CONSTRUCTION NOTE:
WOOD PARTITIONS MUST BE INSTALLED PRIOR TO INSTALLATION OF ALL PARTITIONS, CLOSETS, CABINETS, ETC.

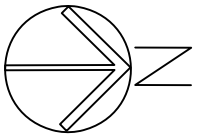
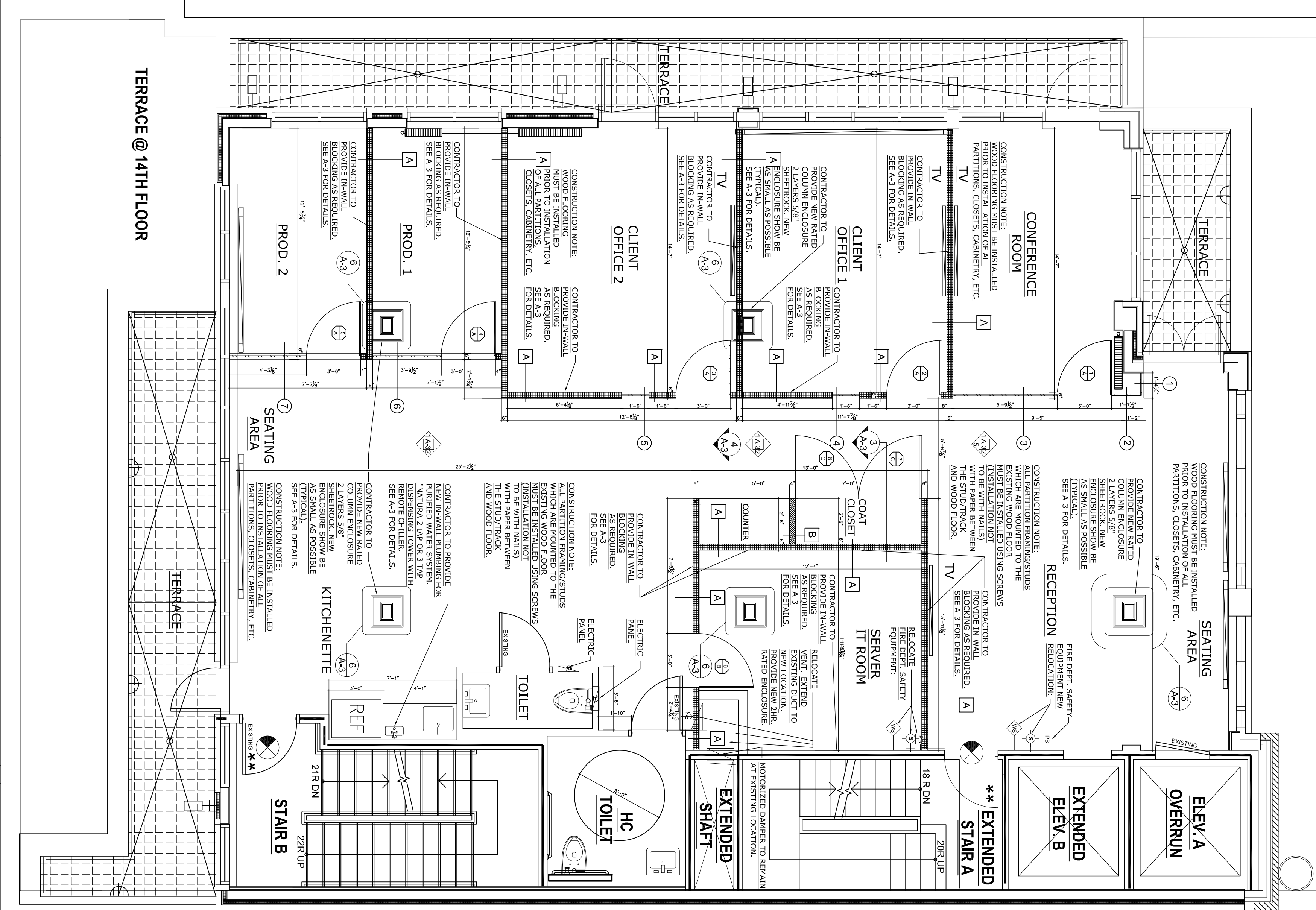
LEGEND OF SYMBOLS
















SYMBOL	DESCRIPTION
	EXISTING PARTITION TO REMAIN
	EXISTING PARTITION TO BE REMOVED
	NEW PARTITIONS - 2 LAYERS OF SHEETROCK EACH SIDE ON 2"x4" METAL STUDS 16" O.C. WITH "KOUXU" SOUND PROOFING
	NEW PARTITIONS - 1 LAYER OF SHEETROCK EACH SIDE ON 2"x4" METAL STUDS 16" O.C. WITH "KOUXU" SOUND PROOFING
	NEW PARTITIONS - METAL AT EXISTING PARTITIONS
	EXISTING BUILDING STRUCTURAL MEMBER
	EXISTING BUILDING ELECTRICAL RISER/DROPPING MEMBER
	ELECTRICAL PANEL
	FIRE DEPT. SAFETY WALL WITH FULL BOX
	FIRE DEPT. SAFETY WALL WITH FLOOR MOUNTED FULL BOX
	FIRE DEPT. SAFETY PARTITION WALL WITH LIGHT FIXTURE
	NEW DOOR KEY
	NEW INTERIOR GLAZING KEY
	NEW INTERIOR WALL TYPE KEY

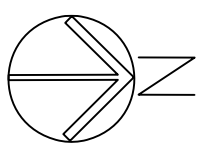
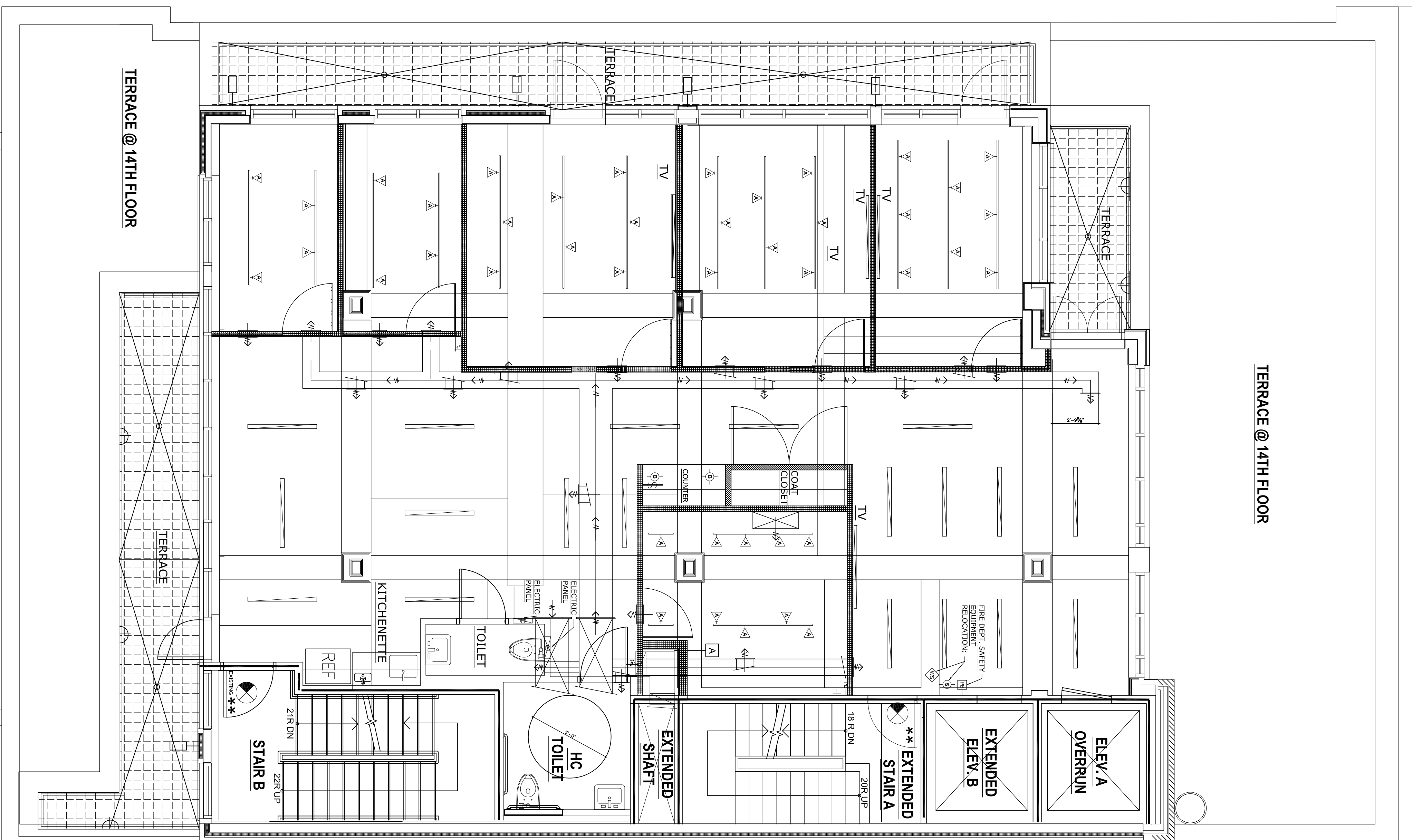
LIST OF DRAWINGS

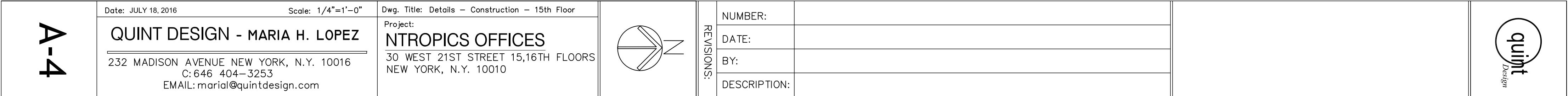
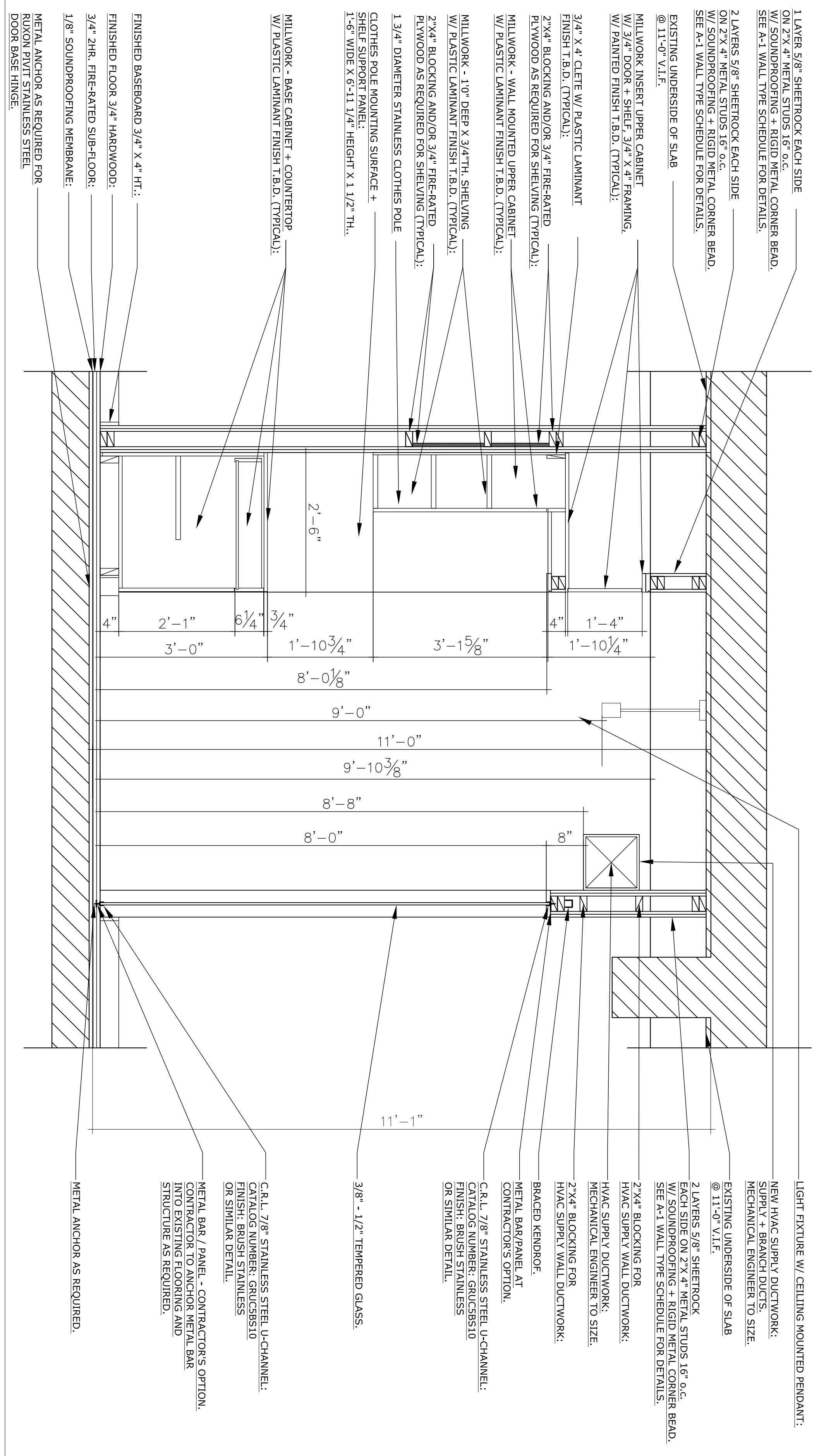
DWG. NO.	DESCRIPTION
A-0	SEE PLAN, NOTES, LIST OF DRAWINGS, ETC. DETAILS
A-1	CONSTRUCTION PLAN WALL TYPE SCHEDULE, BLOCK SCHEDULE, CABINETS SCHEDULE
A-2	SELECTED CEILING PLAN
A-3	ELEVATING SECTION DETAILS, GLAZING DETAILS, BLOCK SCHEDULE, ETC.
A-4	DETAILS
E-1	POWER DATA, TELEPHONE, WIRELESS NETWORK PLAN
E-2	REF. LIGHTING - SWITCHING PLAN
P-1	PLUMBING PLAN
M-1	REF. MECHANICAL, HVAC - SUPPLEMENTAL, SEE PLAN
F-1	FINISHING PLAN - FINISHING SCHEDULE
F-2	FINISH PLAN - FINISHING SCHEDULE
D-1	DEMOLITION PLAN
EX-1	EXISTING CONDITION, AS-BUILT PLAN

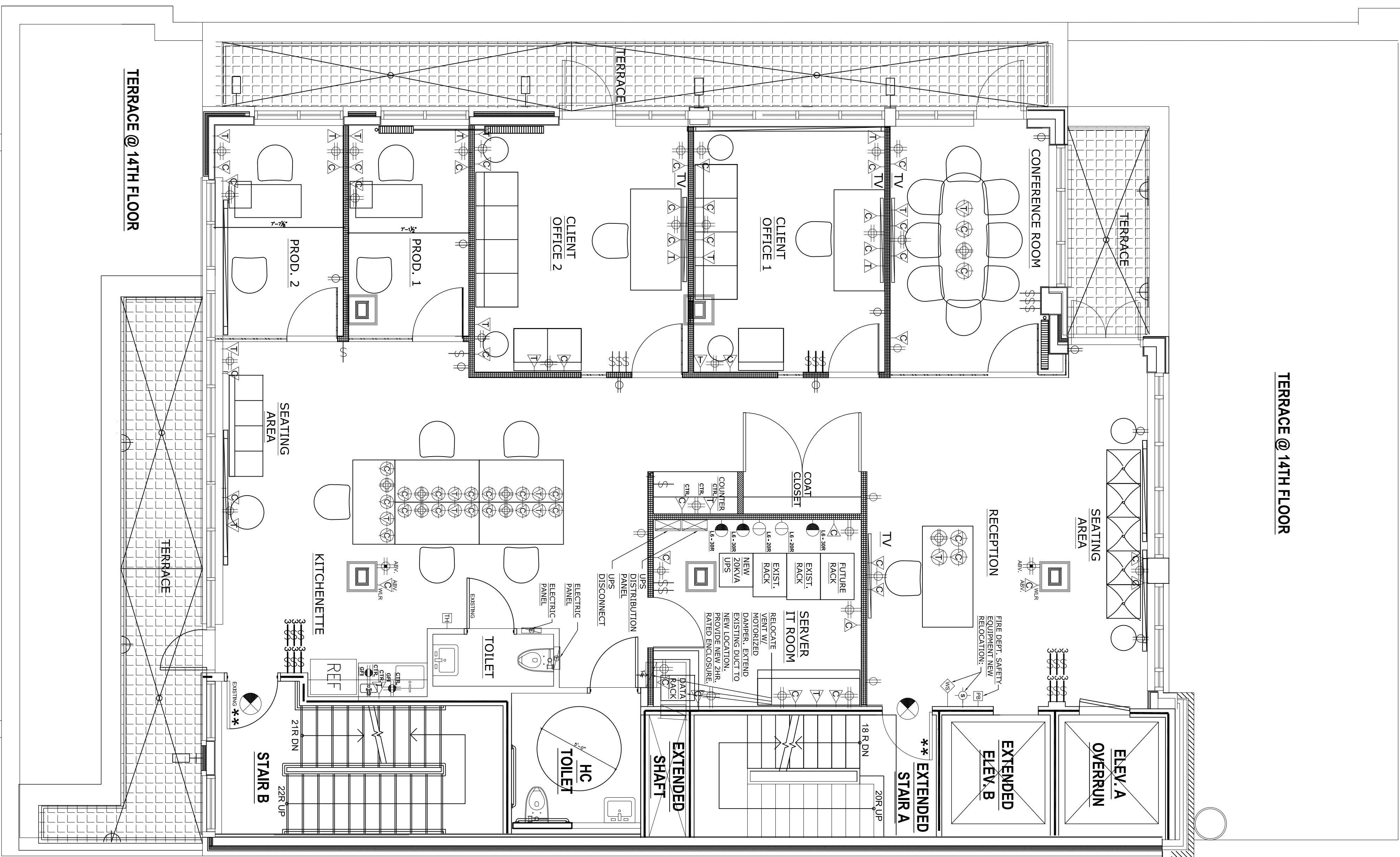
TERRACE @ 14TH FLOOR




LEGEND OF SYMBOLS	
SYMBOL:	DESCRIPTION:
	EMPTY PARTITION TO BE BUILT.
	EMPTY PARTITION TO BE BUILT/STAY.
	EMPTY PARTITION 1-LAYER OR SHEETROCK WITH JOINTS ON JOINTS, WITH REINFORCED INSULATION.
	EMPTY PARTITION 2-LAYERS OF SHEETROCK 1/2" THICK OVER 1/2" INSULATION WITH REINFORCED INSULATION.
	NEW B. COING WOOD, METAL AT EXISTING PARTITION.
	EXISTING BUILDING REINFORCEMENT.
	EXISTING BUILDING ELECTRICAL/MECHANICAL.
	ELECTRIC PANEL.
	FIRE RPT. PARTY WALL, WALL, ROOF.
	FIRE RPT. PARTY WALL, FLOOR WOODEN ST. GYM, ROOF.
	FIRE RPT. PARTY STONE WALL, WALL, PARTITION.
	NEW DOOR KEY.
	NEW PARTITION GLASS KEY.
	NEW PARTITION GLASS KEY.
	NEW PARTITION WALL KEY.

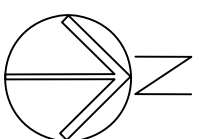




[illegible]



REVISIONS:	NUMBER:	
	DATE:	
	BY:	
	DESCRIPTION:	



Dwg. Title: Lighting, Switching, Wiring Plan - 15th Floor

Project:

NTROPICS OFFICES

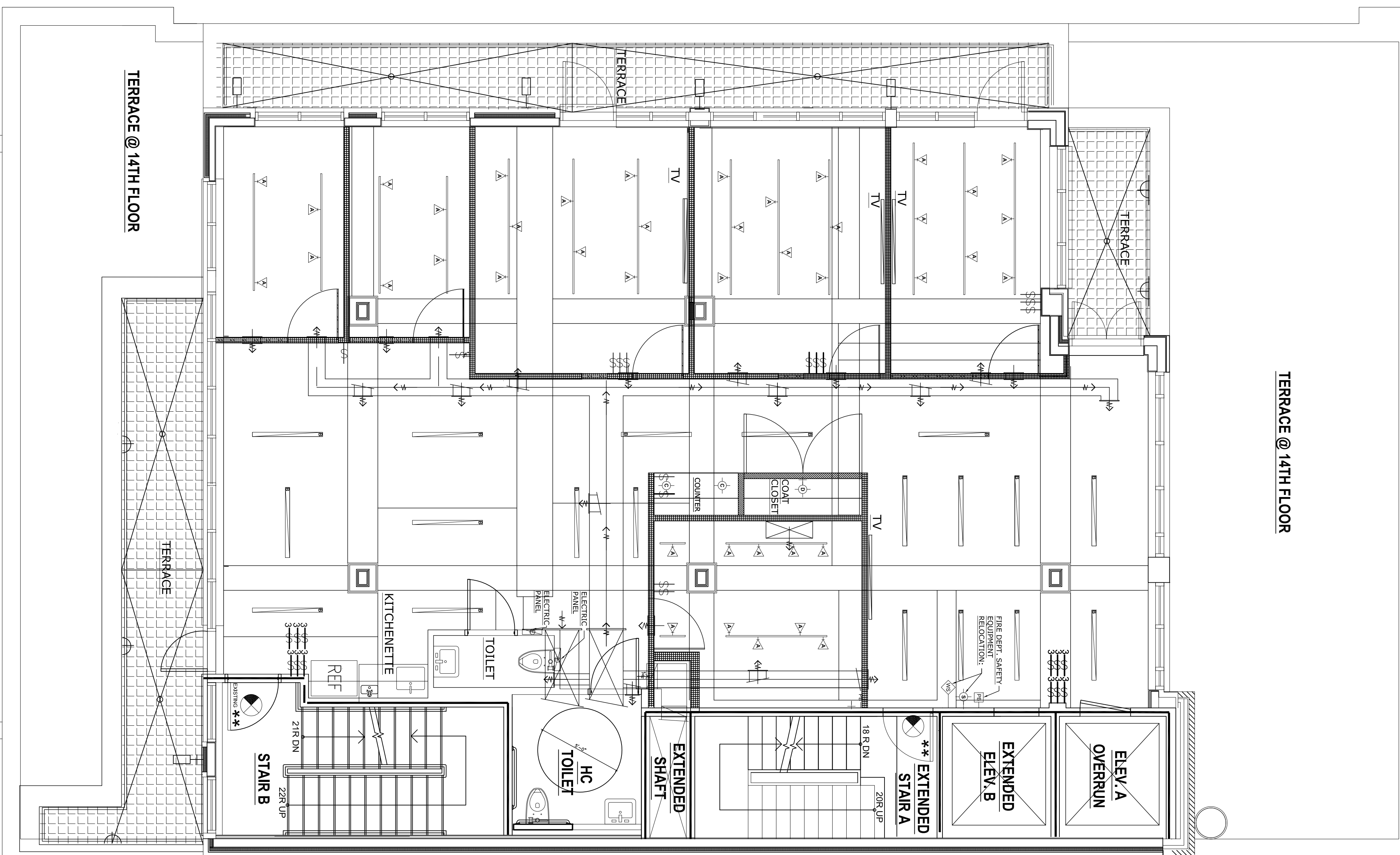
30 WEST 21ST STREET 15, 16TH FLOORS
NEW YORK, N.Y. 10010

Date: JULY 18, 2016 Scale: 1/4"=1'-0"















QUINT DESIGN - MARIA H. LOPEZ

232 MADISON AVENUE NEW YORK, N.Y. 10016
C: 646 404-3253
EMAIL: maria@quintdesign.com

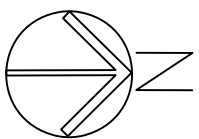
E-2



LIGHTING SCHEDULE			
15TH FLOOR			
FIXTURE TYPE	QUANTITY	MODEL NO. / DESCRIPTION	REMARKS
A		TRACK	SURFACE MOUNTED TRACK
B		VANDOR	PENDANT MOUNTED
C		RECESSED LIGHTING	
D		COAT CLOSET LIGHTING	WALL MOUNTED, DOOR SWITCH

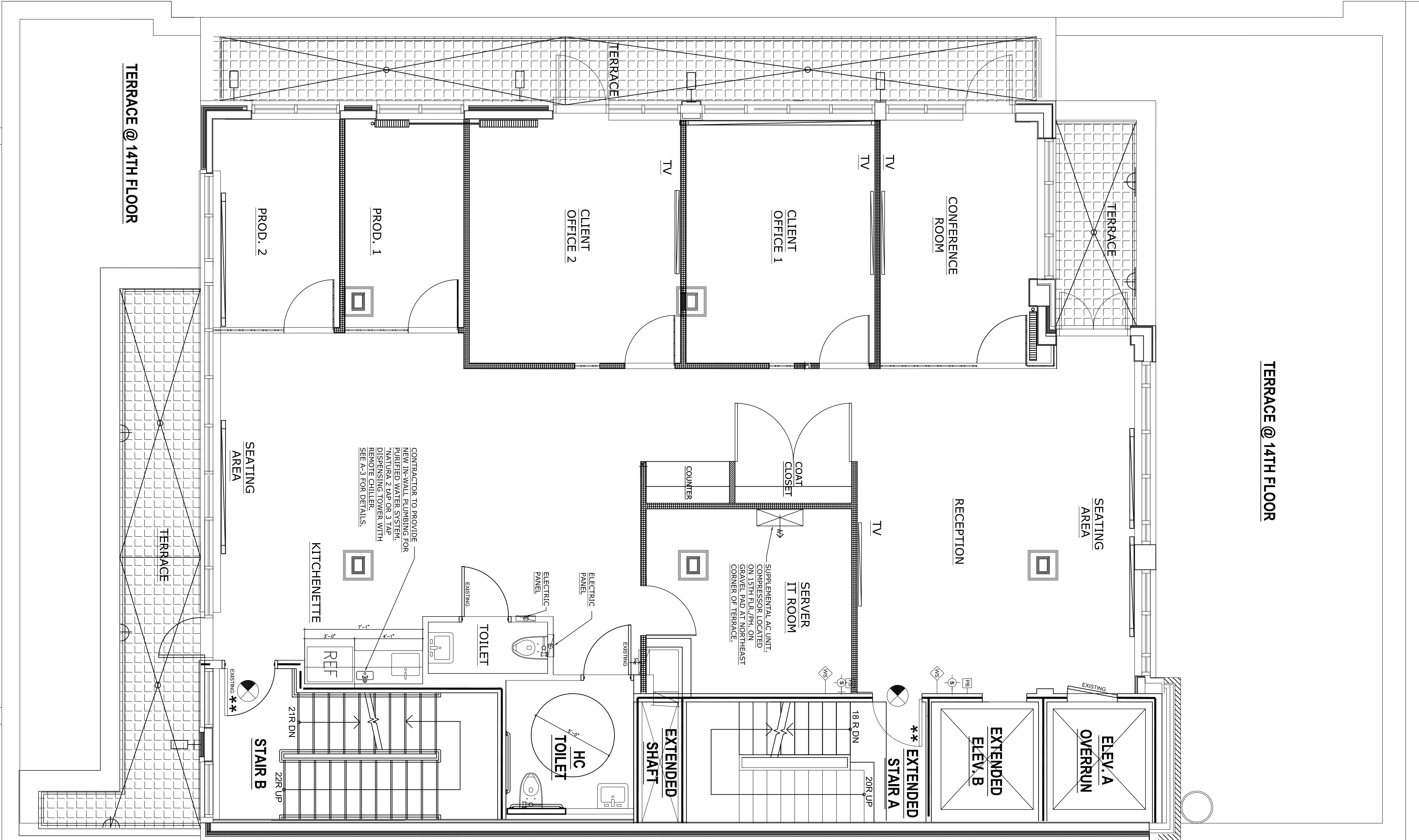
SYMBOL:		DESCRIPTION:
		EMPTY PARTITIONS TO REMAIN.
		EXISTING PARTITIONS TO BE REMOVED.
		NEW PARTITIONS 1.5 METRE DEEP SET BACK FROM THE EXISTING PARTITION BY 50 CM WITH INSULATED GLAZING.
		NEW PARTITIONS 1.5 METRE DEEP SET BACK FROM THE EXISTING PARTITION BY 50 CM WITH INSULATED GLAZING.
		NEW BLOODING WINDOW DETAILS AT EXISTING PARTITIONS.
		EXISTING BATH AND SHOWER ENCLOSURE.
		EXISTING BATH AND SHOWER ENCLOSURE REMOVED.
		ELECTRIC PANELS.
		FIRE RPT. SAFETY WALL WITH GALL BOIL.
		FIRE RPT. SAFETY WALL WITH GROUND WRENCH EX. GALL BOIL.
		FIRE RPT. SAFETY SHOWER WALL WITH GROUND WRENCH.
		NEW COUCH KEY.
		NEW INTERIOR GLASS KEY.
		NEW INTERIOR WALL PANE KEY.

NUMBER:	
DATE:	
BY:	
DESCRIPTION:	



Dwg. Title: Plumbing - Construction - 15th Floor
Project:
NTROPICS OFFICES
30 WEST 21ST STREET 15,16TH
NEW YORK, N.Y. 10011

Date: JULY 18, 2016
Scale: 1/4"=1'-0"
QUINT DESIGN - MARIA H. LOPEZ
232 MADISON AVENUE NEW YORK, N.Y. 10016
C:646 404-3253
EMAIL:maria@quintdesign.com



LEGEND OF SYMBOLS	
SYMBOL:	DESCRIPTION:
	EXISTING PARTITIONS TO REMAIN.
	EXISTING PARTITIONS TO BE REMOVED.
	NEW PARTITIONS: 1.1 LAYERS OF DRYWALL EACH SIDE ON 2X2 METAL STUDS W/ 2X6 WITH FIBERGLASS INSULATION.
	NEW PARTITIONS: 2.1 LAYERS OF DRYWALL EACH SIDE ON 2X2 METAL STUDS W/ 2X6 WITH FIBERGLASS INSULATION, SOUNDPROOFING.
	NEW BLOCKING IN WALL AT EXISTING PARTITIONS.
	EXISTING BUILDING'S STRUCTURAL FRAME.
	EXISTING BUILDING'S ELECTRICAL RISERROOM PLACEMENT.
	ELECTRIC PANEL:
	FIRE RATED: EXISTING WALL WITH DOOR.
	FIRE RATED: EXISTING WALL WITH WINDOW WITH GLASS BLOCK.
	FIRE RATED: EXISTING PARTITION WALL WITH DOOR.
	ROOM TYPE
	NEW INTERIOR DOOR.
	NEW INTERIOR WALL TYPE KEY.

FURNITURE SCHEDULE

15TH FLOOR				
FIXTURE TYPE	QUANTITY	STATUS	MODEL NO. / DESCRIPTION	REMARKS
A	1X	EXISTING	RECEPTION DESK	REQUIRES REFURBISH / REPAIR
		NEW		
B			RECEPTION CHAIR	
C			RECEPTION SEATING	
D			RECEPTION END TABLES	
E			CONFERENCE TABLE	
F			CONFERENCE CHAIRS	
G			CLIENT OFFICE DESK	
H			CLIENT OFFICE DESK CHAIR	
I			CLIENT OFFICE DESK CHAIR	
J			CLIENT OFFICE 1 COUCH "A"	
K			CLIENT OFFICE 1 COUCH "B"	
L			CLIENT OFFICE 2 COUCH "C"	
M			CLIENT OFFICE SIDE TABLE "A"	
N			PRODUCER OFFICES 1,2 DESK	
O			PRODUCER OFFICES 1,2 DESK CHAIR	
P			PRODUCER OFFICES 1,2 SIDE CHAIR	
Q			OPEN OFFICE DESK	

FURNITURE SCHEDULE

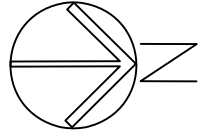
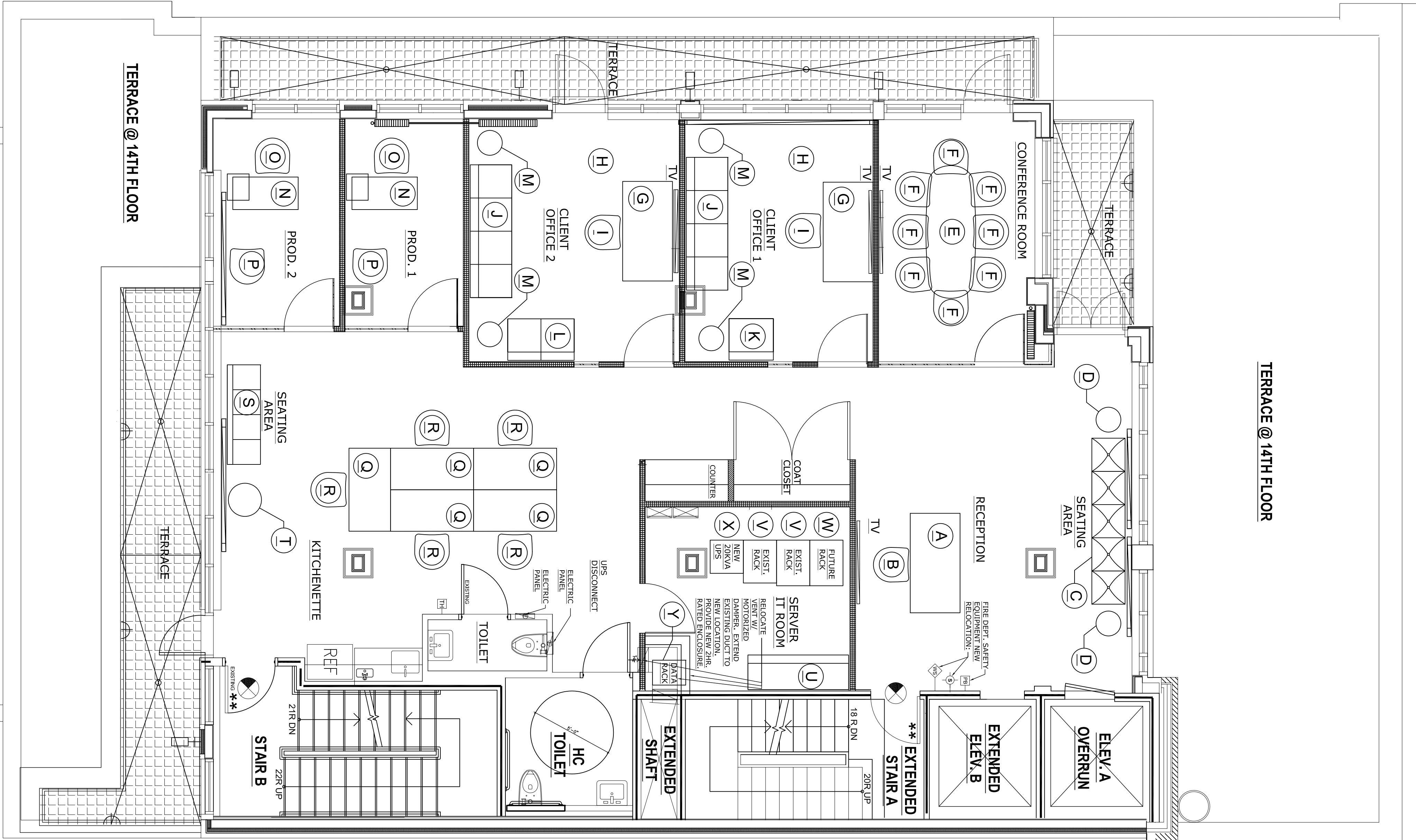
15TH FLOOR				
FIXTURE TYPE	QUANTITY	STATUS	MODEL NO. / DESCRIPTION	REMARKS
O	1X	EXISTING	RECEPTION DESK	REQUIRES REFURBISH / REPAIR
		NEW		
P			PRODUCER OFFICES 1,2 SIDE CHAIR	
Q			OPEN OFFICE DESK	
R			OPEN OFFICE DESK CHAIR	
S			OPEN OFFICE SEATING	
T			OPEN OFFICE END TABLE	
U			IT SERVER ROOM - METRO-WIRE WORK TABLE W/ SHELVING ABOVE, * BELOW.	
V			IT SERVER ROOM - COMPUTER EQUIPMENT RACK	
W			IT SERVER ROOM - FUTURE COMPUTER EQUIPMENT RACK	
X			IT SERVER ROOM - NEW 20KVA UPS	
Y			IT SERVER ROOM - DATA RACK	

LEGEND OF SYMBOLS

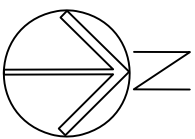
SYMBOL:	DESCRIPTION:
	EXISTING PARTITIONS TO BE REMOVED.
	EXISTING PARTITIONS TO BE RETAINED.
	NEW PARTITIONS: 1 LAYER OF 7/8" ROCK-FACED METAL ON 2X2 METAL STUDS W/ 2X4, WITH FIBERGLASS INSULATION.
	NEW PARTITIONS: 2 LAYERS OF 7/8" ROCK-FACED METAL ON 2X2 METAL STUDS W/ 2X4, WITH 1/2" SOUNDPROOFING, SOUNDPROOFING.
	NEW ROOMING DOORS, METAL AT EXISTING PARTITIONS.
	EXISTING BUILDING STEEL PARTITIONS.
	EXISTING BUILDING ELECTRIC AIR-CONDITIONING.

LEGEND OF SYMBOLS

SYMBOL:	DESCRIPTION:
	ELECTRIC PANEL.
	FIRE DEPT. SAFETY WALL WITH PULL BOX.
	FIRE DEPT. SAFETY WALL WITH FLOOR-MOUNTED PULL BOX.
	FIRE DEPT. SAFETY WALL WITH FLOOR-MOUNTED PULL BOX.
	FIRE DEPT. SAFETY WALL WITH FLOOR-MOUNTED PULL BOX.
	NEW ROOMING.
	NEW ROOMING.
	NEW ROOMING.
	NEW ROOMING.



REVISIONS:	NUMBER:	
	DATE:	
	BY:	
	DESCRIPTION:	



Dwg. Title: Finish Plan - Construction - 15th Floor

Project:

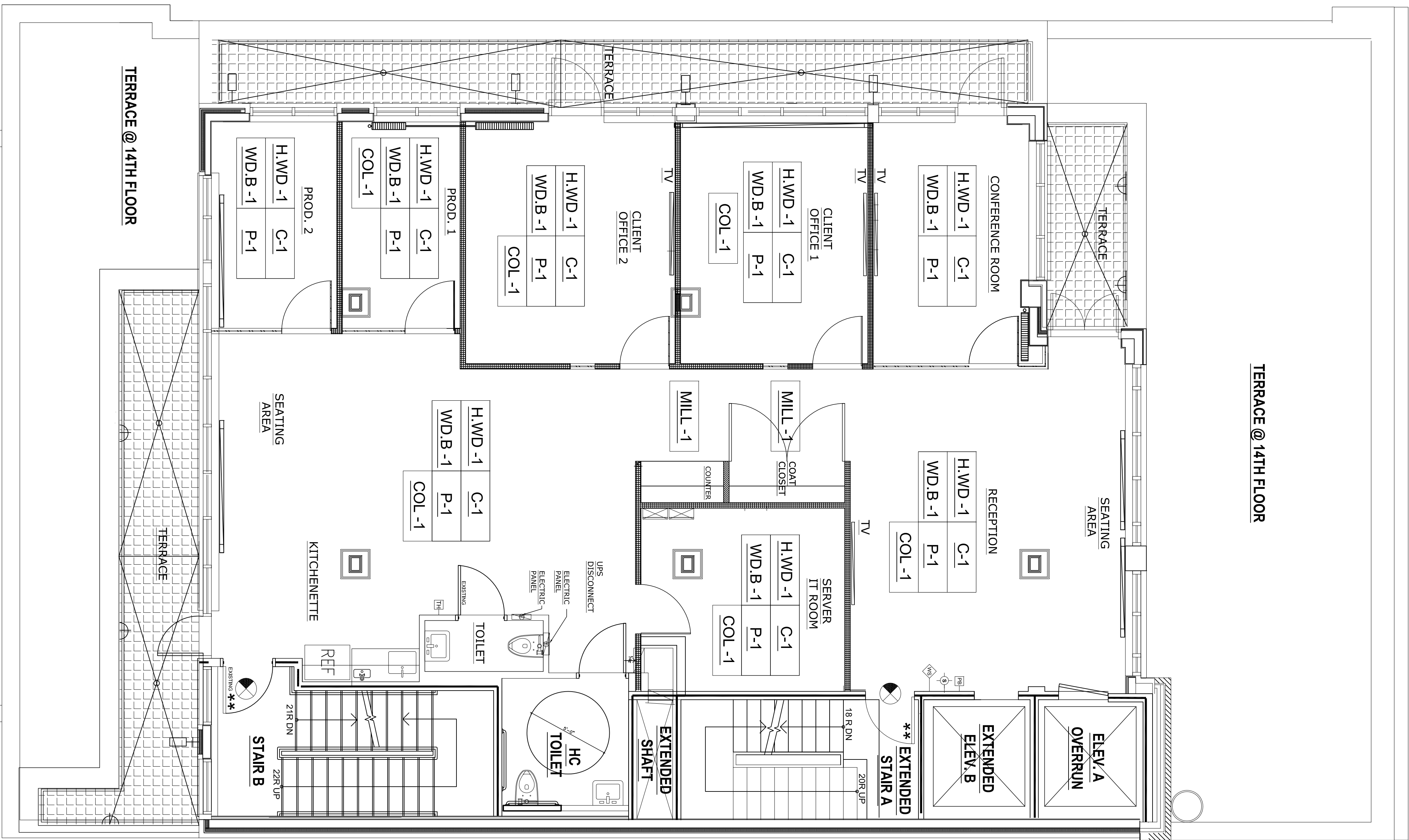
NTROPICS OFFICES

30 WEST 21ST STREET 15,16TH FLOORS
NEW YORK, N.Y. 10010















Date: JULY 18, 2016 Scale: 1/4"=1'-0"















QUINT DESIGN - MARIA H. LOPEZ

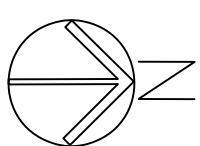
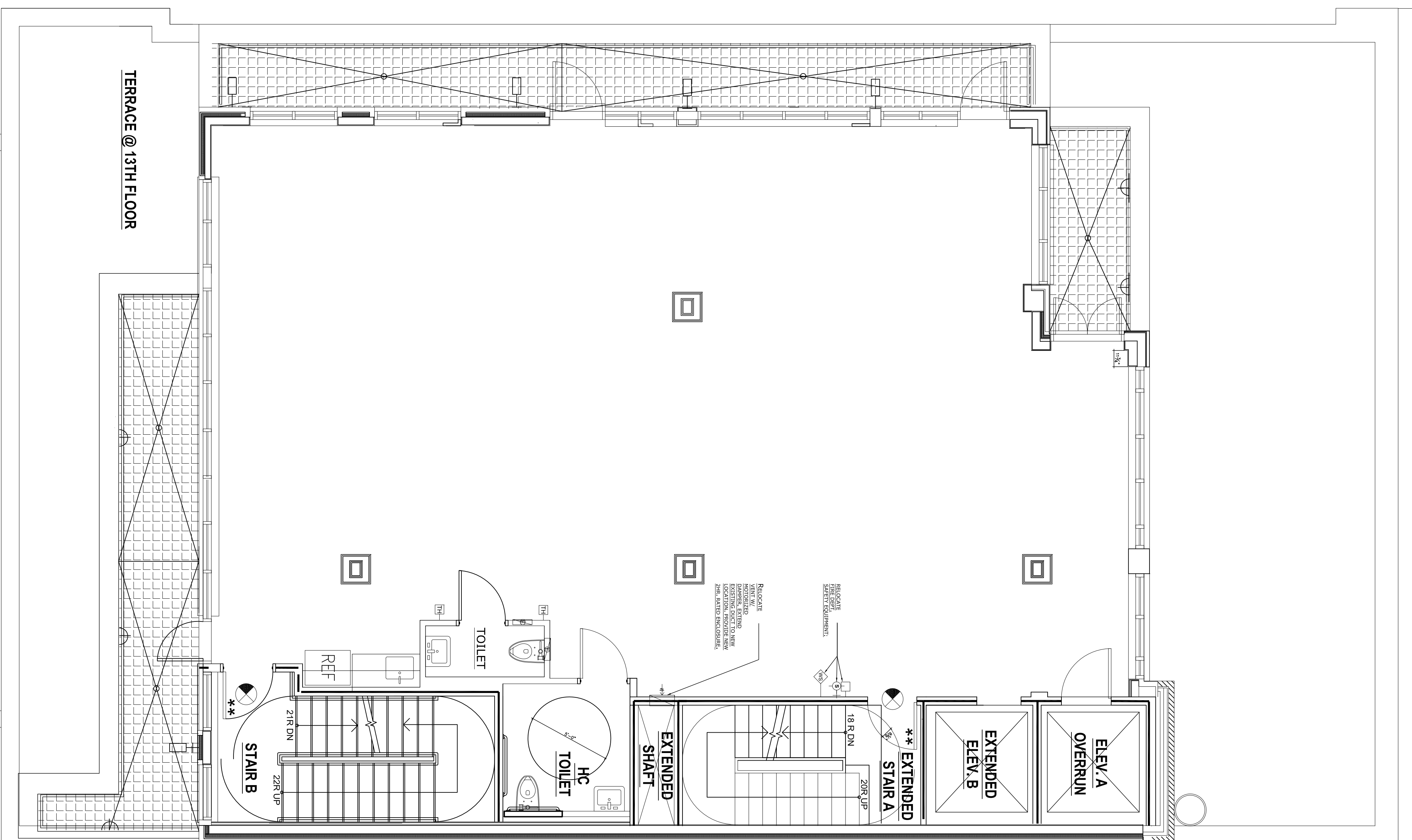
232 MADISON AVENUE NEW YORK, N.Y. 10016
C: 646 404-3253
EMAIL: marial@quintdesign.com



FINISH / PAINT SCHEDULE				
15TH FLOOR				
FINISH TYPE:	QUANTITY:	MODEL NO. / DESCRIPTION:	LOCATION / DETAIL:	FINISH:
<u>WD.B -1</u>		BENJAMIN MOORE SEMI-GLOSS	BASE TRIM	
<u>DR/FR -1</u>		BENJAMIN MOORE SEMI-GLOSS	DOOR FRAMES	
<u>DR/FR -2</u>		BENJAMIN MOORE SEMI-GLOSS	DOOR FRAMES	
<u>COL -1</u>		BENJAMIN MOORE SEMI-GLOSS	COLUMNS	
<u>P-1</u>		BENJAMIN MOORE SEMI-GLOSS	WALLS	
<u>P-2</u>		BENJAMIN MOORE SEMI-GLOSS	WALLS	
<u>C-1</u>		BENJAMIN MOORE FLAT	CEILING	
<u>MILL -1</u>		BENJAMIN MOORE SEMI-GLOSS	MILLWORK	
















LEGEND OF SYMBOLS	
SYMBOL:	DESCRIPTION:
	EXISTING PARTITIONS TO REMAIN
	EXISTING PARTITIONS TO BE REINFORCED
	NEW PARTITIONS, 1.1 METERS OR THEREABOUTS EACH SIDE ON 200 X 100 X 100 STUDS AT 900 X 200, WITH INSULATED INSULATION
	NEW PARTITIONS, 2.1 METERS OR THEREABOUTS EACH SIDE ON 200 X 100 X 100 STUDS AT 900 X 200, WITH INSULATED INSULATION
	NEW 1.1 METERS OR THEREABOUTS PARTITIONS
	EXISTING BALCONY STEEL FRAMING
	EXISTING BALCONY ELECTRIC REINFORCED FRAMING
	ELECTRIC PANEL
	FIRE DEPT. SAFETY WALL WITH DOOR BOX
	FIRE DEPT. SAFETY WALL WITH DOOR WARNING SIGN CALL BOX
	FIRE DEPT. SAFETY SHOWER WALL WITH LIGHT FIXTURE
	NEW DOOR BOX
	NEW INTERCOM GLASS AND RING
	NEW INTERCOM WALL TYPE BOX

LEGEND OF SYMBOLS	
SYMBOL:	DESCRIPTION:
	EXISTING PARTITIONS TO REMAIN
	EXISTING PARTITIONS TO BE REMOVED
	NEW PARTITIONS 1: LATHER ARE SHEET ROCK EACH SIDE OF JOINT, 1/2" STUDS IN JOINT WITH INSULATION INSULATION
	NEW PARTITIONS 2: LATHER ARE SHEET ROCK EACH SIDE OF JOINT, 1/2" STUDS IN JOINT WITH INSULATION, 1/2" GYP BOARD ON EACH SIDE OF STUDS IN JOINT WITH INSULATION, 1/2" GYP BOARD
	NEW BUILDINGS (WOOD, METAL) AT EXISTING PARTITIONS:
	EXISTING BUILDINGS (STEEL) REMAINING
	EXISTING BUILDINGS (ELECTRIC) (MASONRY) REMAINING
	ELECTRIC PANELS
	FIRE-DEPT. SAFETY: ANALYTICS, PAUL 800:
	FIRE-DEPT. SAFETY: ANALYTICS, FLOOR WORKER, GOLF 800:
	FIRE-DEPT. SAFETY: FIREWORKS WALL, LIGHT EXTERIOR:
	NEW DOOR 402:
	NEW PARTITION 5: LATHER ARE SHEET ROCK EACH SIDE OF JOINT, 1/2" STUDS IN JOINT WITH INSULATION, 1/2" GYP BOARD ON EACH SIDE OF STUDS IN JOINT WITH INSULATION, 1/2" GYP BOARD
	NEW PARTITION 10: LATHER ARE SHEET ROCK EACH SIDE OF JOINT, 1/2" STUDS IN JOINT WITH INSULATION, 1/2" GYP BOARD ON EACH SIDE OF STUDS IN JOINT WITH INSULATION, 1/2" GYP BOARD



REVISIONS:	NUMBER:	
	DATE:	
	BY:	
	DESCRIPTION:	



LEGEND OF SYMBOLS	
SYMBOL:	DESCRIPTION:
	EMPTY PARTITION TO BE BUILT.
	EXISTING PARTITION TO REMAIN.
	NEW PARTITION: 1. VARY AIR RESISTANCE AND RISE OF Z.P. 2. VARY RISE OF Z.P. WITH SOUND INSULATION.
	NEW PARTITION: 1. VARY AIR RESISTANCE AND RISE OF Z.P. 2. VARY RISE OF Z.P. WITH SOUND INSULATION.
	NEW PARTITION: 1. VARY AIR RESISTANCE AND RISE OF Z.P. 2. VARY RISE OF Z.P. WITH SOUND INSULATION.
	NEW ROOMING OFFICE, WITH 4 EXISTING PARTITIONS.
	EXISTING BUILDING WITH 12 ROOMING OFFICES.
	EXISTING BUILDING WITH 12 EXISTING PARTITIONS.
	ELECTRIC PANEL.
	FIRE SAFE: 1. VARY AIR RESISTANCE AND RISE OF Z.P. 2. VARY RISE OF Z.P. WITH SOUND INSULATION.
	FIRE SAFE: 1. VARY AIR RESISTANCE AND RISE OF Z.P. 2. VARY RISE OF Z.P. WITH SOUND INSULATION.
	FIRE SAFE: 1. VARY AIR RESISTANCE AND RISE OF Z.P. 2. VARY RISE OF Z.P. WITH SOUND INSULATION.
	NEW ROOMING OFFICE.
	NEW ROOMING OFFICE.
	NEW ROOMING OFFICE.

