

Portfolio

Shelley Brock

shelley_brock@comcast.net 706-371-0355
www.abstractchroma.com

Museum of Ordinary Things

Poster, Letterhead, Business Card and Envelope Designs

Adobe Photoshop CS6, Adobe InDesign CS6

This was a class assignment created for a fictional Museum call The Museum of Ordinary Things located in New York City. MOOT is focused on showing ordinary everyday objects in extraordinary ways. This poster is designed to attract people to come view the upcoming event showcasing different ordinary objects in extraordinary ways. My concept for this project was to use a common object we all use everyday, batteries. I also created some stationery designs for the museum, and kept the orange color constant on each design.



MOOT

Museum Of
Ordinary Things

John Doe
President

1123 Fifth Avenue New York, New York 10028
1-770-985-6300
www.MOOT.com

MOOT

Museum Of
Ordinary Things

MOOT

Museum Of
Ordinary Things

Museum Of
Ordinary Things

John Doe
President

1123 Fifth Avenue New York, New
York 10028
1-770-985-6300
www.MOOT.com

MOOT

MOOT

1123 Fifth Avenue New York, New York 10028
www.MOOT.com

Kaizen International

T-Shirt, Banner, Logo and Business Card Designs

Adobe Photoshop CS6, Adobe Illustrator CS6, Adobe InDesign CS6

These designs were created for the use of the car team Kaizen International. The purpose behind the main logo is to grab the attention of potential clients, and to gain recognition in the car scene located in Atlanta, GA. The main logo needed to be able to go along with the various designs that the team commissioned, so making a simple design that went along with the car scene was key. The main logo is also used for the business cards, banner and t-shirt design.



"Continuous Improvement"

**Kaizen International
Group**

Motorsports | Modeling | Multimedia

(252) 493-6468 www.kaizeninternationalgroup.com KaizenINTLGroup@gmail.com



FACEBOOK



TWITTER



INSTAGRAM



Kaizen INTERNATIONAL



Fix-Er-Up

Magazine Cover Design

Adobe Photoshop CS6, Adobe Illustrator CS6, Adobe InDesign CS6

This was a class assignment created for a fictional car magazine called Fix-Er-Up. The concept behind this magazine was to draw readers who would want to remodel their cars, new and old. The main focus on the cover is a 1967 Ford Mustang, which is a very popular car for remodeling and a favorite of car enthusiasts. The use of blue on for the text goes along with the blue highlights featured in the mustang's front lighting features. I also used current slang words and current trends for the featured material to attract readers.



BEST CUSTOM PART RETAILERS EDITION!

Fix-Er-Up

GET IT DONE RIGHT!

SPOTLIGHT ON 1967 MUSTANG

May 2013
FixErUp.com



All About Rims

**+ 25 MUST SEE REMODELS!
NEW SPECIALTY PARTS
INDEPTH REVIEWS
STANCED SPECIAL**

BEST CUSTOM PART RETAILERS EDITION!

Fix-It-Up

GET IT DONE RIGHT!



SPOTLIGHT ON 1967 MUSTANG

+ 25 MUST SEE REMODELS!
NEW SPECIALTY PARTS
INDEPTH REVIEWS
STANCED SPECIAL



All About Rims

May 2013
Fix-It-Up.com

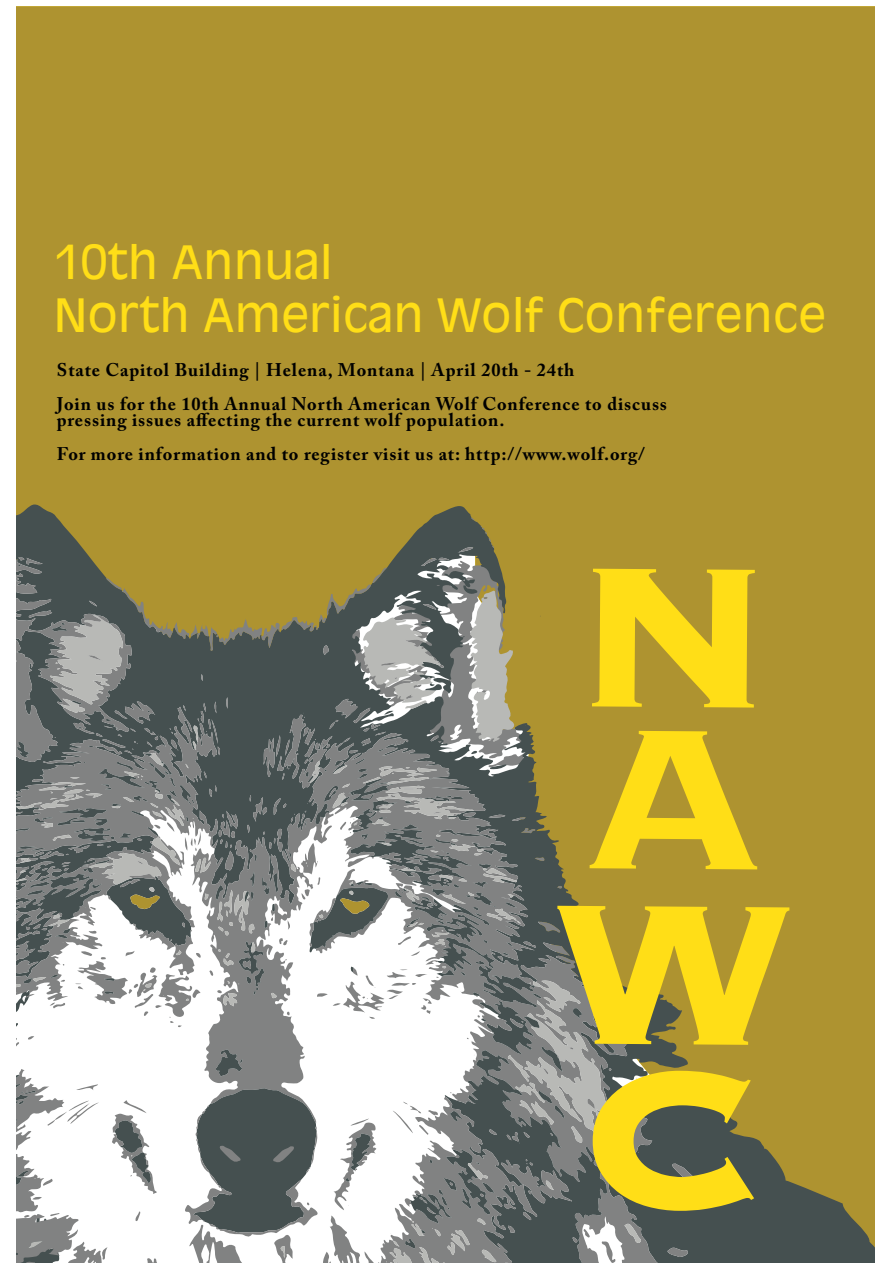


North American Wolf Conference

Poster Design

Adobe Photoshop CS6, Adobe Illustrator CS6

This is a class assignment created for a fictional conference event called The 10th Annual North American Wolf Conference. The target audience for this event would be anyone interested in finding new and environmentally friendly ways to help the wolf population of North America. I wanted to have a large image of a wolf for this poster to help make people notice the poster. The gold color used for the background is a reflection of the amber or gold color that most wolves have as their eye color. I kept the use of a yellow/gold color in the title and abbreviations. This poster is designed to inform people of the conference theme and tell them where to go to attend the conference.






CLEARCHANNEL

10th Annual North American Wolf Conference

State Capitol Building | Helena, Montana | April 26th - 28th

Join us for the 10th Annual North American Wolf Conference to discuss pressing issues affecting the current wolf population.

For more information and to register visit us at: <http://www.wolf.org>



Pro-Choice Awareness

Poster Designs

Adobe Photoshop CS6, Adobe Illustrator CS6

This is a class assignment created to show a social awareness cause of our choice. I designed three posters based on Abortion. I chose to focus on the Pro-Choice side of the Abortion argument. The posters show different objects that have been used to perform unsafe and illegal abortions. The concept of these posters is to show that there are still women out there thinking of performing in-house abortions, or illegal abortions. These posters are designed to shock the public and make them really think about the abortion issue. These posters would be placed on billboards, in highly populated areas, in health departments or family planning locations and in high traffic areas.



CLEAR CHANNEL

This is not
a surgical device.

PRO-CHOICE
<http://www.plannedparenthood.org/>

000098

This is not a surgical device.



PRO-CHOICE
<http://www.plannedparenthood.org/>

REGENCY

AbstractChroma

Logo, Letterhead, Business Card and Envelope Designs

Adobe Photoshop CS6, Adobe Illustrator CS6

I created this series of designs for my own personal promotion. The concept behind these was to self promote and to start building my design/photography company. I came up with the name AbstractChroma and then made a watercolor like background image to go along with the use of the word Chroma. These stationery designs would be used by myself for use in sending out various information to clients and to also help attract new prospective clients.





Savannah Bridge Run

T-Shirt Design

Adobe Illustrator CS6

This is a student assignment created for the ENMARK Savannah Bridge Run event. The concept for this design is to showcase the event quotes and the words RUN, WALK, RUN. I wanted to incorporate elements of the bridge and water so I made a simple vector of a wave to go with the design. The target audience for these would be the participants and the audience viewing the event. I made two options for the shirt design so they could be printed on a white or black shirt.





SAVANNAH

The South's Toughest Bridge Run

RUN
WALK
CRAWL

AGG-STAR

Logo Design

Adobe Photoshop CS6, Adobe Illustrator CS6

This is a logo created for a clothing company that is still in the process of starting up. The owner wanted to have a strong image associated with the company name AGG-STAR. The owner decided on using a griffon and shield for the logo, so I created a vector graphic of a shield and griffon. I didn't want to overpower the design with a lot of colors for the griffon head, so I kept it black and added gold highlights for the griffon's features as well as the star in the middle of the text.



Video Games - A History

Book Design

Adobe Photoshop CS6 / Adobe Illustrator CS6 / Adobe InDesign CS6

This is a class assignment in which I created my own custom book. The concept behind this book was to show a brief history of well known video games. The target audience of this book would be people interested in video games, children and collectors. I wanted to keep the video game theme going throughout the book so I chose to use typefaces that looked 8-Bit, as well as add some 8-bit looking graphics. Each page showcases the main character of the video game series, the original designer/creator and a brief description of the game.





"Video games are bad for you?
That's what they said about
rock-n-roll."

Shigeru Miyamoto

TABLE OF CONTENTS

PAC-MAN
DONKEY KONG
MARIO
METROID
FINAL FANTASY
SONIC
THE LEGEND OF ZELDA
FINAL FANTASY
POKEMON
GRAND THEFT AUTO
MASS EFFECT



DESIGNER: **yoshio sakamoto**

Metroid

Metroid is a series of science fiction action-adventure video games by Nintendo. It chronicles the missions of a bounty hunter Samus Aran, who protects the galaxy from the depredations of the Space Pirates and their attempts to harness the power of the eponymous Metroids. It is noted for having on of the first female protagonists in a video game and for its nonlinear gameplay. Metroid series consists of eleven games as well as being on of Nintendo's most financially successful franchises.





Kid's Menu

Menu Design

Adobe Photoshop CS6 / Adobe Illustrator CS6 / Adobe InDesign CS6

This is a class assignment in which I created my own custom kid's menu for a pre-selected restaurant. The target audience for the kid's menu consisted of children between the ages of 4-12. I created my own custom characters to go along with the theme of the menu I had picked out, which consisted of American Rock & Roll music.





Beasts of Myth

Book Design

Adobe Photoshop CS6 / Adobe Illustrator CS6 / Adobe InDesign CS6

This is a class assignment in which I created my own custom book featuring classic beasts from various mythology's and cultures. All sketches featured in the book were hand sketched by myself. I created the book to appear to be a field sketchbook used by a wandering traveler. Each page of the book showcases one mythical beast and a short description about said beast. The book contains a light and dark section, the lighter pages of the book show beasts that are more gentler, while the darker pages show the beasts that are deadly.



SPHINX

A Sphinx is a zoomorphic mythological figure depicted as a recumbent lion with a human head. It has its origins in sculpted figures of Old Kingdom Egypt, to which the ancient Greeks applied their own name for a female monster, the "strangler", an archaic figure of Greek mythology. Similar creatures appear throughout South and South-East Asia, and the sphinx enjoyed a major revival in European decorative art from the Renaissance onwards.



MINOTAUR

The Minotaur, as the Greeks imagined him, had the body of a man and the head and tail of a bull. Pasiphaë nursed him in his infancy, but he grew and became ferocious. King Minos, after getting advice from the Oracle at Delphi, ordered Daedalus to construct something to hold the Minotaur underneath Minos palace (possibly the one in the city of Knossos). Daedalus then built the labyrinth.



Like most mythological creatures, dragons are perceived in different ways by different cultures. Dragons are sometimes said to breathe and spit fire or poison as well as many other elements. They are commonly portrayed as serpentine or reptilian, hatching from eggs and possessing typically feathered or scaly bodies. They are sometimes portrayed as having large yellow or red eyes, a feature that is the origin for the word for dragon in many cultures. They are sometimes portrayed with a row of dorsal spines, keeled scales, or leathery bat-like wings. Winged dragons are usually portrayed only in European dragons while Oriental versions of the dragon resemble large snakes. Dragons can have a variable number of legs: none, two, four, or more when it comes to early European literature.

The basilisk is a creature which actually holds two distinct descriptions. The traditional depiction of a basilisk is akin to a cockatrice, being part cockerel, part dragon, and possesses a killer stare. A more modern depiction is that of a giant serpent with the ability to petrify any who meet its gaze. Both incarnations are mortal enemies of the weasel, who is for some reason immune to the powers of the chimerical beast. Both are referred to as the King of Serpents.

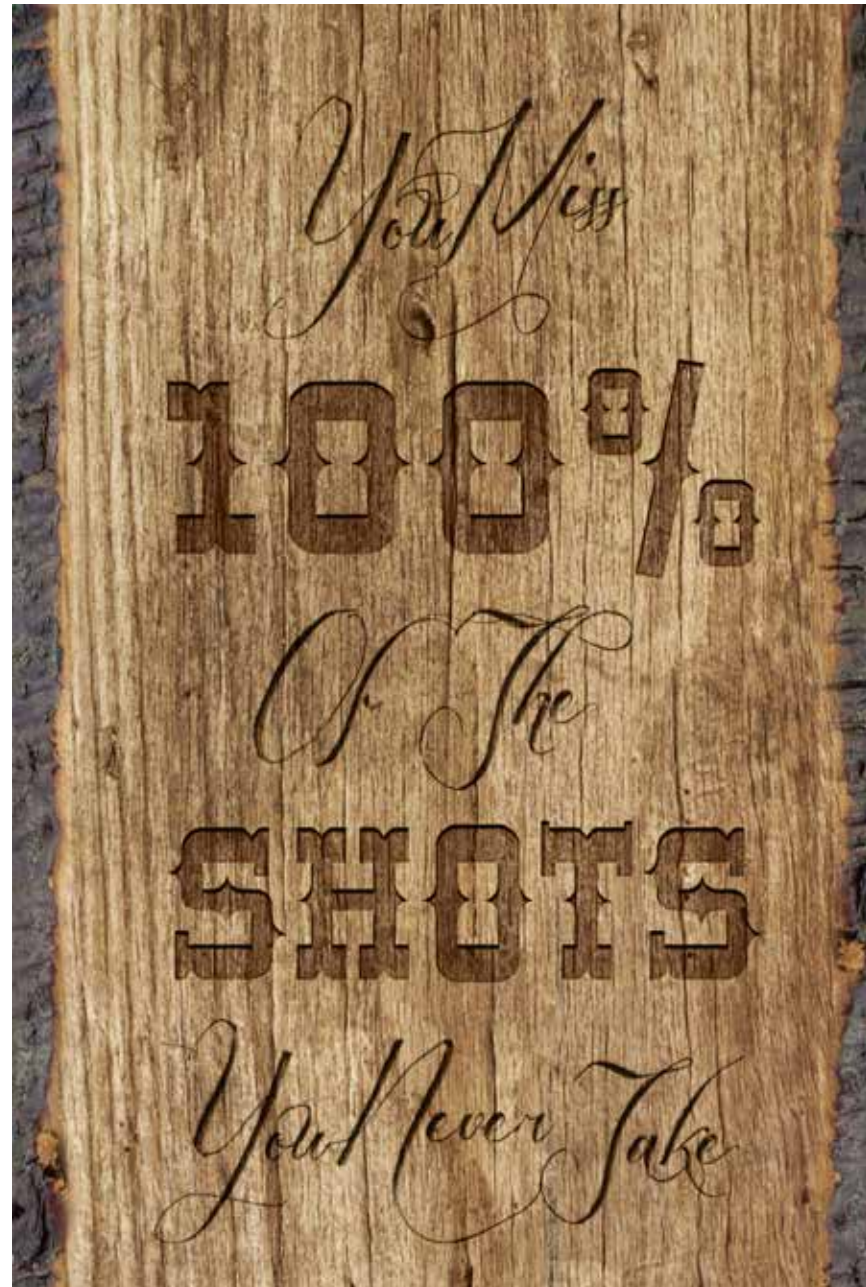


You Miss 100% of the Shots

Typography

Adobe Photoshop CS6 / Adobe Illustrator CS6

This is a class assignment in which I created my own custom themed typography poster. The theme I chose to go with was an old western carved sign look. The typefaces are meant to appear as though they have been hand carved into a medium sized piece of lumber.



Photography

Digital Photography

*Adobe Photoshop CS6, Adobe Lightroom
4-5*

Various photographs I have taken and
edited myself.





