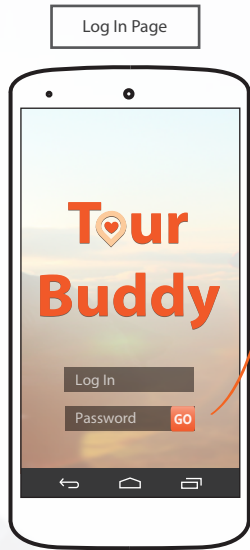


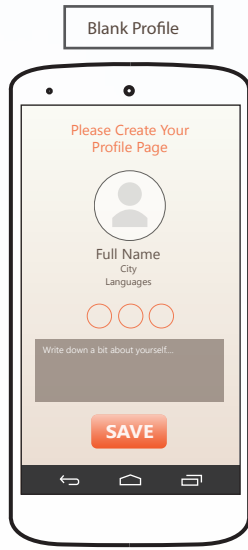
Story Boards

Use Case:
Create a Profile



Once you log in the app save your log in on your phone until you log out. Next time you open the app it will go to the home page.

Press the Go button when you are done filling out the log in and password to load your account.

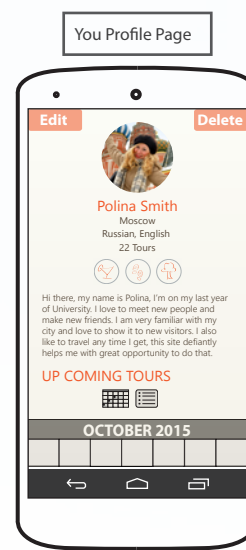


By clicking on each object you edit it

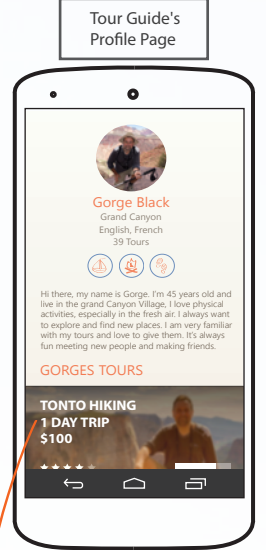


Once your done picking your topics, click save. This will save all your changes and bring you to the profile page.

You can change your topics by clicking and unclicking them.

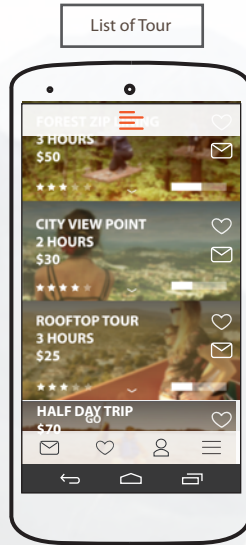
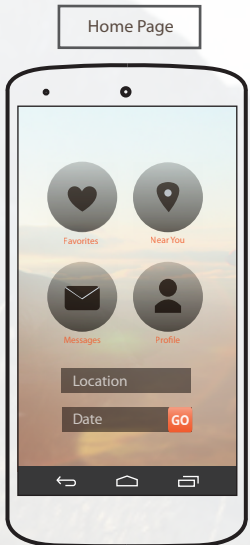


Here you can see your upcoming tours and all your personal info which you can edit or delete.

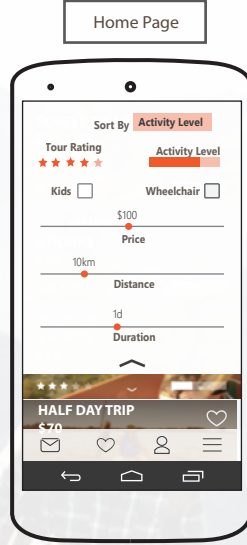


This is a all the tours that this guide is offering, in order to view more details of a tour just click on the picture.

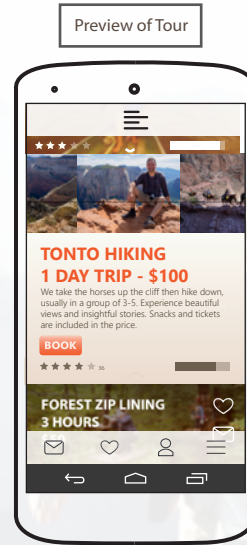
Use Case:
Find and Book a Tour



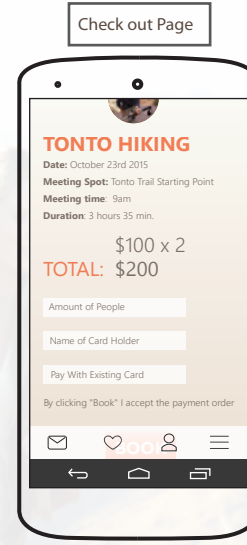
By clicking on the heart this tour will save in your favorites list.



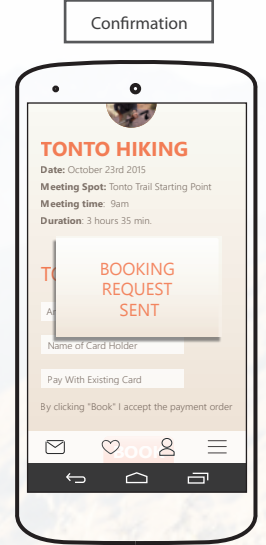
The filter function slides down and lets you adjust the setting without having to go changes pages. It helps you narrow down the search making it easier and faster to find a tour.



You can preview the info of the tour by clicking on the arrow and view the full details by double clicking on it.



Once you fill out your card info click the book button again



Once you book the tour you will get a 3 second notification. When the guide approves your request you will get a notification that your tour is officially booked.