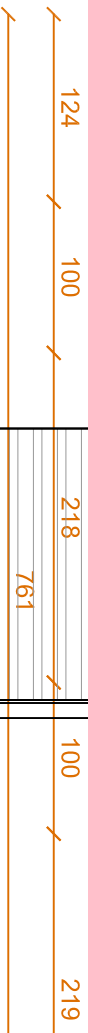


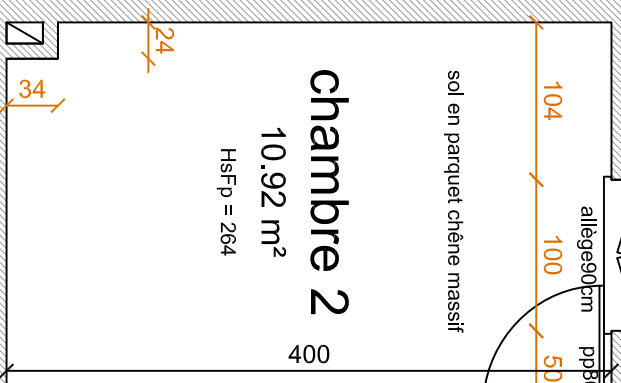
habitation  
voisine  
N°30



habitation  
voisine  
N°30

chambre 2  
10.92 m<sup>2</sup>  
HsFp = 264

sol en parquet chêne massif



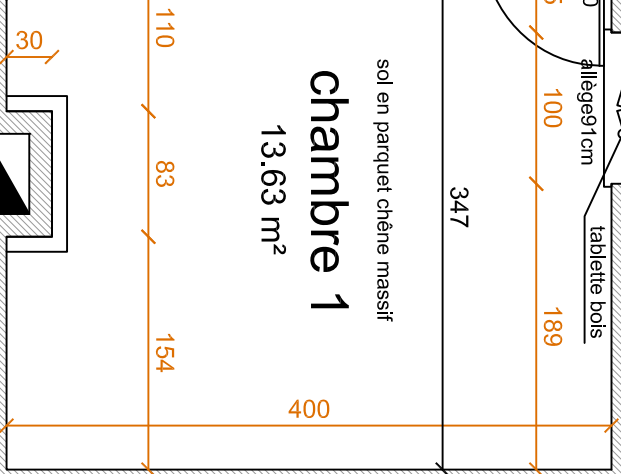
palier  
0.90 m<sup>2</sup>

escalier  
bois  
15 marches  
19.57/20.5



chambre 1  
13.63 m<sup>2</sup>

sol en parquet chêne massif



Etage