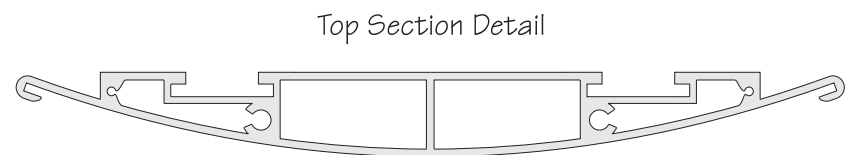
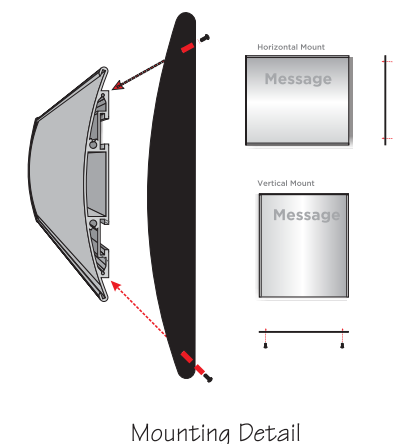
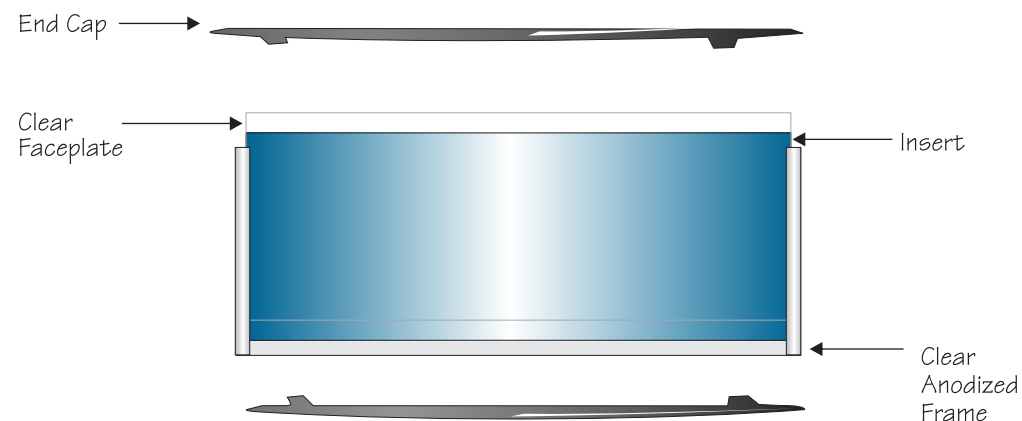


SPECIFICATIONS


TYPICAL SIGN DETAIL



Construction Detail:



Module 8.11 ID - Sign Type A - Restroom/Stair ID




A Insert:
Digital Insert
Background Color:
MMH Blue
White Symbol/Copy
Clear Faceplate

3/4" Cap Height Raised Character
w/ 1/4" H Grade 2 Braille
Font: Futura Md Bt
Color: White

1/8" x 1/8" Frame Divider Strips
Engraveable Material
w/3M VHB Taped Backing
Color: Backsprayed MMH Yellow

B Insert:
2 1/2" Digital Colored Floor Designation
(See Detail)
Clear Faceplate

Colored Floor Designation
(Detail)



(1) A Insert = 8-5/8" x 8-1/2"
(1) B Insert = 2-1/2" x 8-1/2"

Insert Dimensions