



KEY HIGHLIGHTS OF YEAR 2023



Calls Answered
5,147,524

Karachi | 1,333,950 | 26%
ROSIN | 3,813,574 | 74%



Hope Interventions
281,983

Karachi | 163,677 | 58%
ROSIN | 118,306 | 42%



MV Interventions
5,562

Karachi | 2,707 | 49%
ROSIN | 2,855 | 51%



ART (Attendant)
17.1 Min

Karachi | 18.4 Min
ROSIN | 15.47 Min

*ROSIN | Rest of the Sindh Intervention, *ART | Average Response Time

Hospital to Hospital
Total 46.25%

46.13% Karachi | ROSIN 46.41%



Roadside to Hospital
Total 3.01%

1.60% Karachi | ROSIN 4.97%



Home to Hospital
Total 31.33%

37.94% Karachi | ROSIN 22.17%



Hospital to Home | Total 0.11% , Other Cases | Total 19.31%



Babies Delivered
72

Karachi | 11
ROSIN | 61



Road Traffic Accident
12,217

Karachi | 3,891 | 32%
ROSIN | 8,326 | 68%



Ventilator Cases
645

Karachi | 578 | 90%
ROSIN | 67 | 68%



Chest Pain
6,415

Karachi | 4,614 | 72%
ROSIN | 1,801 | 28%



Incidents Handle
671

Karachi | 433 | 65%
ROSIN | 238 | 35%



Teletabeb Calls
153,650



CPR on Call
2,918

Karachi | 2,677 | 92%
ROSIN | 241 | 8%



CPR in Ambulance
694

Karachi | 671 | 97%
ROSIN | 67 | 3%

Normal Cases

Serious Cases

Life Threatening Cases

	Alpha	Omega	Bravo	Charlie	Delta	Echo
Karachi	19,003	15	7,262	76,104	54,399	6,894
ROSIN	11,937	66	19,757	59,627	25,788	1,131
ART - Karachi	18.9 mins	16.7 mins	14.9 mins	17.3 mins	20.4 mins	20.5 mins
ART - ROSIN	14.20 mins	13.44 mins	5.37 mins	15.37 mins	23.49 mins	27.84 mins

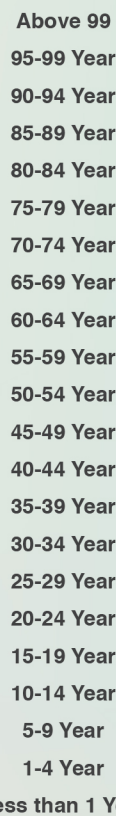
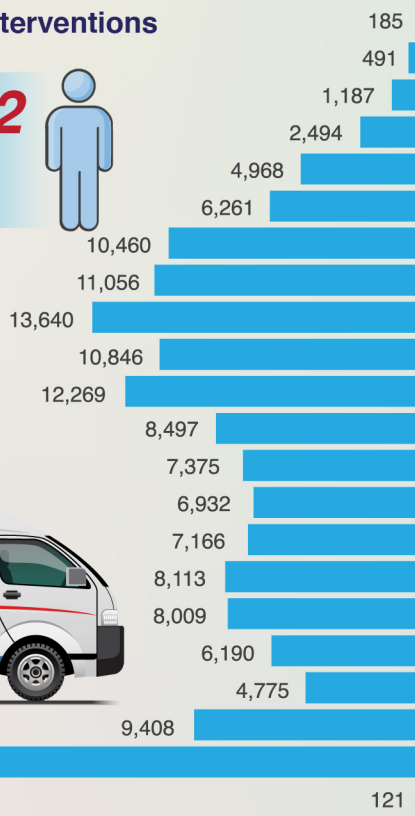
*ART | Average Response Time

Age Group Wise Interventions

155,512
Karachi **89,694**
ROSIN **65,818**

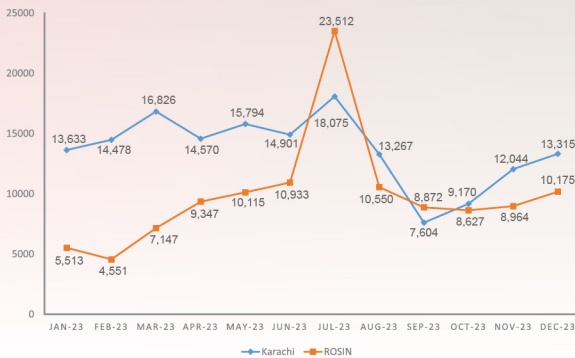


23,234



126,471
Karachi **73,983**
ROSIN **52,488**

Monthly Ambulance Interventions



Monthly Mortuary Van Interventions



TELE TABEEB
1123

کال ملائیں، مفت بھی مشورہ پائیں



Answered Calls

153,650



General Health Advice

6,152



Mental Health Counselling

1,785



Health & General Information

6,250

Station Wise Information

Station	Interventions	Interventions	Baby Delivered
Bin Qasim	28,798	467	1
Korangi	28,930	465	1
Gulistan-e-Jouhar	24,757	364	2
North Karachi	15,940	335	1
Norht Nazimabad	27,936	429	5
Pechs	24,690	526	0
Clifton	8,046	6	0
Baldia Town	4,580	115	1
Thatta	7,054	271	6
Garho	3,993	2	7
Sujawal	5,170	99	12
Mp Bathoro	5,561	0	15
Hyderabad	14,810	387	0
Larkana	16,976	262	4
Qamber/Shahdadtot	4,728	136	1
Badin	2,719	192	7
Sukkur	11,066	198	1
Ghotki	4,309	288	1
Shikarpur	6,572	253	1
Kandhkot & Kashmore	2,994	102	1
Jacobabad	4,309	114	0
Mirpurkhas	7,146	259	0
T.M. Khan	1,554	1	1
Shaheed Benazirabad	7,933	145	2
Khairpur Mirus	3,909	63	1
Matiyari	1,797	8	0
Sehwan	2,183	75	1
Naushehro Feroze	1,651	0	0
Tando Allahyar	1,403	0	0
Sanghar	229	0	0
Dadu	240	0	0
Total	281,983	5,562	72