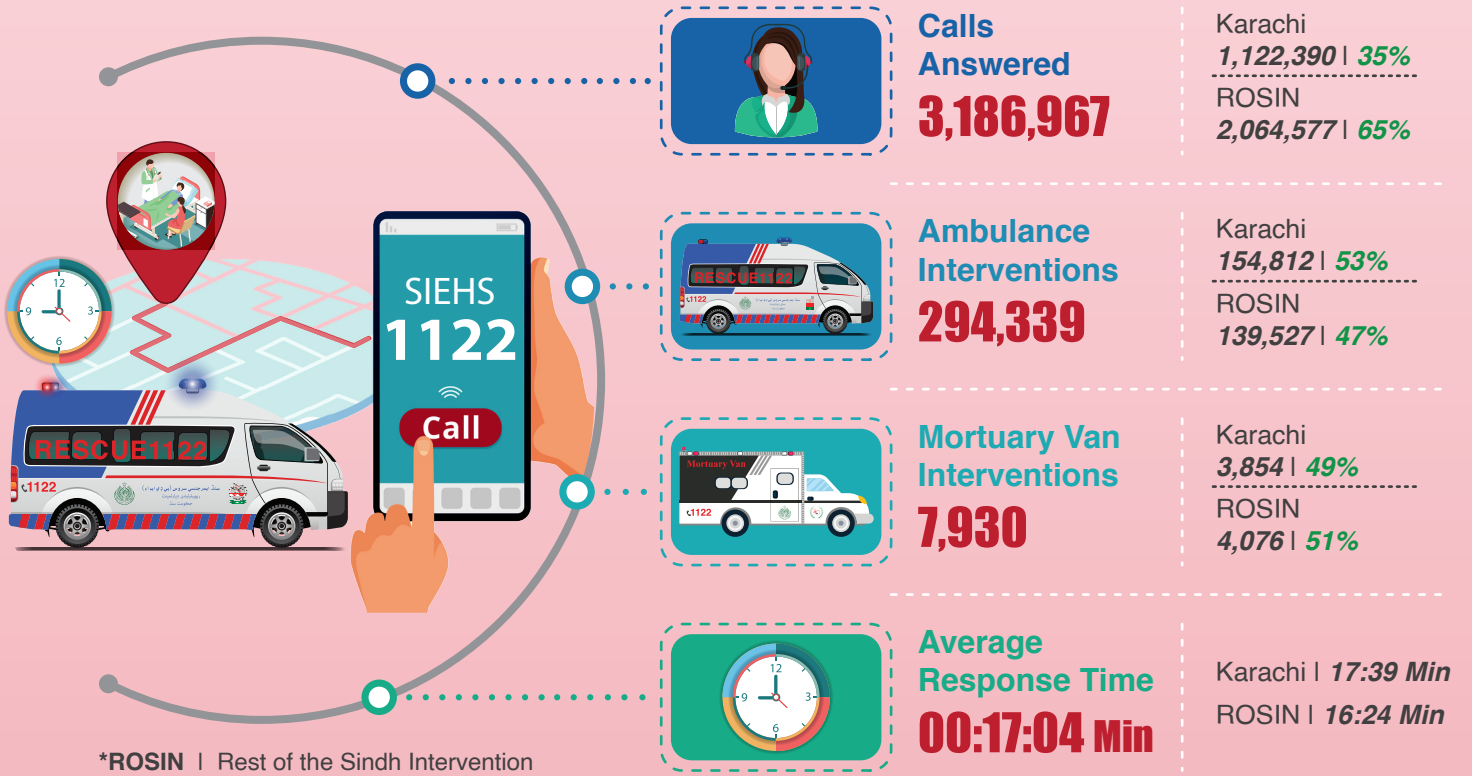




SIEMS KEY HIGHLIGHTS OF THE YEAR 2023 - 2024

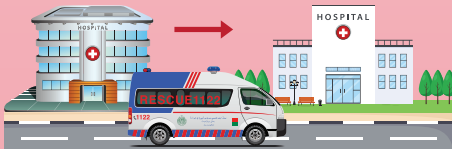


AMBULANCE SERVICE INTERVENTIONS

Hospital to Hospital

Total **52.36%**

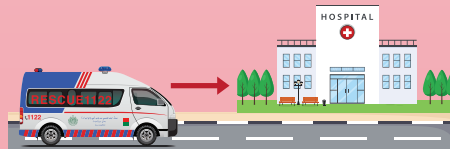
52.05% Karachi | ROSIN 52.71%



Roadside to Hospital

Total **8.78%**

3.12% Karachi | ROSIN 15.06%



Home to Hospital

Total **35.86%**

44.09% Karachi | ROSIN 26.72%




Hospital to Home | Total **0.17%** , Other Cases | Total **2.83%**

EMERGENCY DISPATCH CODES

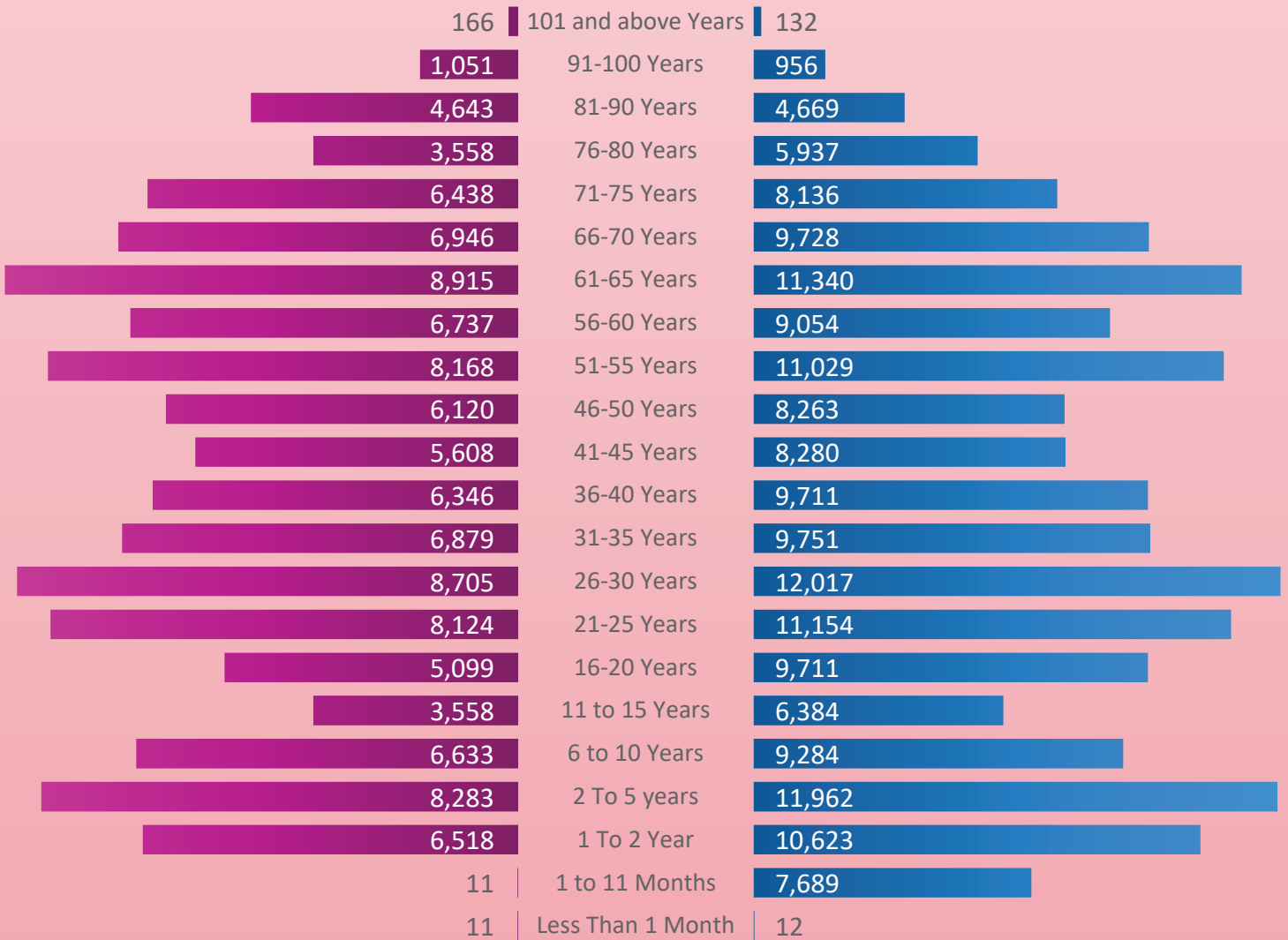
	NORMAL CASES		SERIOUS CASES		LIFE THREATENING CASES	
	Alpha	Omega	Bravo	Charlie	Delta	Echo
Karachi	19,003	15	7,262	76,104	54,399	6,894
ROSIN	11,937	66	19,757	59,627	25,788	1,131

AGE GROUP WISE INTERVENTIONS

TOTAL FEMALE
118,517
40%



TOTAL MALE
175,822
60%



TELE TABEEB CALLS DATA



**Answered
Calls**

82,154



**General
Health Advice**

4,978

**TELE TABEEB
1123**

کال ملائیں، مفت طبی مشورہ پائیں



**Mental Health
Counselling**

2,555




**Health & General
Information**

6,311



AMBULANCE INTERVENTIONS AROUND THE CLOCK

MORNING



Karachi	Rosin
56,928	59,464

EVENING



Karachi	Rosin
57,365	55,284

NIGHT



Karachi	Rosin
40,519	24,779

MEDICAL COMPLAINTS MANAGED DURING AMBULANCE INTERVENTIONS



Breathing Problem
27,528



Sick Person
19,267



Babies Delivered in an Ambulance
43



Unconscious / Fainting
16,246



Road / Traffic Accident
12,406



Chest Pain
7,252



Pregnancy Cases
5,350



Abdominal Pain
4,842



Hemorrhage / Lacerations
4,268



Cardiac Arrest
2,879



Falls
2,573



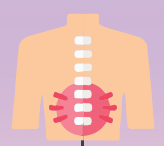
Stroke
2,062




Diabetic Problems
1,832



Burns / Explosion
1,053



Back Pain
986



Headache
411



Poisoning
335



Stab / Gunshot
326



Animal Bites / Attacks
110



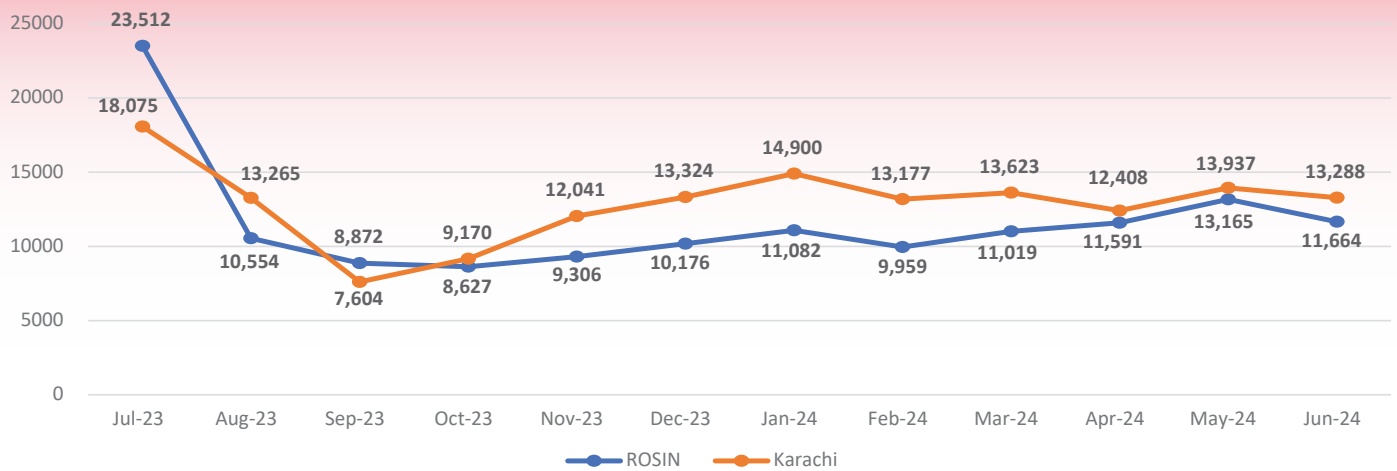
Allergies / Envomations
189

STATION WISE AMBULANCE AND MORTUARY VAN INTERVENTIONS

Station	Interventions	Interventions
1. Badin	3,124	209
2. Baldia	9,968	403
3. Bathoro	4,492	0
4. Bin Qasim	24,652	606
5. Clifton	12,690	9
6. Dadu	1,769	0
7. Garho	3,097	0
8. Ghotki	5,197	368
9. Gulshan	19,487	602
10. Hingorja	1,422	0
11. Hyderabad	18,007	419
12. Jacobabad	4,876	113
13. Kandhkot & Kashmore	3,595	111
14. Khairpur	4,931	205
15. Korangi	25,268	832
16. Larkana	16,918	584
17. Matiyari	2,521	37
18. Mehar	131	0

Station	Interventions	Interventions
19. Mirpurkhas	9,178	298
20. Mithi	233	0
21. Naushehro Feroze	2,939	1
22. North Karachi	17,596	531
23. North Nazimabad	24,433	137
24. PECHS	20,718	734
25. Qamber/Shahdadkot	4,005	191
26. Qazi Ahmed	7,282	0
27. Sanghar	1,182	0
28. Sehwan	3,124	78
29. Shaheed Benzirabad	3,344	64
30. Shikarpur	8,026	398
31. Sujawal	4,342	178
32. Sukkur	14,423	331
33. Tando Allahyar	2,821	1
34. TMK	2,610	32
35. Thatta	5,707	367
36. Umerkot	231	0
Total	294,339	7,839

MONTHLY AMBULANCE INTERVENTIONS



MONTHLY MORTUARY VAN INTERVENTIONS

