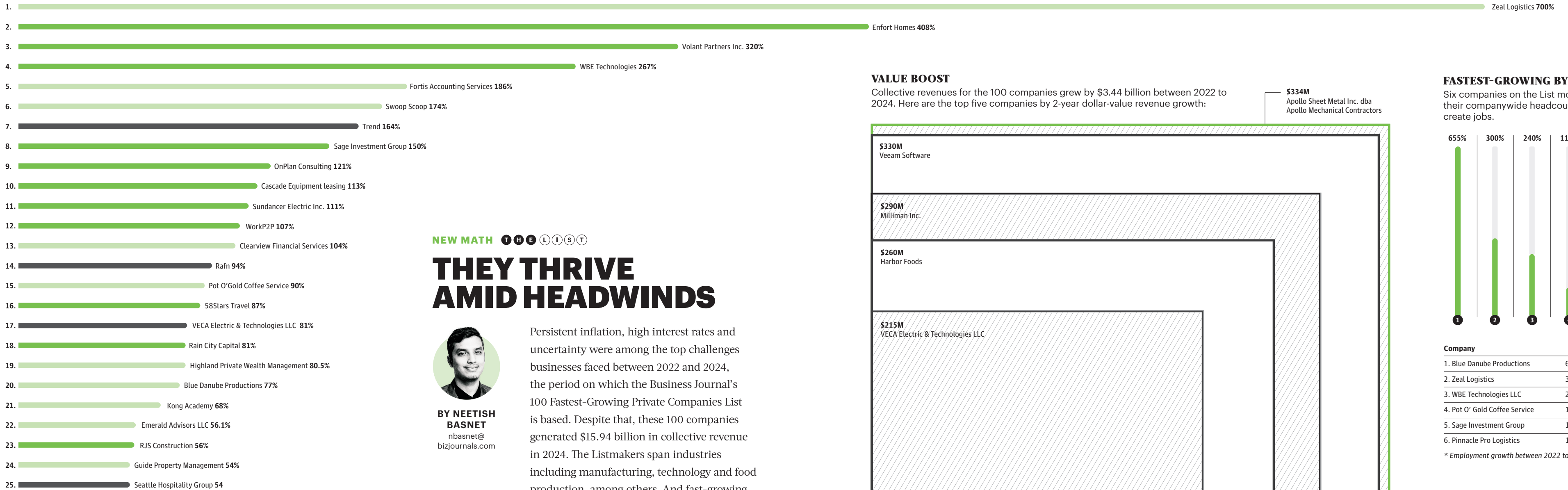


TOP 25 IN REVENUE GROWTH, 2022-24

● Large companies: \$100M and greater ● Middle-market companies: Between \$10M and \$99M ● Small companies: \$10M and less



NEW MATH THE LIST

THEY THRIVE AMID HEADWINDS




BY NEETISH BASNET
nbasnet@bizjournals.com

Persistent inflation, high interest rates and uncertainty were among the top challenges businesses faced between 2022 and 2024, the period on which the Business Journal's 100 Fastest-Growing Private Companies List is based. Despite that, these 100 companies generated \$15.94 billion in collective revenue in 2024. The Listmakers span industries including manufacturing, technology and food production, among others. And fast-growing does not necessarily mean these enterprises are small – five Listmakers each employ between 1,000 and 3,000 workers.

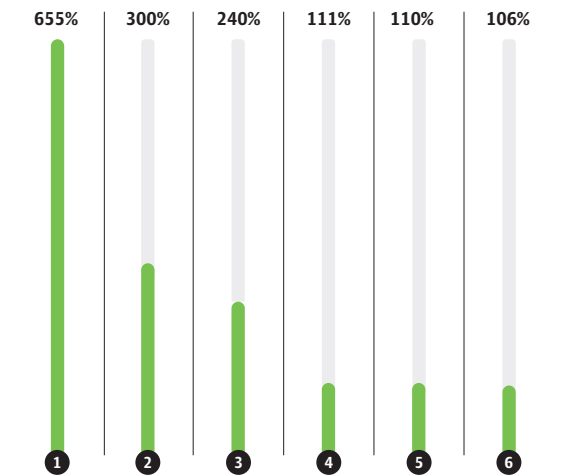
VALUE BOOST

Collective revenues for the 100 companies grew by \$3.44 billion between 2022 to 2024. Here are the top five companies by 2-year dollar-value revenue growth:



FASTEST-GROWING BY EMPLOYMENT

Six companies on the List more than doubled their companywide headcount and continue to create jobs.



Company	*Rate	2024	2025
1. Blue Danube Productions	655.00%	151	200
2. Zeal Logistics	300.00%	20	24
3. WBE Technologies LLC	240.00%	17	18
4. Pot O' Gold Coffee Service	111.10%	38	40
5. Sage Investment Group	110.00%	21	27
6. Pinnacle Pro Logistics	106.10%	101	125

* Employment growth between 2022 to 2024

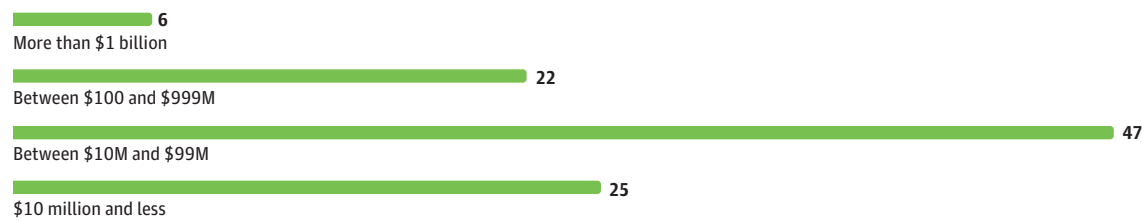
FOUNDATION FOR THE FUTURE

In just a one-year span, these companies grew at a blistering pace, and are looking to earn spots on next year's 100 Fastest-Growing list.

Company	1-year revenue growth %, 2023-24
Oatridge Security Group Inc.	194.0%
iLink Digital	182.8%
Volant Partners Inc.	112.4%
Metrix Engineers	111.5%
Buell Realtime Reporting	108.7%

REVENUE CLUSTERS

A breakdown of the fastest-growing 100 private companies by 2024 revenue



ABOUT THE FAST 100 LIST

Information on The List was supplied by individual companies through questionnaires and from company websites. Qualifying companies were required to have revenues of at least \$500,000 in the base year, 2022. Only privately held, for-profit companies with global headquarters in Washington were considered for the List. Each company went through a revenue verification process to ensure the accuracy of the ranking. Either the CEO, the chief financial officer or an equivalent role at the respective companies confirmed the revenue figures. Together, these 100 companies generated \$15.94 billion in revenue in 2024, up by \$3.44 billion from 2022. They employ 51,455 people globally.

FAST DOESN'T MEAN SMALL

Here are the largest employers on the List:

2,827
Columbia Hospitality

2,545
Apollo Sheet Metal Inc. dba Apollo Mechanical Contractors

2,080
McKinstry

1,264
VECA Electric & Technologies LLC

1,255
MacDonald-Miller Facility Solutions