

ST-A | Main ID

QTY. 3 Total (1 DF structure, 1 SF structure)

Aluminum fabricated pan, surface painted w/ dimensional logo graphics ("MALLARD CREEK" to be 1/2" thick acrylic; logo, rule lines & "APT HOMES" to be 1/4" thick acrylic); flush mounted to existing reveal on masonry monument.

NOTE: Confirm panel shape matches reveal prior to production.

Font/logo: Provided, Nord-Medium
Colors:

-  Pantone Warm Gray 8C
-  SC-901 White
-  Pantone 532C
-  SW6361 Autumnal



Proposed Signage



QTY. 3

Side View

Sign Family - Panel Signs

See notes per sign type.


Font/logo: Provided, Nord-Medium

Colors:

 Pantone Warm Gray 8C

 SC-901 White

 Pantone 532C



MESSAGE SCHEDULE:
 1-8 (QTY. 11 each) = 88
 9-12 (QTY. 7 each) = 28
 13 (QTY. 4) = 4
 14-20 (QTY. 4 each) = 28

ST-17 | Unit ID
 4"W x 4"H x 1/8"D acrylic
 -subsurface printed graphics
 QTY. 148 total



ST-31 | Exterior Room ID
 20"W x 8"H x 3MM ACM
 -painted w/ surface printed graphics
 QTY. 1 each



ST-19 | Restroom ID
 6"W x 9"H x 1/8"D NG acrylic
 -subsurface printed background
 -surface raised tactile & braille
 QTY. 1 (Leasing)



ST-35 | Exterior Restroom ID
 6"W x 9"H x 1/8"D NG acrylic
 -subsurface printed background
 -surface raised tactile & braille
 QTY. 1 each (Pool)



Braille shown for visual representation only. Final braille will be typeset prior to production

Sign Family - Panel Signs

See notes per sign type.

Font/logo: Provided, Nord-Medium

Colors:

 Pantone Warm Gray 8C

 SC-901 White

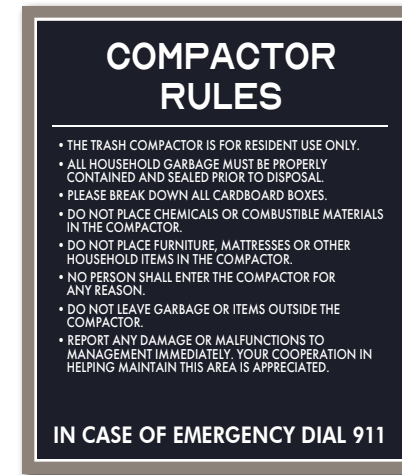
 Pantone 532C



ST-37.1 | Fitness Rules
16-1/2"W x 19-1/2"H x 1/8"D NG acrylic
-subsurface printed graphics
-wall mount
QTY. 1



ST-37.2 | Dog Park Rules
16-1/2"W x 19-1/2"H x 3MM ACM
-surface printed graphics
-fence mount w/ undersized mounting backer
QTY. 1



ST-37.3 | Compactor Rules
16-1/2"W x 19-1/2"H x 3MM ACM
-surface printed graphics
-compactor structure mount
QTY. 1



ST-37.4 | Grill Rules (at pool)
16-1/2"W x 19-1/2"H x 3MM ACM
-surface printed graphics
-fence mount w/ undersized mounting backer
QTY. 1

Building Address Message Schedule:



QTY. 2

QTY. 2

QTY. 2

QTY. 2



QTY. 2

QTY. 3

QTY. 2



QTY. 2

(Leasing Office)



ST-F | Building Address
20"W x 12"H x 3MM ACM
-painted w/ surface printed graphics
QTY. 21 total (see messages at left)



ST-37.5 | Pet Wash Rules
16-1/2"W x 19-1/2"H x 1/8"D NG acrylic
-subsurface printed graphics
-wall mount
QTY. 1

Sign Family - Posted Signs

- 1/8" thick aluminum sign panel, surface painted w/ surface printed graphics.
- Mounted on 2" square aluminum post(s), surface painted & direct buried into grade.

Font/logo: Provided, Nord-Medium, Light; Futura MD BT (hrs panel)

Colors:

 Pantone Warm Gray 8C

 SC-901 White

 Pantone 532C

 SW6361 Autumnal

ST-G | Primary Directional
18"W x 18"H; 2" post
QTY. 3 total



QTY. 1

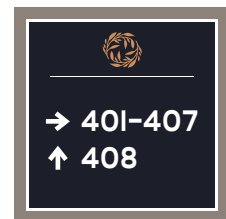
ST-R | Private Property
18"W x 18"H; 2" post
QTY. 2



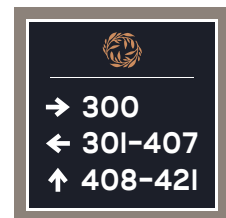
ST-Z10 | Future Resident
18"W x 18"H; 2" post
QTY. 2



ST-P | Leasing Hours
20"W x 30"H; 2" post
-changeable hours panel
QTY. 1



QTY. 1



QTY. 1

Sign Family - Posted Signs Cont'd

- 1/8" thick aluminum sign panel, surface painted w/ surface printed graphics.
- Mounted on 2" square aluminum post, surface painted & direct buried into grade.

Font/logo: Provided, Nord-Medium; Futura-Medium (rules)

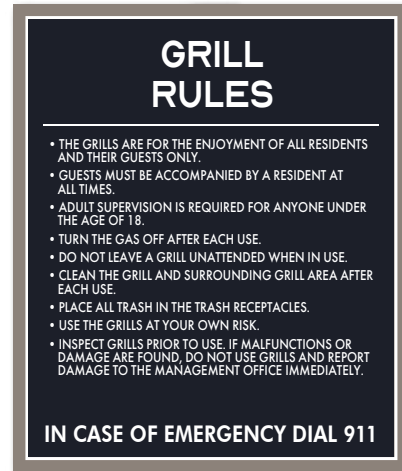
Colors:

 Pantone Warm Gray 8C

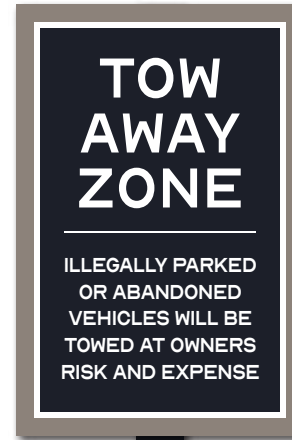
 SC-901 White

 Pantone 532C

ST-37.4.2 | Posted Grill Rules
16-1/2"W x 19-1/2"H; 2" post
QTY. 1




ST-Z12 | Tow Away Zone
12"W x 18"H; 2" post
QTY. 1



ST-Z7 | HC Parking
12"W x 18"H; 2" post
QTY. 1



ST-Z13 | Towing Sign
22"W x 22"H; 2" post
QTY. 2



Undersized backer for existing towing sign (pictured below)
CONFIRM SIZE OF TOWING PANEL



estimated at 24" x 24"

Sign Family - Pool Signage

-3MM ACM sign panel, surface painted w/ surface printed graphics.

Font/logo: Provided, Nord-Medium, Futura Medium (rules)

Colors:

 Pantone Warm Gray 8C

 SC-901 White

 Pantone 532C

 SW6361 Autumnal



ST-44 | Emergency Address
12"W x 10"H
-wall mount
QTY. 1



ST-45 | Pool Closed
12"W x 10"H
-fence mount (removable/hanging?)
QTY. 1



ST-38.1 | No Lifeguard
24"W x 24"H
-fence mount w/ undersized mounting backer
QTY. 2



ST-38.2 | Emergency
24"W x 24"H
-fence mount w/ undersized mounting backer
QTY. 2



ST-38 | Pool Rules
25.5"W x 36"H
-fence mount w/ undersized mounting backer
QTY. 2

Sign Family - DOT Posted Signs

-.080" alum. panel w/ DOT compliant reflective graphics
-Mounted on 3" square aluminum posts, surface painted & direct buried.

Colors:



ST-Z7.1 | HC Parking
12" x 26"; 3" sq. alum. post
QTY. 3



ST-0 | Speed Limit
12" x 18"; 3" sq. alum. post
QTY. 1



ST-M | Stop
24" STOP; 3" sq. alum. post
QTY. 1



ST-Q.1 | Street Name w/ Stop
36"W x 8"H street; 24" STOP; 3" sq. alum. post
QTY. 1



ST-1 | Interior Logo

QTY. 1 - SF

Mallard Creek:
1/4" thick aluminum plate letters, surface painted & mounted w/ concealed studs & painted spacers to white subway tile wall.

Logo & Apt. Homes:
1/8" dimensional graphics, mounted flush to white subway tile wall on site.

Font/logo: Provided

Colors:

 Pantone 532C

Side View



ST-3 | Door Vinyl

QTY. 2 - SF

Approximately 24"W x 11.75"H overall. Glass estimated 36"W.

Etchmark vinyl applied 1st surface to existing double doors on site.

Font/logo: Provided, Nord-Medium

Colors:



3M Etchmark Vinyl

Verify width of door glass.

