

## ST-A | Lobby Logo

QTY. 1 - SF

Approximately 17" H x 78-1/8" W overall

3/8" thick acrylic letters, surface painted & mounted to lobby wall via concealed studs & spacers.

Font: Mr Eaves San OT Reg

Colors:

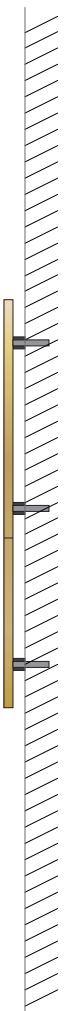


28-0048 Dusted Brass (metallic)



Proposed Location

# AVERY



Side View

## ST-1A | George Avery Graphic

---

QTY. 1 - SF

Sizes TBD.

Printed vinyl graphics surface applied to lobby wall by elevators.

NOTE: Client to supply high resolution artwork for production.

Colors:



per artwork



Proposed Location

## ST-3 | Entry Door Vinyl

---

QTY. 1 - SF

Sizes TBD.

3M etchmark vinyl, applied to surface of entrance door.

Font/logo: provided, Lexend Zetta Regular

Colors:



3M Etchmark Vinyl




represents existing door on site

## Interior Sign Family


1/4" thick clear acrylic panel w/ subsurface printed background & graphics.

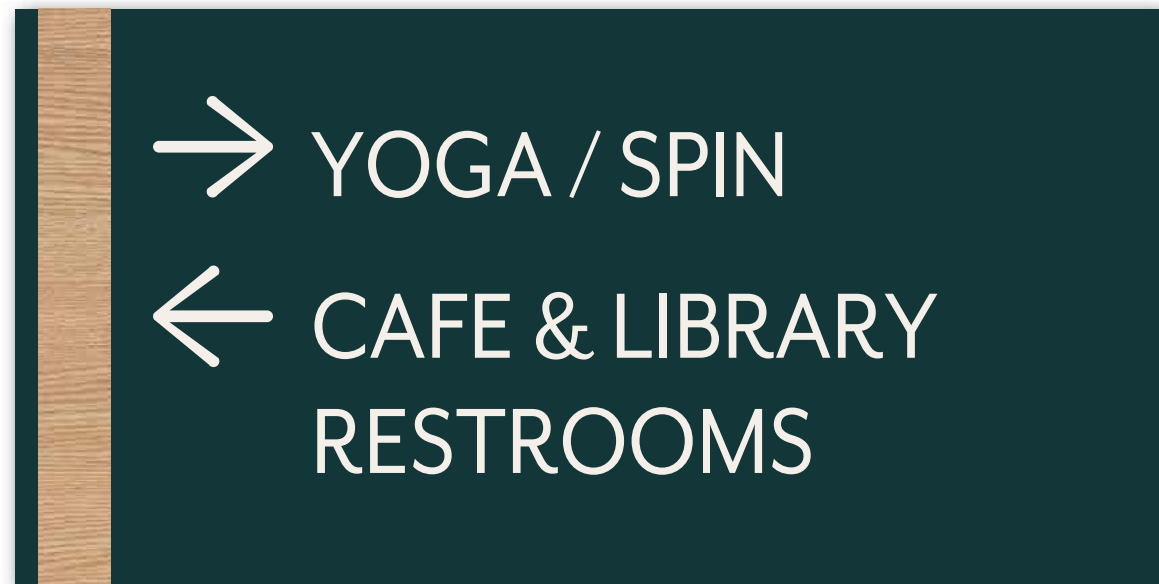
Font: Mr Eaves San OT Reg

Colors:

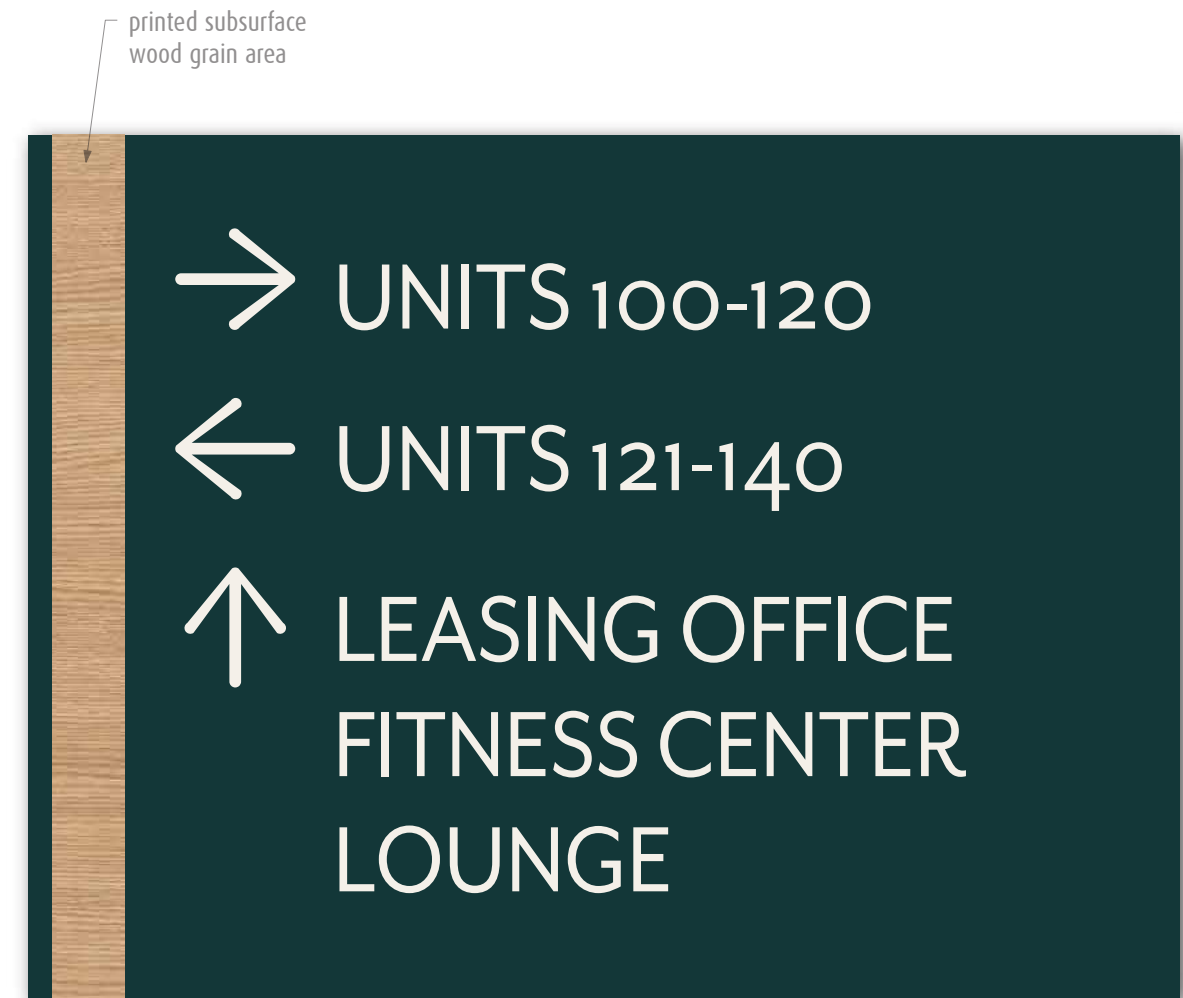
 SW7623 Cascades

 SW7100 Arcade White

 Print to match Wilsonart  
7954 Natural Rift laminate



ST-9 | Small Directional  
12"W x 6"H overall



ST-8 | Medium Directional  
12"W x 9"H overall

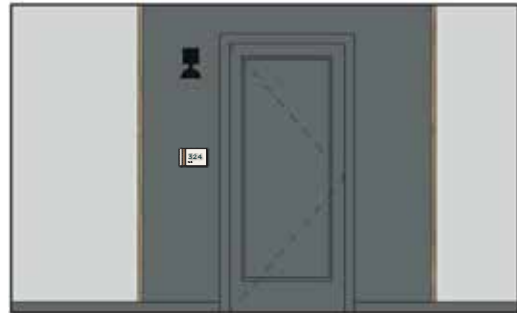
## Interior Sign Family

-1/8" thick acrylic backer, painted w/ 1/16" thick acrylic panel inlay w/ 3D printed wood texture laminate to match Wilsonart Natural Rift  
 -1/4" thick non-glare acrylic face panel, w/ subsurface printed graphics & surface printed tactile copy & clear braille; left accent piece to have subtle tone on tone pattern; face panel split to reveal wood on backer.

Font: Lexend Zetta Regular

Colors:

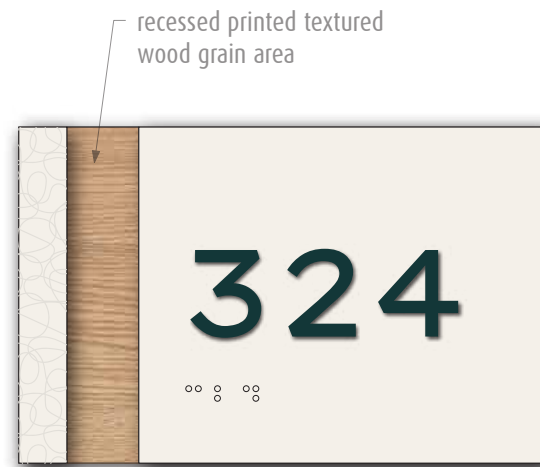
- SW7623 Cascades
- SW7100 Arcade White
- Textured print to match Wilsonart 7954 Natural Rift laminate



Corridor & Unit Entry Scheme 1



Corridor & Unit Entry Scheme 2



ST-17 | Unit ID  
 5-1/2"W x 3-1/2"H overall



ST-15 | Major Room ID  
 9"W x 4-1/2"H overall



ST-18 | Office ID  
 9"W x 4-1/2"H overall


\*Braille shown for visual representation only. Final braille will be typeset prior to production\*

## Interior Sign Family

1/4" thick non-glare acrylic panel w/ subsurface printed background w/ surface printed tactile copy & clear braille. Level/Floor ID is 1/8" thick panel.

Font: Lexend Zetta Regular

Colors:

 SW7623 Cascades

 SW7100 Arcade White



ST-22 | Exit ID  
4-1/2"W x 3"H overall



ST-29 | ICOF  
6"W x 9"H overall



ST-16 | Standard Room ID  
7"W x 3-1/2"H overall



ST-31 | Exterior Room ID  
7"W x 3-1/2"H overall

\*Braille shown for visual representation only. Final braille will be typeset prior to production\*


## Interior Sign Family

1/4" thick non-glare acrylic panel w/ subsurface printed background & graphics w/ surface printed tactile copy & clear braille.


Font: Lexend Zetta Regular

Colors:

-  SW7623 Cascades
-  SW7100 Arcade White
-  Wilsonart 7954 Natural Rift



ST-19 | Restroom ID  
6-1/2"W x 8-1/2"H overall



ST-20 | Stair ID  
6-1/2"W x 8-1/2"H overall

\*Braille shown for visual representation only. Final braille will be typeset prior to production\*

## Interior Sign Family

---

1/8" thick clear acrylic panel w/ subsurface printed background & graphics.  
Insert window area for 11" x 8-1/2" paper insert.

Font: Lexend Zetta Regular

Colors:



SW7623 Cascades



SW7100 Arcade White



ST-24 | Evac Map  
12"W x 12"H overall

## Interior Sign Family

---

1/8" thick clear acrylic panel w/ subsurface printed background & graphics.

Font: Lexend Zetta Regular

Colors:



SW7623 Cascades



SW7100 Arcade White



Pantone 2019C Tiger

# FITNESS CENTER RULES

- THE FITNESS CENTER IS FOR THE ENJOYMENT OF RESIDENTS AND THEIR GUESTS ONLY.
- LIMIT OF 2 GUESTS PER APARTMENT.
- GUEST MUST BE ACCOMPANIED BY RESIDENT AT ALL TIMES.
- NO FOOD, GLASS OR ALCOHOLIC BEVERAGES ALLOWED.
- USE EQUIPMENT AT YOUR OWN RISK.
- ANYONE UNDER 18 MUST BE ACCOMPANIED AND SUPERVISED BY AN ADULT RESIDENT.
- APPROPRIATE EXERCISE SHOES AND CLOTHES MUST BE WORN.
- PLEASE WIPE DOWN MACHINES AFTER USE.
- INSPECT EQUIPMENT BEFORE USE. IF DAMAGE IS FOUND, DO NOT USE EQUIPMENT AND REPORT DAMAGE TO THE MANAGEMENT OFFICE IMMEDIATELY.
- FITNESS CENTER OPEN 24 HOURS.

**IN CASE OF EMERGENCY DIAL 911**

ST-37.1 | Fitness Rules

16-1/2"W x 19-1/2"H overall

## Interior Sign Family

1/8" thick non-glare acrylic panel w/ subsurface printed background w/ surface printed tactile copy & clear braille.

Font: Lexend Zetta Regular

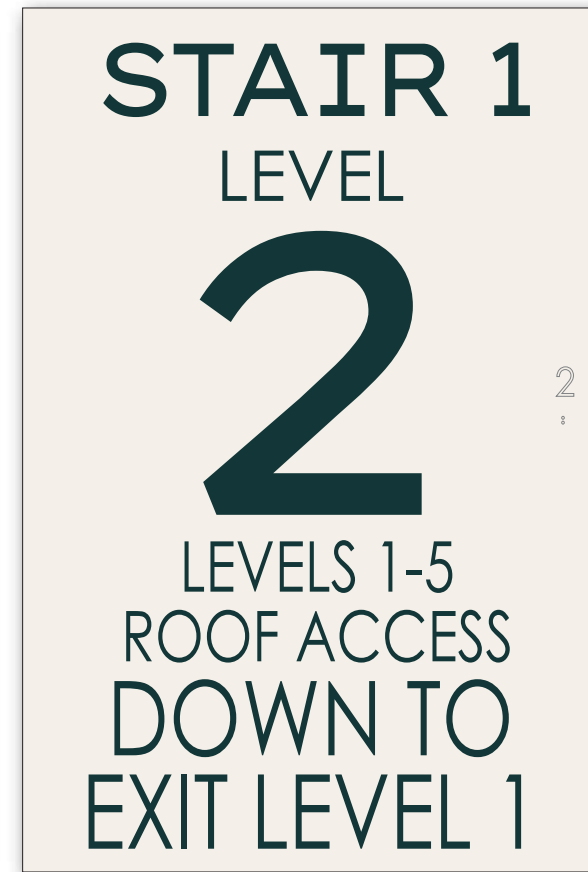
Colors:

 SW7623 Cascades

 SW7100 Arcade White



ST-21.1 | Level/Floor ID  
8"W x 4"H



ST-21 | Level/Floor ID  
12"W x 18"H

\*Braille shown for visual representation only. Final braille will be typeset prior to production\*