

ST-A | Main ID

QTY. 2 - SF

3" Deep aluminum fabricated pan, surface painted w/ dimensional logo graphics ("NORTHLAKE" to be 1/2" thick acrylic, "Apt. Homes" to be 1/4" thick acrylic), flush mounted to pan; pan mounts existing reveal on masonry monument.

NOTE: Confirm panel shape & depth matches reveal prior to production.

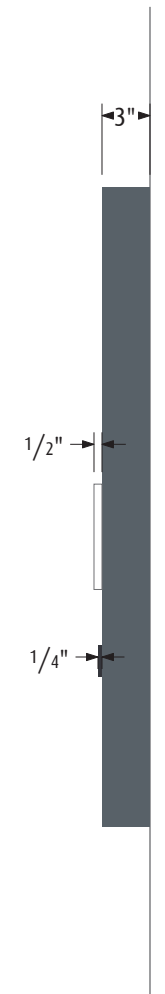
Font/logo: Provided, Termina Regular

Colors:

- SW6251 Outerspace
- SW7632 Modern Gray
- SW7035 Aesthetic White
- SC-901 White
- SW6258 Tricorn Black



Proposed Signage







Side View

Sign Family - Panel Signs

See notes per sign type.


Font/logo: Termina-Demi

Colors:

-  SW6251 Outerspace
-  SW7632 Modern Gray
-  SC-901 White
-  SW6258 Tricorn Black

ST-17 | Unit ID Message Schedule

A-C (17 each) = 51
 D = 16
 E = 15
 F-L (14 each) = 98
 M-R (6 each) = 36




ST-17 | Unit ID

4-1/2"W x 4"H x 1/8"D acrylic
 -subsurface printed graphics
 QTY. 216 (see message schedule above)

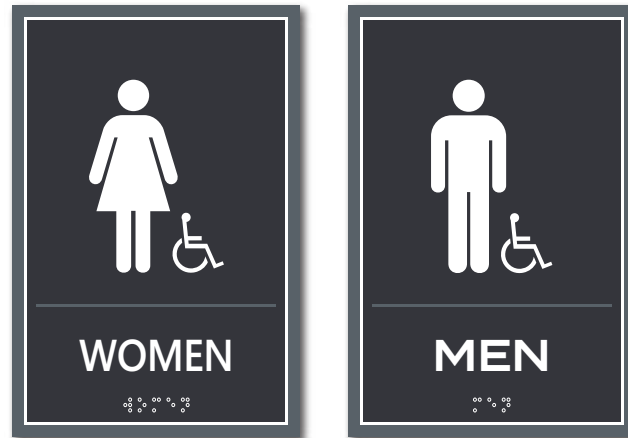


ST-31 | Garage Number

7"W x 5"H x 3mm ACM
 -surface printed graphics
 QTY. 24



ST-31 | Garage Number Message Schedule



ST-19 | Restroom ID

6"W x 9"H x 1/8"D NG acrylic
 -subsurface printed background
 -surface raised tactile & braille
 QTY. 1 each

ST-31.1 | Garage Address Message Schedule

8216, 3000 (x2), 3012, 3108, 3208



ST-31.1 | Garage Address

8.5"W x 5"H x 3MM ACM
 -surface printed graphics
 QTY. 6 (see message schedule above)



ST-8 | Medium Directional

12"W x 12"H x 3mm ACM
 -surface printed graphics
 -mounts to Leasing Bldg. siding w/ undersized mounting backer
 QTY. 1

Braille shown for visual representation only. Final braille will be typeset prior to production

Sign Family - Panel Signs

See notes per sign type.

Font/logo: Termina-Demi, Segoe UI Variable-Semibold Display

Colors:

- SW6251 Outerspace
- SW7632 Modern Gray
- SC-901 White
- SW6258 Tricorn Black



ST-7 | RR & Fitness Directional
 20"W x 12"H x 3MM ACM
 -surface printed graphics
 -mounts to siding w/ undersized backer
 QTY. 1



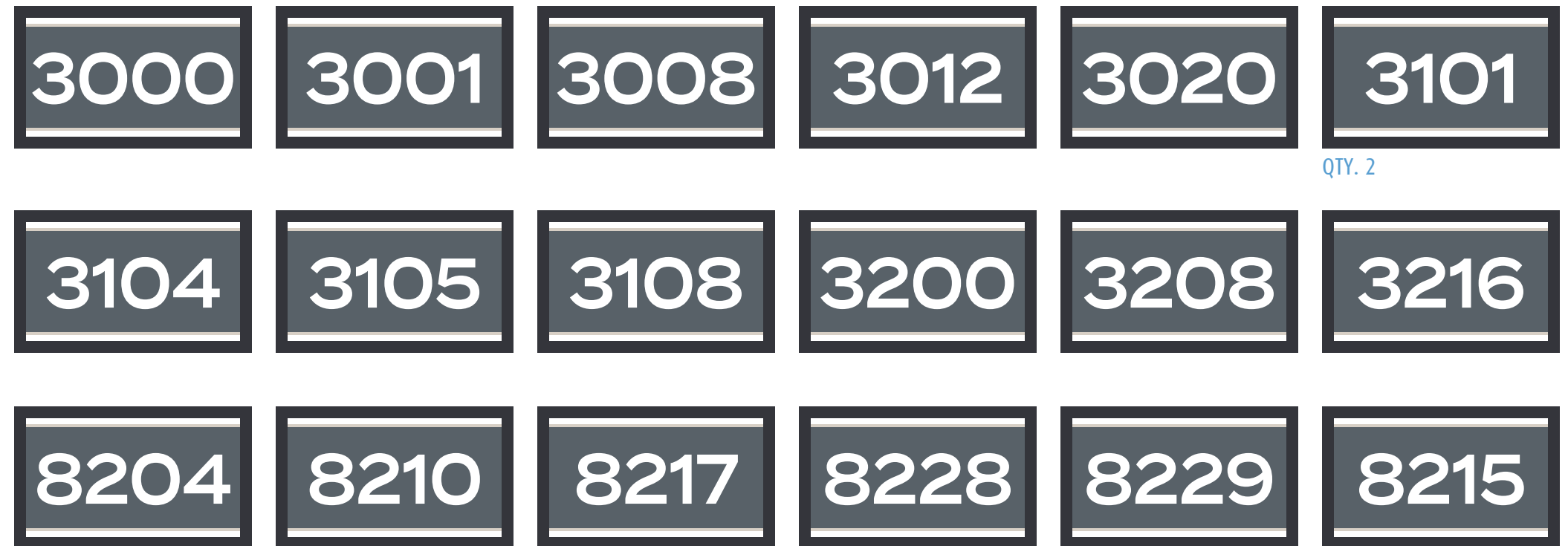
ST-Z13 | No Parking
 12"W x 18"H x 3MM ACM
 -surface printed graphics
 -mounts to brick garage w/ undersized backer
 QTY. 7



ST-Z12.1 | Tow Away Zone
 12"W x 18"H x 3MM ACM
 -surface printed graphics
 -column mount at car wash w/ undersized backer
 QTY. 1



ST-F | Building Address
 20"W x 12"H x 3MM ACM
 -surface printed graphics
 -brick wall mounted
 QTY. 19



QTY. 2

(leasing address)

ST-F | Building Address Message Schedule

Sign Family - Posted Signs

- 1/8" thick aluminum sign panel, surface painted w/ surface printed graphics.
- Mounted on 2" square aluminum post(s), surface painted & direct buried into grade.

Font/logo: Termina-Demi, Segoe UI Variable-Semibold Display

Colors:

- SW6251 Outerspace
- SW7632 Modern Gray
- SW7035 Aesthetic White
- SC-901 White
- SW6258 Tricorn Black

ST-Z12 | Tow Away Zone
12"W x 18"H; 2" post



QTY. 3

ST-G.1 | Call Box Directional
18"W x 18"H; 2" post



QTY. 1

ST-R | Private Property
18"W x 18"H; 2" post



QTY. 2

ST-Z10 | Future Resident
18"W x 18"H; 2" post



QTY. 3

ST-P | Leasing Hours
20"W x 30"H; 2" posts
-changeable hours panel








QTY. 1

Sign Family - Posted Signs

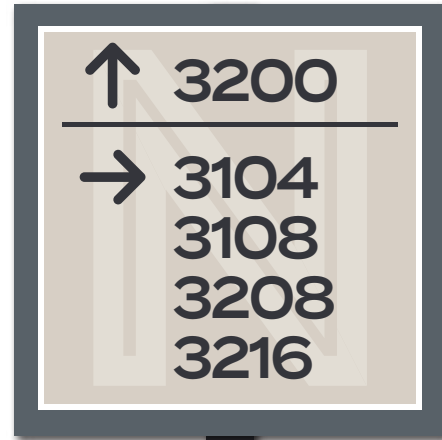
-1/8" thick aluminum sign panel, surface painted w/ surface printed graphics.
 -Mounted on 2" square aluminum post, surface painted & direct buried into grade.

Font/logo: Termina-Demi, DOT Standard

Colors:

-  SW6251 Outerspace
-  SW7632 Modern Gray
-  SW7035 Aesthetic White
-  SC-901 White
-  SW6258 Tricorn Black

ST-H | Secondary Directional
 18"W x 18"H; 2" post
 QTY. 3 total



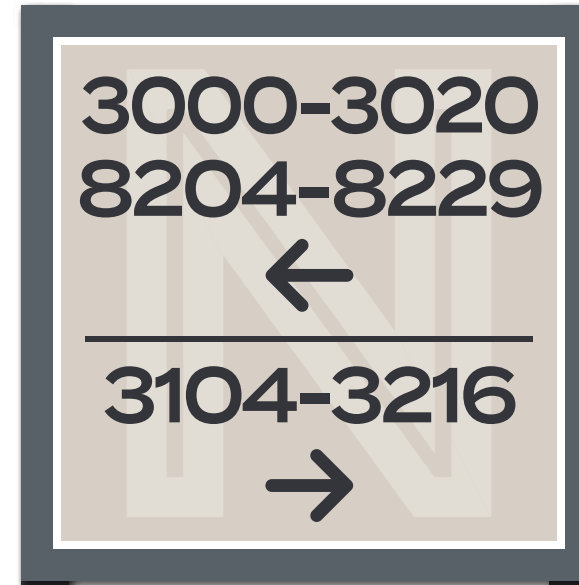
QTY. 1

ST-Z7 | HC Parking
 12"W x 18"H; 2" post



QTY. 1

ST-G | Primary Directional
 24"W x 24"H; 2" posts




QTY. 1

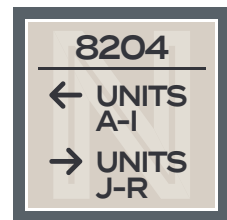
ST-Z13 | Towing Sign
 22"W x 22"H; 2" post



QTY. 2



QTY. 1



QTY. 1

Undersized backer for existing towing sign (pictured below)
 CONFIRM SIZE OF TOWING PANEL



estimated at 24" x 24"

Sign Family - Posted Signs

- .080" aluminum panel w/ DOT compliant reflective graphics.
- Mounted on 3" square aluminum post, surface painted & direct buried into grade.

Font/logo: Highway Gothic Condensed, DOT Standard
 Colors:

 SW6258 Tricorn Black

ST-0 | Speed Limit
 12" x 18"; 3" sq. alum. post



QTY. 1

ST-Z7.1 | HC Parking
 12" x 26"; 3" sq. alum. post



QTY. 7

ST-Q.1 | Double Street Name w/ Stop
 36"W x 8"H street; 24" STOP; 3" sq. alum. post
 QTY. 3 total



ST-Q.1 MESSAGE SCHEDULE

- 1) High Glen Dr
Crescent Ridge Dr
- 2) Norcroft Dr
High Glen Dr
- 3) Ridge Cliff Dr
High Glen Dr

Sign Family - Trash & Gate Signage

See notes per sign type.

Font/logo: Termina-Demi, Termina-Regular, Segoe UI Variable-Semibold Display
Colors:

SW6251 Outerspace

SC-901 White

SW6258 Tricorn Black



ST-44 | Trash Over Fence
24"W x 24"H x 3MM ACM
-surface printed graphics
-structure mount
QTY. 2



ST-45 | Entry Only
18"W x 18"H x 3MM ACM
-surface printed graphics
-gate mount
QTY. 4



ST-45.1 | Exit Only
18"W x 18"H x 3MM ACM
-surface printed graphics
-gate mount
QTY. 4



ST-7 | Large Trash Directional
12"W x 18"H x 3MM ACM
-surface printed graphics
-structure mount
QTY. 1



ST-45.2 | Caution Gate
18"W x 12"H x 3MM ACM
-surface printed graphics
-column mount
QTY. 1



ST-45.3 | Caution Gate
18"W x 12"H x 3MM ACM
-surface printed graphics
-column mount
QTY. 1



ST-46 | Gate Directions
18"W x 24"H x 3MM ACM
-surface printed graphics
-column mount
QTY. 1

Sign Family - Pool Signage

3MM ACM sign panel, surface painted w/ surface graphics.

Font/logo: Termina-Demi, Segoe UI Variable-Semibold Display

Colors:

SW6251 Outerspace

SC-901 White

SW6258 Tricorn Black

MX50 Red



ST-38.3 | Emergency Address
12"W x 10"H
-wall mount w/ undersized backer
QTY. 1



ST-38.4 | Pool Closed
12"W x 10"H
-fence mount (removable/hanging?)
QTY. 2



ST-38.5 | Please Shower
12"W x 10"H
-gate/fence mount w/ undersized backer
QTY. 1



ST-38.1 | No Lifeguard
24"W x 24"H
-wall/fence mount w/ undersized mounting backer
QTY. 1



ST-38.2 | Emergency
24"W x 24"H
-wall/fence mount w/ undersized mounting backer
QTY. 2



ST-38 | Pool Rules
25.5"W x 36"H
-wall/fence mount w/ undersized mounting backer
QTY. 1

Sign Family - Amenity Rules

See notes per sign type.

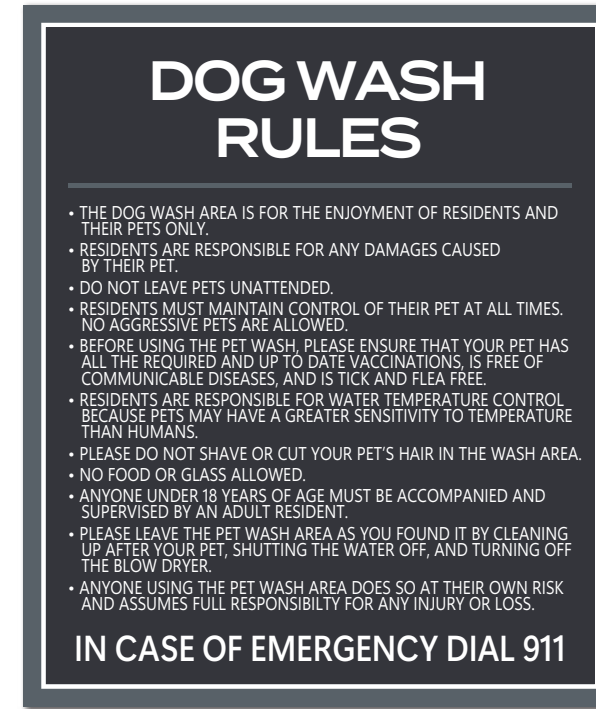
Font/logo: Termina-Demi, Segoe UI Variable-Semibold Display

Colors:

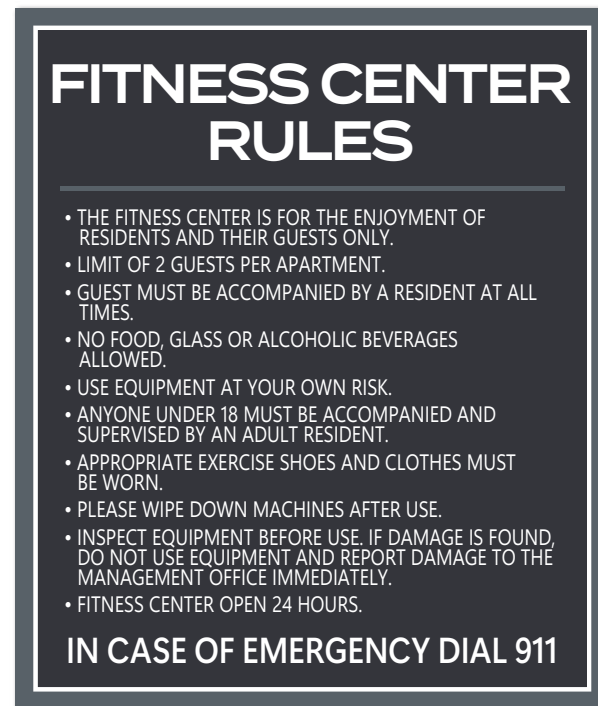
SW6251 Outerspace

SC-901 White

SW6258 Tricorn Black



ST-37.5 | Dog Wash Rules
16-1/2"W x 19-1/2"H x 1/8"D NG acrylic
-subsurface printed graphics
-wall mount
QTY. 1



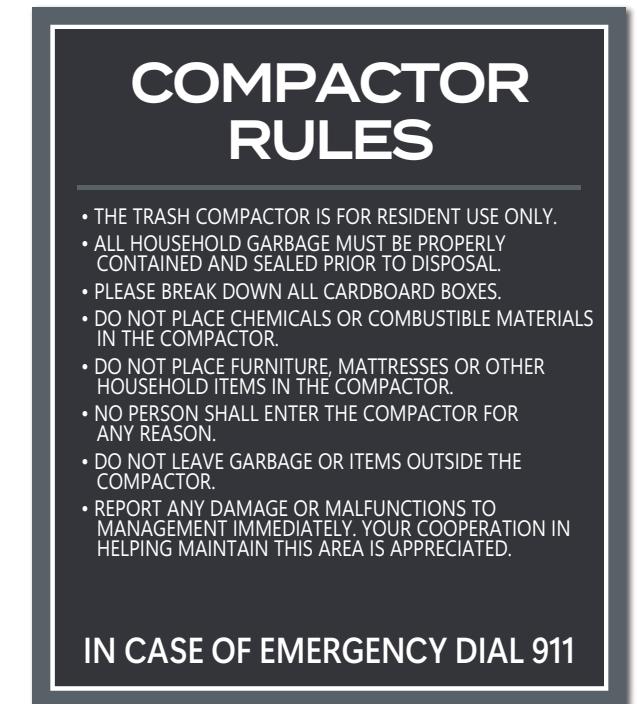
ST-37.1 | Fitness Rules
16-1/2"W x 19-1/2"H x 1/8"D NG acrylic
-subsurface printed graphics
-wall mount
QTY. 1



ST-37.2 | Dog Park Rules
16-1/2"W x 19-1/2"H x 3MM ACM
-surface printed graphics
-fence mount w/ undersized backer
QTY. 1



ST-37.3 | Grill Rules
16-1/2"W x 19-1/2"H x 3MM ACM
-surface printed graphics
-grill structure mount w/ undersized backer
QTY. 1



ST-37.4 | Compactor Rules
16-1/2"W x 19-1/2"H x 3MM ACM
-surface printed graphics
-compactor structure mount
QTY. 1

ST-3 | Door Vinyl

QTY. 1 - SF

Etchmark vinyl applied 1st surface to door on site.

Font/logo: Termina-Demi

Colors:

 3M Etchmark Vinyl

Approximately 11-3/4"W x 3-3/4"H
QTY. 1

represents existing
doors on site



Sign Family - Amenity Rules

- 1/8" thick aluminum sign panel, surface painted w/ surface printed graphics.
- Mounted on 2" square aluminum post(s), surface painted & direct buried into grade.

Font/logo: Termina-Demi, Segoe UI Variable-Semibold Display

Colors:



SW6251 Outerspace



SC-901 White



SW6258 Tricorn Black

ST-37.6.1 | Playground Rules
16-1/2"W x 19-1/2"H; 2" post
QTY. 1

