

# ST-1C | Lobby Logo - Option 1 (11" letters)

QTY. 1 - SF

Approximately 11" H x 55-1/2" W overall

3/8" thick acrylic letters, surface painted & mounted to painted drywall area of living green wall via concealed studs & spacers.


NOTE: Moss/greenery depth varies from 1" to 1.5" above and below letter set. Letters to be installed prior to greenery installation.

Font: Mr Eaves San OT Reg

Colors:

 28-0048 Dusted Brass (metallic)


moss ranging from 1" to 1.5" depth

 SW7068 Grizzle Gray paint

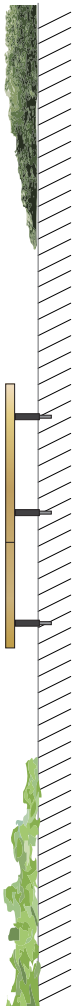
moss ranging from 1" to 1.5" depth



Proposed Location



Graphic will have 3/4" thick painted trimwork around perimeter.



Side View

# ST-1C | Lobby Logo - Option 2 (17" letters)

QTY. 1 - SF

Approximately 17" H x 78" W overall

3/8" thick acrylic letters, surface painted & mounted to painted drywall area of living green wall via concealed studs & spacers.

NOTE: Moss/greenery depth varies from 1" to 1.5" above and below letter set. Letters to be installed prior to greenery installation.


Font: Mr Eaves San OT Reg

Colors:

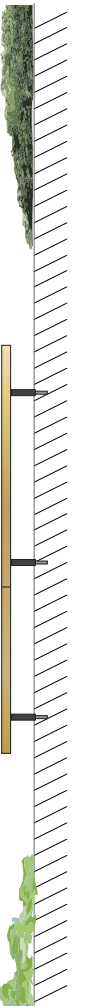
 28-0048 Dusted Brass (metallic)



Proposed Location



Graphic will have 3/4" thick painted trimwork around perimeter.



Side View

# ST-3C | Entry Door Vinyl

QTY. 1 - SF

Sizes TBD.

3M etchmark vinyl, applied to surface of entrance door.

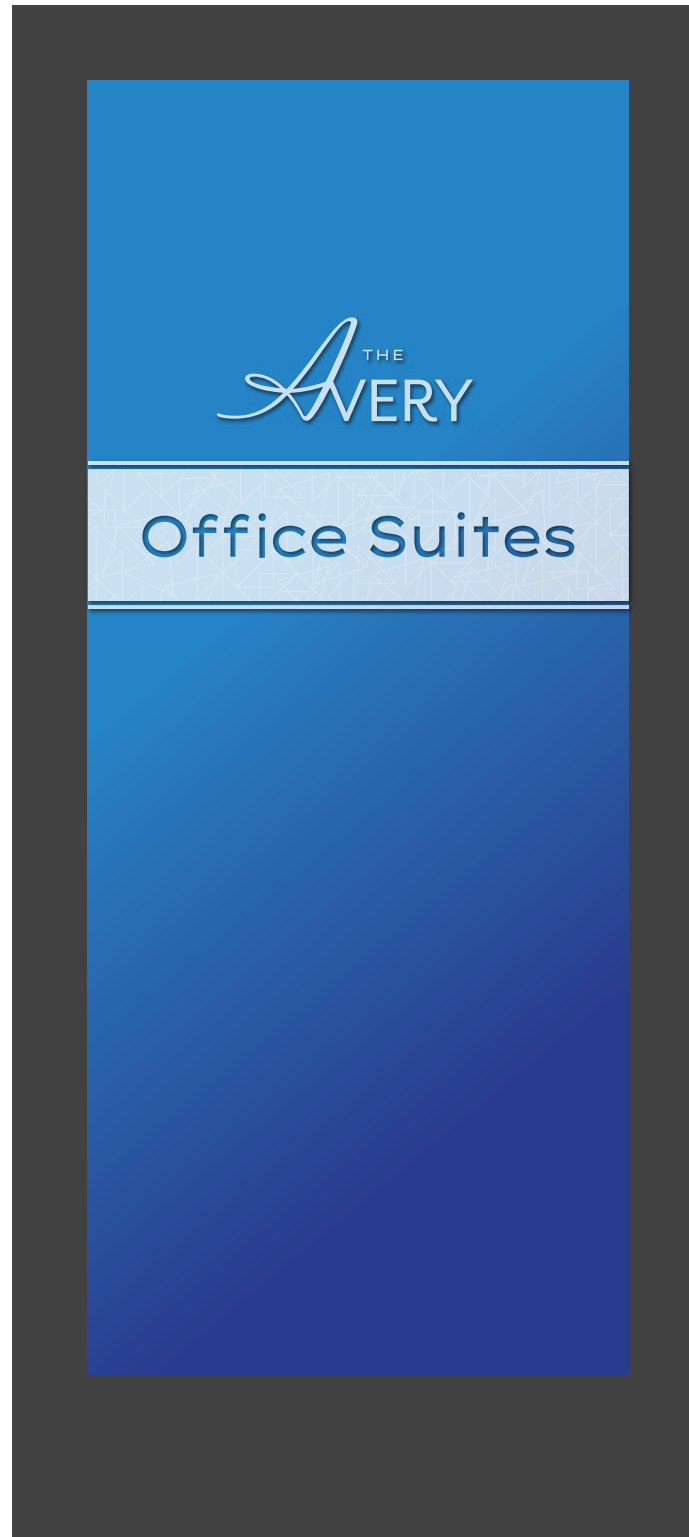
Font/logo: provided, Lexend Zetta Regular

Colors:



3M Etchmark Vinyl

Option 1 (subtle background pattern)



Option 2 (no pattern)



represents existing door on site

## Interior Sign Family - ADA Signs

Approximately 4-1/2" H x 9" W overall

-1/8" thick acrylic backer, w/ subsurface printed background.  
 -1/4" thick non-glare acrylic face panel w/ subsurface printed wood grain to match Wilsonart Natural Rift w/ surface printed tactile copy & clear braille; face panel split to reveal graphic pattern on 1/16" thick acrylic panel that's inset in face panel.

Font: Lexend Zetta Regular

Colors:

 Black

 TBD Light Gray (to match field paint)

 Print to match Wilsonart 7954 Natural Rift laminate



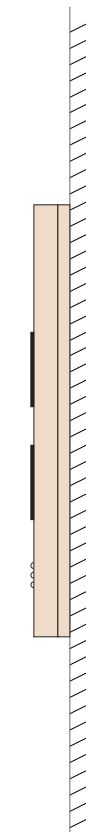
Proposed Signage



ST-18C | Office ID  
 9"W x 4-1/2"H overall



ST-15C | Major Room ID  
 9"W x 4.5"H



Side View

\*Braille shown for visual representation only. Final braille will be typeset prior to production\*

## Interior Sign Family - ADA Signs

1/4" thick non-glare acrylic panel w/ subsurface printed background w/ surface printed tactile copy & clear braille.

Font: Lexend Zetta Regular, Century Gothic Pro

Colors:



Black



TBD Light Gray (to match field paint)



Print to match Wilsonart 7954 Natural Rift laminate



ST-16C | Standard Room ID

7"W x 3-1/2"H overall



ST-19C | Restroom ID

6-1/2"W x 8-1/2"H overall



ST-20C | Stair ID

6-1/2"W x 8-1/2"H overall

\*Braille shown for visual representation only. Final braille will be typeset prior to production\*