



Fashion Jewelry/Personal Adornment

To explore a technique that is coiling and come up with a unique concept of avant garde jewelry.

The collection was nominated for IJW Bombay Fashion week show and was highly appreciated by the masters in Jewelry industry.

This collection is designed as a concept that can be taken further for commercial jewelry collection.

Design Brief

To come up with a range of Personal Adornments, taking inspiration from the Adornments of Long neck tribe from Myanmar converting the complexity and the curls into a modern and high class adornments.



INSPIRATION BOARD







Kayan Tribe (Burma)

- The Kayan Lahwi tribe are well known for wearing neck rings, brass coils that are placed around the neck, appearing to lengthen it.
- The women wearing these coils are known as *giraffe women* to tourists.
- Girls first start to wear rings when they are around five years old.
- Over the years the coil is replaced by a longer one, and more turns are added.
- The weight of the brass pushes the collar bone down and compresses the rib cage. The neck itself is not lengthened; the appearance of a stretched neck is created by the deformation of the **clavicle**.




- Anthropologists, found out that the rings protected women from becoming slaves by making them less attractive to other tribes.
- Contrastingly it has been theorised that the coils originate from the **desire to look more attractive** by exaggerating sexual dimorphism, as women have more slender necks than men.
- It has also been suggested that the coils give the women **resemblance to a dragon**, an important figure in Kayan folklore.
- The coils might be meant to protect from tiger bites, perhaps literally, but probably symbolically.
- A full set of neck rings weighs about **10kilos**.
- The rings identified the women so that they would not be taken by other tribes.
- They are worn for beauty, as the various tribes vied for attention

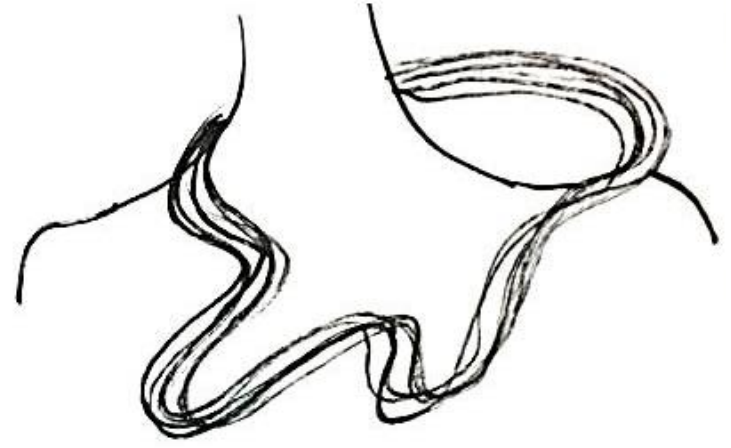
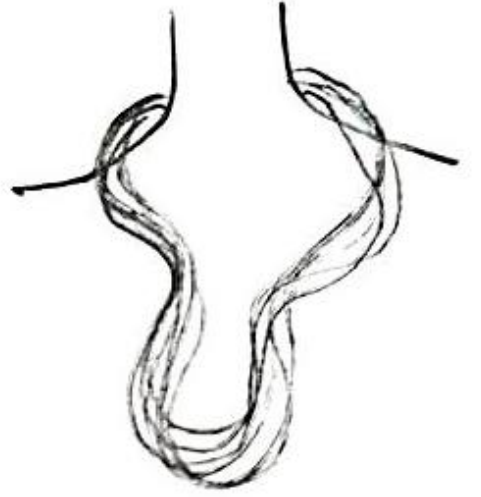
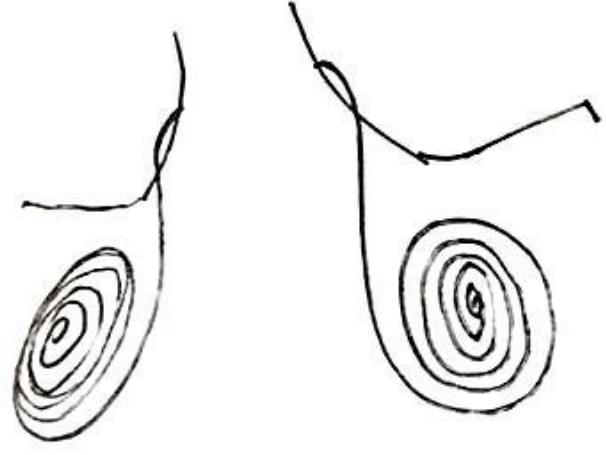
Mood board

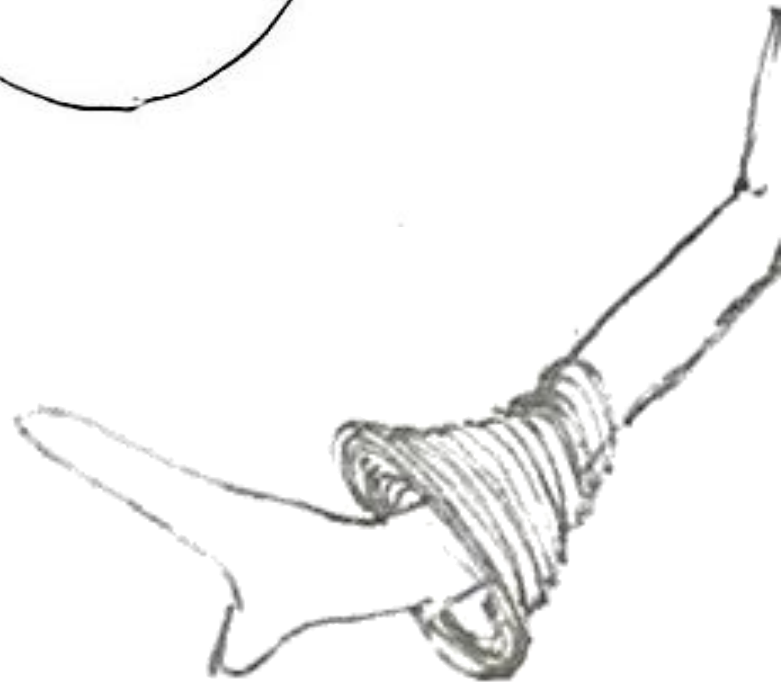
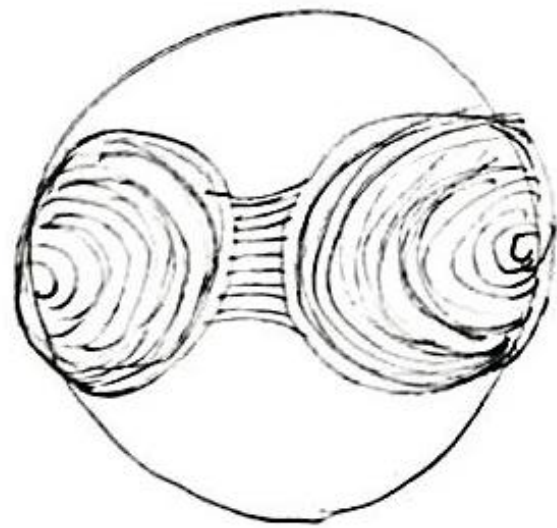


Client board

Rough ideation sketches








The Making Process

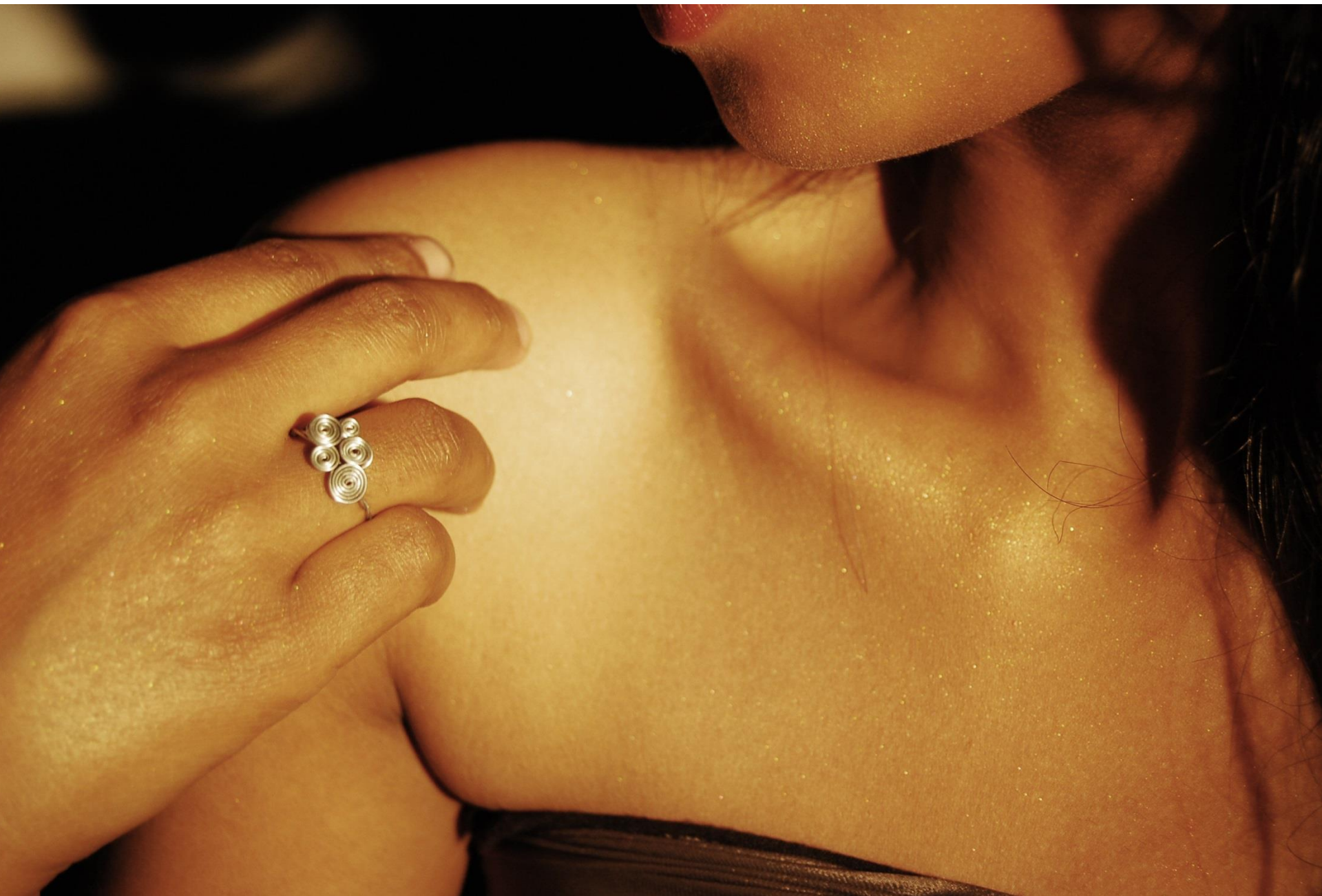
The coiling technique is explored in various possible forms.


- Play of light & shadow
- Elegant & Comfortable

Similarly we can develop any desired form of jewelry using coiling technique for creating jewelry for various parts of body i.e as headgear, neck, arms, waist etc.

























The coiling technique is explored in various possible forms.

- Play of light & shadow
- Elegant & Comfortable

Similarly we can develop any desired form of jewelry using coiling technique for creating jewelry for various parts of body i.e as headgear, neck, arms, waist etc.