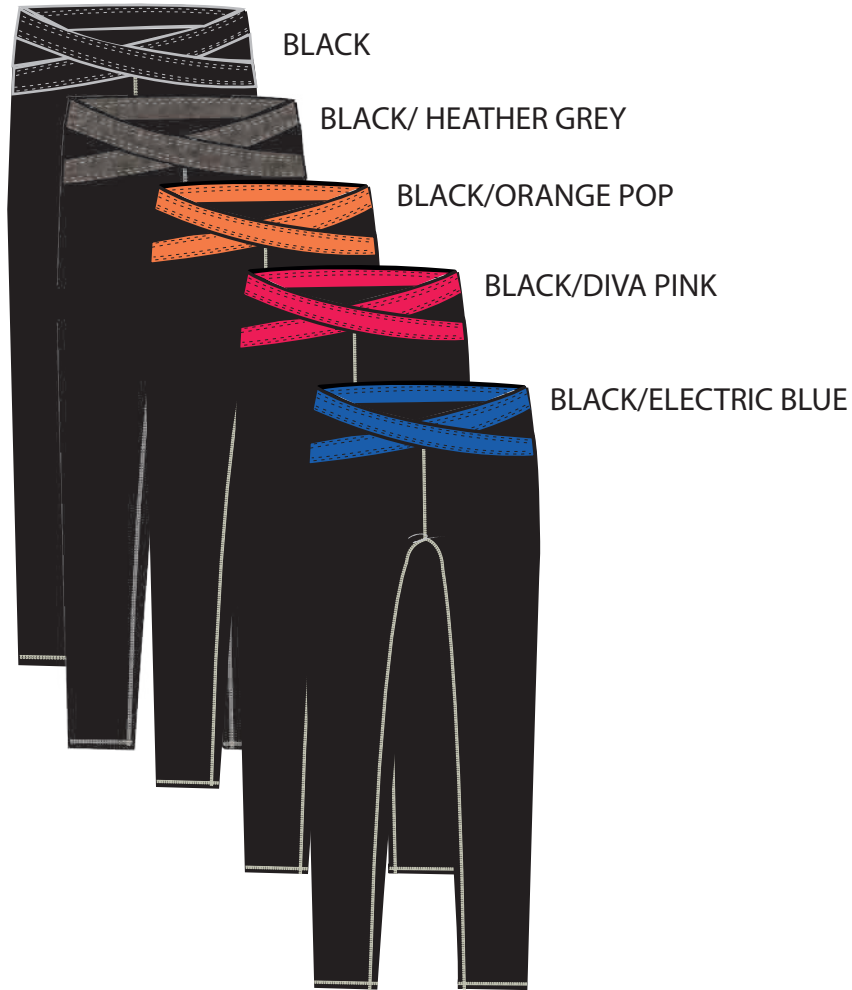




CROSS-OVER WB CAPRI

Style# AC-3008



BLACK/LEMON TONIC

1/4" FLATLOCK, S.N. & D.N. STITCH CONSTRUCTION



STYLE #: AC-3008

DATE:

COLORWAY

COMPONENTS	COLORWAY 1	COLORWAY 2	COLORWAY 3	COLORWAY 4
FABRIC A	90/10 POLYESTER/ SPANDEX, 280GM DULL FINISH 19-4006 TPX BLACK	90/10 POLYESTER/ SPANDEX, 280GM DULL FINISH 19-4006 TPX BLACK	90/10 POLYESTER/ SPANDEX, 280GM DULL FINISH 19-4006 TPX BLACK	90/10 POLYESTER/ SPANDEX, 280GM DULL FINISH 19-4006 TPX BLACK
FABRIC B- (WB PIECING SEE SKETCH)	90/10 POLYESTER/ SPANDEX, 280GM DULL FINISH PANTONE COATED COOL GRAY 10C HEATHER GREY	90/10 POLYESTER/ SPANDEX, 280GM DULL FINISH PANTONE BRIGHTS ELECTRIC BLUE 18-4245 TN	90/10 POLYESTER/ SPANDEX, 280GM DULL FINISH PANTONE BRIGHTS DIVA PINK 16-1650 TN	90/10 POLYESTER/ SPANDEX, 280GM DULL FINISH PANTONE BRIGHTS ORANGE POP 13-1145 TN
REFLECTIVE TAPE	LIGHT GREY	LIGHT GREY	LIGHT GREY	LIGHT GREY
BODY STITCH COLOR	DTM EACH COLOR	DTM EACH COLOR	DTM EACH COLOR	DTM EACH COLOR
5" ZIPPER @ BK WB POCKETS YKK POLY ZIPPER STANDARD CLOSE END - 1/2" WIDE	19-4006 TPX BLACK	19-4006 TPX BLACK	19-4006 TPX BLACK	19-4006 TPX BLACK



STYLE #: AC-3008

DATE:

Front Details.

1/2" ELASTIC AROUND WAIST
W/ DBL NEEDLE

FABRIC B- W/ S.N. STITCH, DOUBLE LINE WB (2 LAYERS OF FABRIC)

HIDDEN PKT INSIDE BACK WAISTBAND

BACK INSIDE WAISTBAND - WEARER'S RIGHT

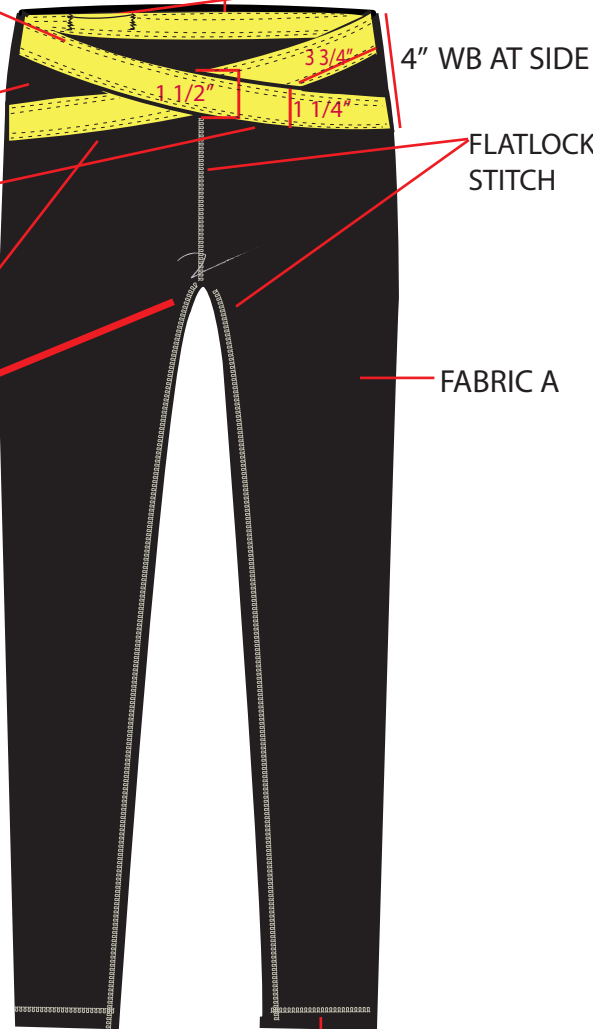

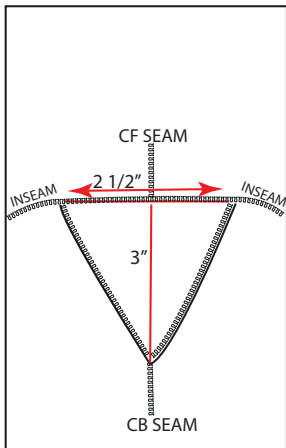
FABRIC A AT WB

NOTE:
SHAPED
CURVED WAIST

1/4" ELASTIC INSIDE WB SEAM

INSEAM STARTS AT CENTER
OF GUSSET
SEE ILLUSTRATION BELOW

GUSSET (BOUBLE LINED)



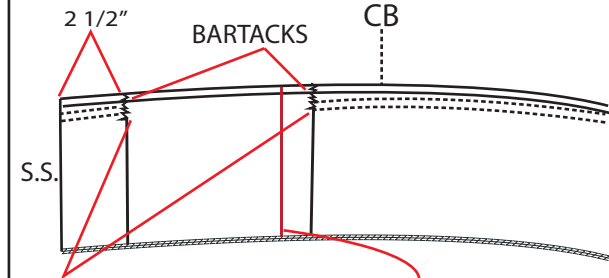
4" WB AT SIDE

FLATLOCK
STITCH

FABRIC A

FLATLOCK STITCH

HIDDEN INNER PKT ON BACK WB-(WEARER'S RIGHT)



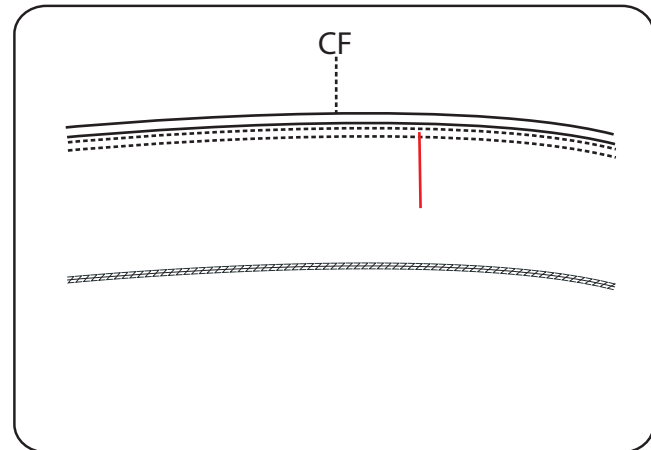
3 3/4" POCKET OPENING WIDTH
(NO STITCHING)

NOTE: INNER LAYER OF POCKET OPENING
IS 1/8" LOWER THAN OUTER WB
(SEE PIC REF PAGE)

POCKET BAG DEPTH=WB HEIGHT
(bottom pkt seam
is sewn in WB seam)

(see picture reference)

FRONT INSIDE WAISTBAND

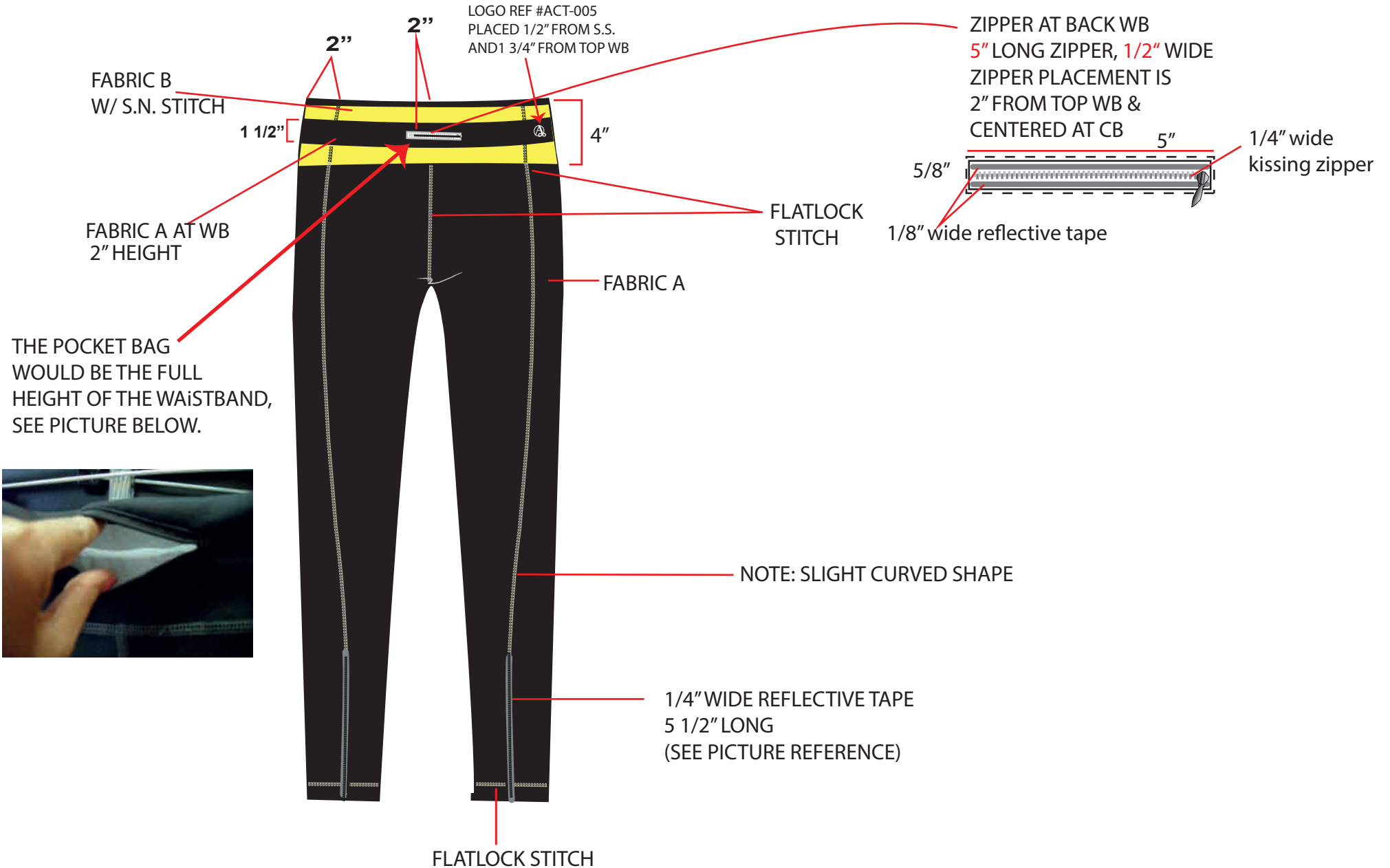




STYLE #: AC-3008

DATE:

Back Details.






STYLE #: AC-3008



DATE:

Photo reference page

POCKET INSIDE WAISTBAND



POCKET OPENING
(NO STITCHING)



INSIDE VIEW OF WB POCKET



STYLE #: AC-3008

Photo reference page

DATE:

STITCH CONSTRUCTION FOR PIECING



OUTSIDE VIEW



INSIDE VIEW

PIECING FABRIC IS UNDERLAY, WITH FLATLOCK STITCH CONSTRUCTION

NOTE: PIECING COLOR SHOULD NOT SHOW THRU THE STITCHES FROM RIGHT SIDE OF FABRIC



STYLE #: AC-3008

DATE:

Photo reference page





STYLE #: AC-3008

DATE:

Photo reference page





STYLE #: AC-3008

DATE:

Photo reference page



REFLECTIVE TAPE FOR REFERENCE
FLATLOCKED & S.N. STITCH OVER TOP

Activate

STYLE #: AC-3008

DATE:

COLORWAY

COMPONENTS	COLORWAY 5	COLORWAY 6		
FABRIC A	90/10 POLYESTER/ SPANDEX, 280GM DULL FINISH 19-4006 TPX BLACK	90/10 POLYESTER/ SPANDEX, 280GM DULL FINISH 19-4006 TPX BLACK		
FABRIC B- (WB PIECING SEE SKETCH)	90/10 POLYESTER/ SPANDEX, 280GM DULL FINISH 19-4006 TPX BLACK	90/10 POLYESTER/ SPANDEX, 280GM DULL FINISH PANTONE BRIGHTS LEMON TONIC 12-0645 TN		
REFLECTIVE TAPE	PANTONE DARK GREY 425 (C)	PANTONE DARK GREY 425 (C)		
BODY STITCH COLOR	DTM EACH COLOR	DTM EACH COLOR		
MESH POCKET BAGS	90/10 POLYESTER/SPANDEX PANTONE 19-4006 TPX BLACK	90/10 POLYESTER/SPANDEX PANTONE 19-4006 TPX BLACK		
5" ZIPPER @ BK WB POCKETS YKK POLY ZIPPER STANDARD CLOSE END - 1/4" WIDE	19-4006 TPX BLACK	19-4006 TPX BLACK		