



DATE:

Style# AB-6003

COLORBLOCK BRA WITH PIPING & MESH

1/4" FLATLOCK, D.N & S.N STITCH CONSTRUCTION
DTM STITCHING



SIMPLY PURPLE W. BLACK PIPING



STYLE #: AB-6003

DATE:

COLORWAY

COMPONENTS	COLORWAY 1	COLORWAY 2	COLORWAY 3	COLORWAY 4	
FABRIC A	90/10 POLYESTER/ SPANDEX, 230GM, 4-WAY STRETCH DULL FINISH PANTONE BRIGHTS 18-3940 TN SIMPLY PURPLE	90/10 POLYESTER/ SPANDEX, 230GM, 4-WAY STRETCH DULL FINISH PANTONE BRIGHTS 16-1650 TN DIVA PINK	90/10 POLYESTER/ SPANDEX, 230GM, 4-WAY STRETCH DULL FINISH PANTONE 19-4006 TPX BLACK	90/10 POLYESTER/ SPANDEX, 230GM, 4-WAY STRETCH DULL FINISH PANTONE COATED COOL GRAY 10C HEATHER GREY	
FABRIC B -MESH (PIECING SEE SKETCH)	90/10 POLY/SPANDEX PANTONE BRIGHTS SIMPLY PURPLE 18-3940 TN	90/10 POLY/SPANDEX PANTONE BRIGHTS 16-1650 TN DIVA PINK	90/10 POLY/SPANDEX PANTONE 19-4006 TPX BLACK	90/10 POLY/SPANDEX PANTONE COATED COOL GRAY 10C	
BODY STITCH COLOR	DTM	DTM	DTM	DTM	
1/8" PIPING	PANTONE 19-4006 TPX BLACK	PANTONE 19-4006 TPX BLACK	PANTONE COATED COOL GRAY 10C	PANTONE 19-4006 TPX BLACK	

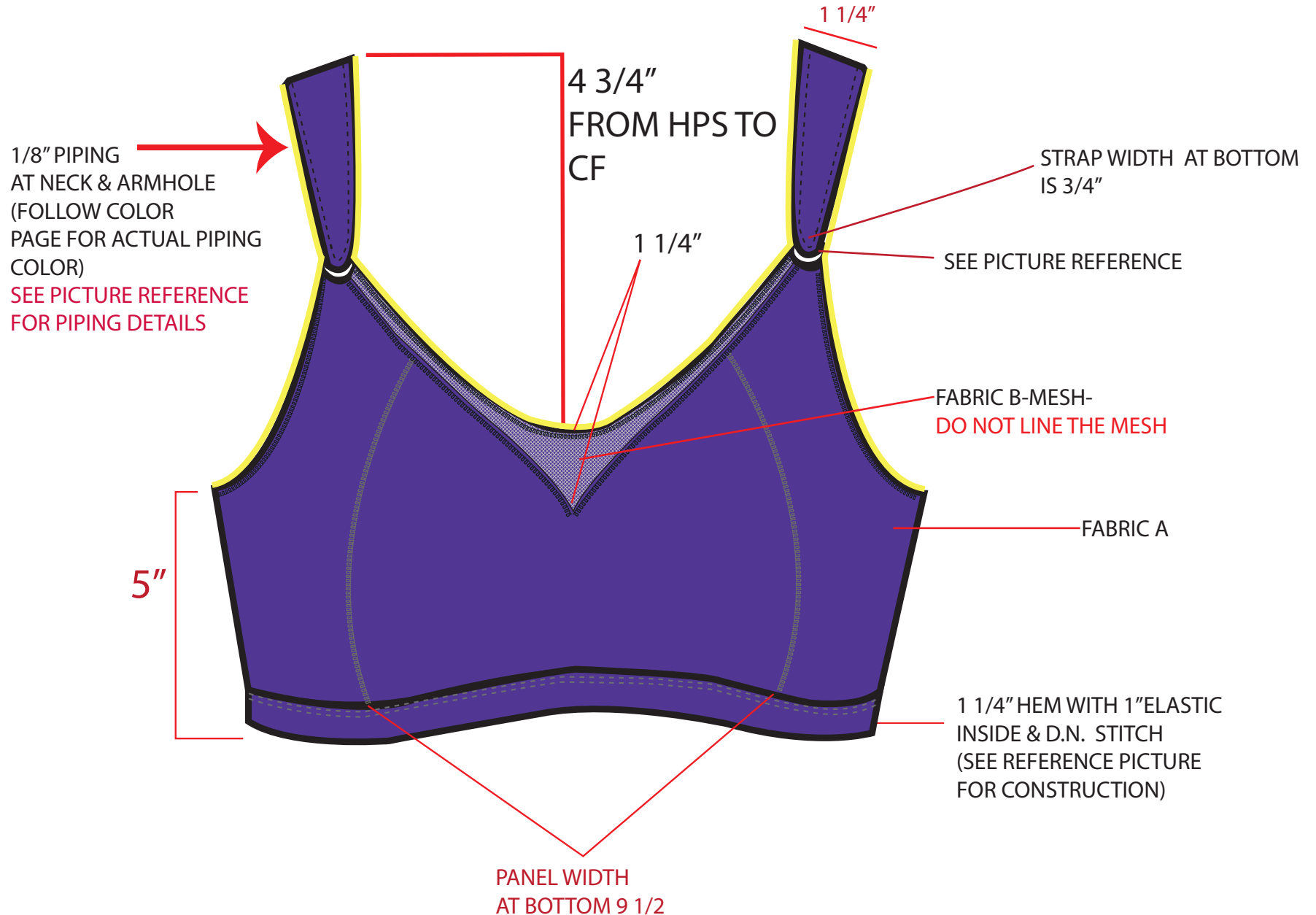


STYLE #: AB-6003

DATE:

Front Details.

LINE INSIDE FRONT & INSIDE BACK OF BRA- (DOUBLE FABRIC) - DO NOT LINE MESH

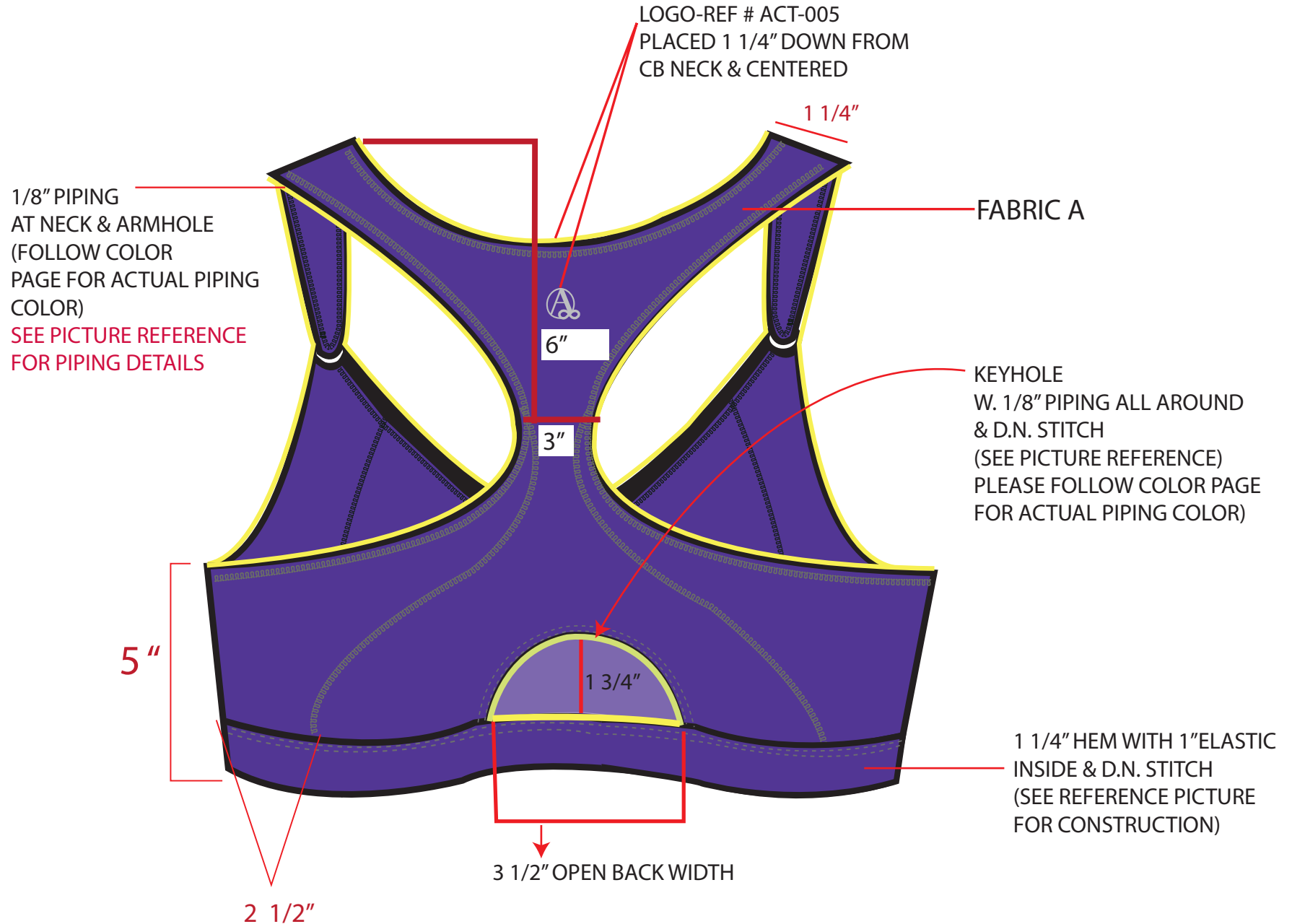




STYLE #: AB-6003

DATE:

Back Details.



LINE INSIDE FRONT & INSIDE BACK OF BRA- (DOUBLE FABRIC) - DO NOT LINE MESH



STYLE #: AB-6003

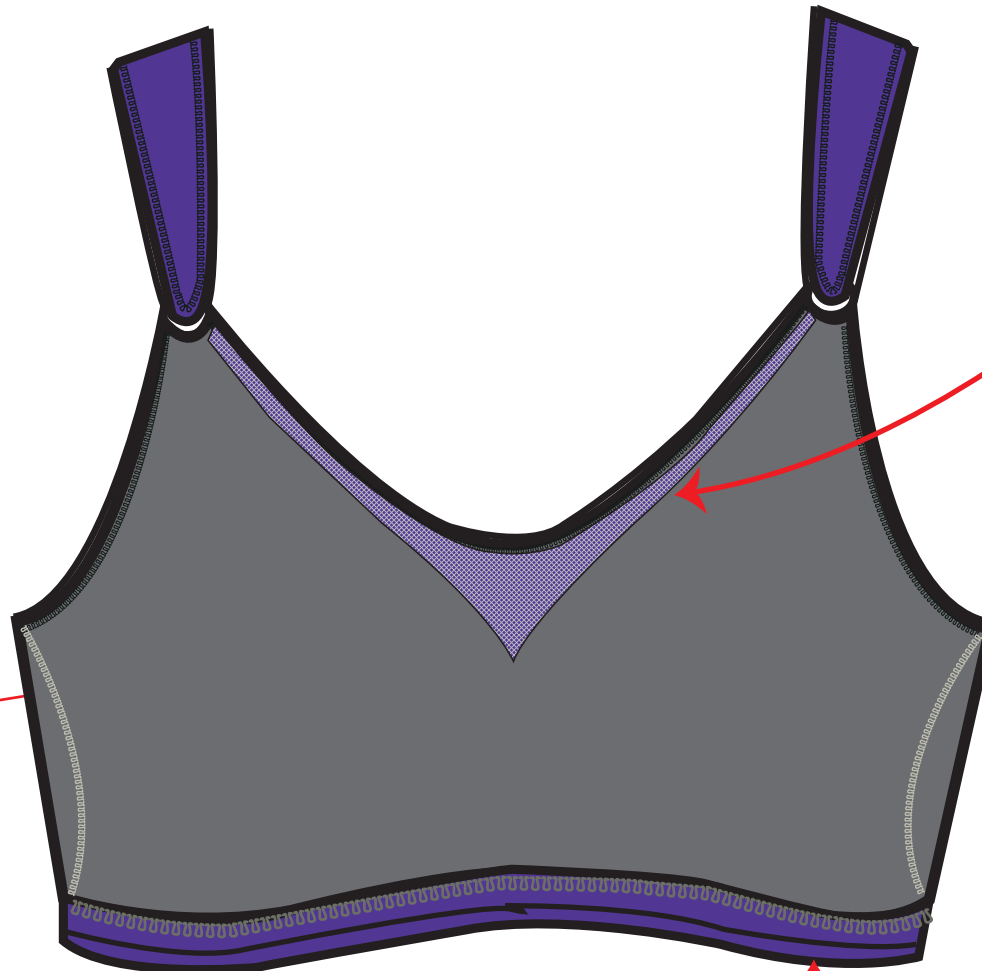
DATE:

Photo reference page

 = BRA LINING - NOT ACTUAL COLOR
(SEE COLOR PAGE FOR ACTUAL COLOR)

LINE FRONT & BACK OF BRA - DO NOT LINE MESH

LINING
OPENING
FOR
REMOVABLE
BRA PAD



SEE PICTURE REFERENCE
FOR CONSTRUCTION




STYLE #: AB-6003

DATE:

Photo reference page

INSIDE VIEW



1" ELASTIC

FLATLOCK STITCH

FABRIC OVERLAP
3/8"



STYLE #: AB-6003

DATE:

Photo reference page



DO NOT MAKE WITH THIS CLOSURE