

Community Center- Life Safety Plan

TX- 2024

Revit 3D Modeling









Schematic Design

Design Development

Construction &

Drawing

LIFE SAFETY LEGEND

-  SURFACE MOUNTED FIRE EXTINGUISHER
-  RECESSED/SEMI-RECESSED FIRE EXTINGUISHER AND CABINET (COORDINATE WITH PARTITION TYPES)
-  1-HR RATED FIRE BARRIER
-  1-HR RATED SMOKE/FIRE BARRIER
-  SMOKE PARTITION
-  EGRESS PATH
-  EXIT SIGN (RE. ELECTRICAL)
-  1-HR HORIZONTAL ASSEMBLY

