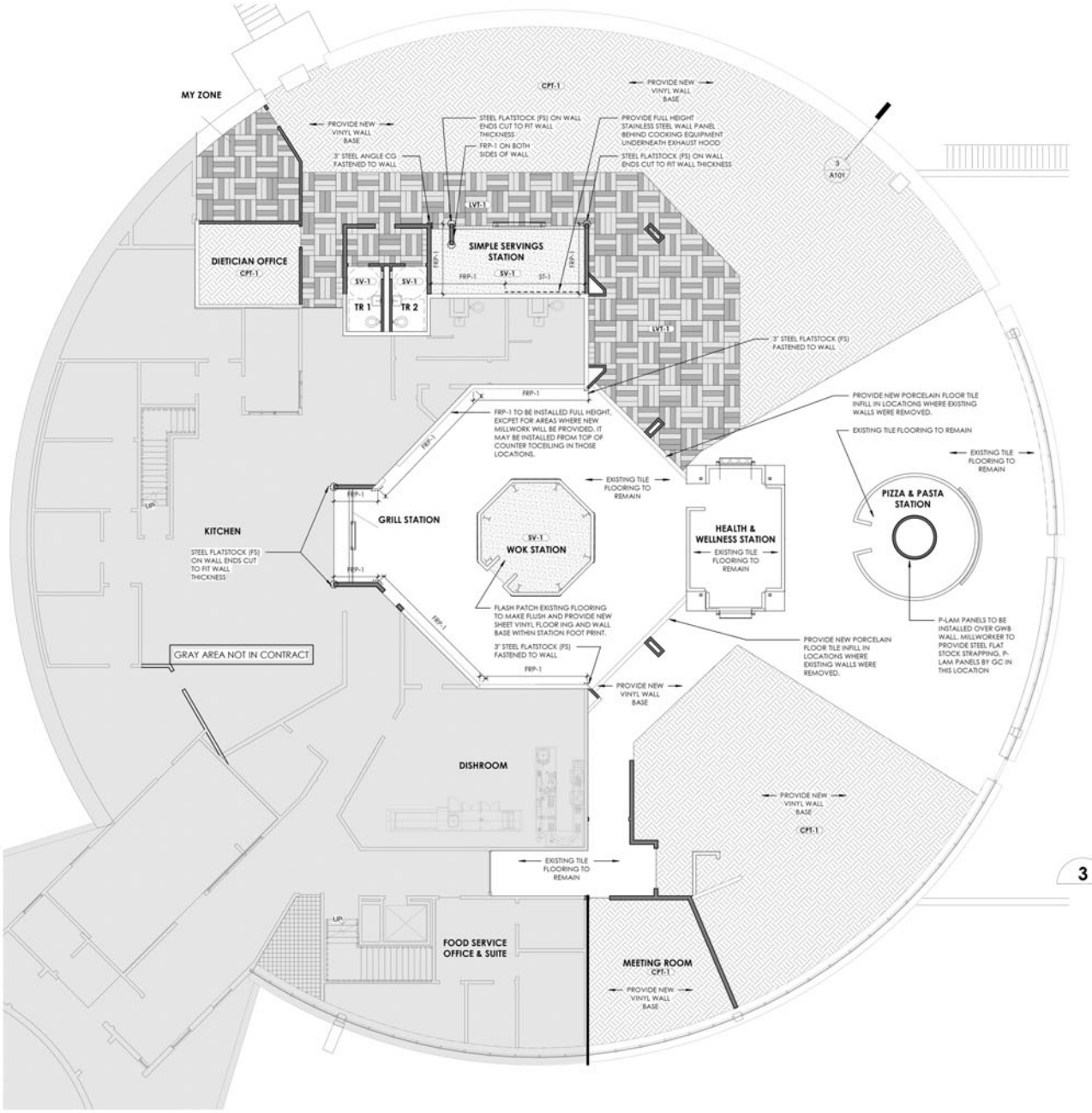

1 FIRST FLOOR PLAN - FINISH PLAN
1/8" = 1'-0"

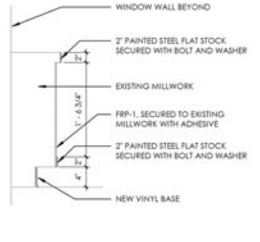

3 PERIMETER WALL DETAIL
1" = 1'-0"

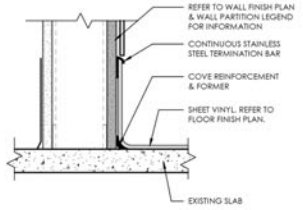

2 SHEET VINYL COVE BASE DETAIL
3" = 1'-0"

METAL CHANNEL AND BOLT SIZES

1-1/2" BAR STOCK 1-1/2" x 1-1/2" ANGLE	1/4" - 20 HEX BOLT 3/16" - WASHER
2" BAR STOCK 2" x 2" ANGLE	5/16" - 18 HEX BOLT 1/4" - WASHER
4" BAR STOCK 5" BAR STOCK	3/8" - 16 HEX BOLT 5/16" - WASHER
6"+ BAR STOCK 5" & 6" CHANNEL	1/2" - 13 HEX BOLT 7/16" - WASHER

ALL BOLTS ARE 12" O.C. ALONG THE ENTIRE MEMBER - TYPICAL UNLESS OTHERWISE NOTED AND/OR WHERE REQUIRED BY CONNECTIONS.

FLOOR FINISHES

GENERAL NOTES

A. PROVIDE FLOORING TRANSITION STRIPS AS NOTED. TRANSITIONS BETWEEN MATERIALS SHOULD BE LOCATED UNDER DOORS SO THAT ONLY ONE MATERIAL CAN BE SEEN FROM EITHER SIDE.
B. SPECIFIED CARPET TILE AND LUXURY VINYL TILE DO NOT REQUIRE A TRANSITION STRIP BETWEEN MATERIALS.
C. FLOOR MATERIALS SPECIFIED SHOULD BE INSTALLED CONTINUOUSLY ON FLOORS UNDER CASEWORK.
D. REFER TO DRAWINGS FOR FLOOR PATTERNS.
E. PATCH SUB FLOOR AS REQUIRED. BRING FLUSH WITH EXISTING ADJACENT FLOOR SURFACE TO PROVIDE A LEVEL AND SMOOTH SURFACE FOR NEW FLOORING INSTALLATION.
F. IN INSTANCES OF RENOVATION WHERE FLOORING ADHESIVE IS VISIBLE ON THE SUBSTRATE - INSTALLER MUST SEAL THE SURFACE PRIOR TO NEW CARPET AND RESILIENT FLOORING INSTALLATION.
G. PROVIDE JOHNSONITE 4" COVED WALL BASE ON ALL WALLS IN TEH WORK AREA INCLUDING BEHIND MILLWORK DIE WALLS.

CARPET TILE

>CPT-1: **SEATING AREA CARPET TILE**
MANUF.: INTERFACE
SIZE: 10 x 40 PLANK

COLOR A: 70% STATIC LINES
105942 GRANITE STATIC
COLOR B: 30% HARD DRIVE
105946 GRANITE HD
INSTALL: FULLY ADHERED
PATTERN: ASHLAR
RANDOM COLOR PLACEMENT

RESILIENT FLOOR

>LVT-1: **LUXURY VINYL TILE**
MANUF.: INTERFACE
STYLE: LEVEL SET
COLOR: 50% A00426 SUGARPINE
COLOR: 50% A00430 GUNMETAL ELM
PATTERN: AS INDICATED
INSTALL: FULLY ADHERED

>SV-1: **SHEET VINYL**
MANUF.: ALTRO
STYLE: CLASSIC 25
COLOR: ANVIL
INSTALL: FULLY WELDED, FULLY ADHERED

WALL FINISHES

GENERAL NOTES

A. ALL GWB SURFACES EXPOSED TO VIEW TO SHOULD HAVE PAINTED FINISH, UNLESS OTHERWISE SPECIFIED.
B. REFER TO REFLECTED CEILING PLANS FOR CEILING ELEMENT LAYOUTS, DIMENSIONS AND FINISHES.
C. PROVIDE NEW STAINLESS STEEL WALL PANEL BEHIND COOKING EQUIPMENT, AS NOTED.
D. PAINT ALL GWB CEILINGS. PAINT I-OP. COLORS TO BE SELECTED.
E. PAINT ALL DOORS AND FRAMES IOP-MD-DT. COLORS TO BE SELECTED.
F. FOR ALL NEW TV LOCATIONS, COORDINATE POWER AND DATA JACKS TO FIT BEHIND TV SCREENS. ALL TVS AND MOUNTING HARDWARE PROVIDED BY OWNER.

WALL FINISHES

>FRP-1:
MANUFACTURER: MARLITE
STYLE: SYMMETRIX FRP
PATTERN: SUBWAY TILE
COLOR: A916 G63 WITH BACK SCORELINE
INSTALL: BUTT JOINT AND CAULK, NO PLASTIC TRIM

>SS-1:
MANUFACTURER:
STYLE: STAINLESS STEEL

EDGE PROTECTION

>FS:
STYLE: PAINTED STEEL FLAT STOCK
DIMENSION: AS INDICATED

>CG:
STYLE: PAINTED STEEL ANGLE
DIMENSION: 3" x 3"

PAINT INFORMATION

> TYPE I-OP -
ALL GWB WALLS
EGGSHELL FINISH.
COLORS TO BE SELECTED.

> TYPE I-OP-MD-DT -
MEDIUM DUTY DOOR/TRIM.
SEMI-GLOSS.
COLORS TO BE SELECTED.

> TYPE I-OP-HD -
HEAVY DUTY VERTICAL AND OVERHEAD
EPOXY GLOSS.
COLORS TO BE SELECTED.

> TYPE I-OP-DF -
DRY FALL.
FLAT.
COLORS TO BE SELECTED.

> TYPE I-TR -W -
TRANSPARENT FINISH ON WOOD.

UNIVERSITY OF SOUTHERN MAINE - DINING HALL - GORHAM, ME