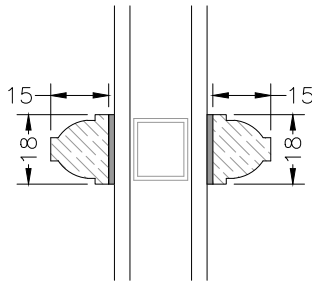


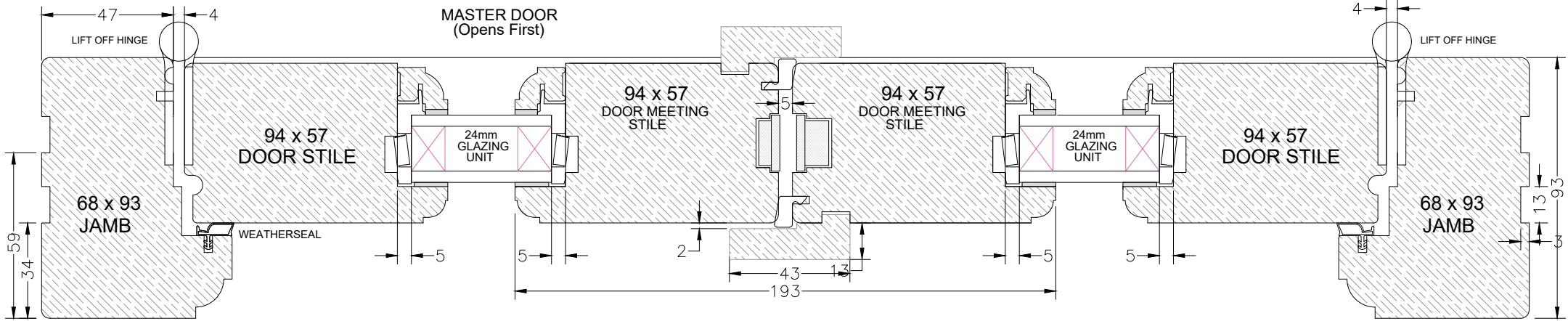
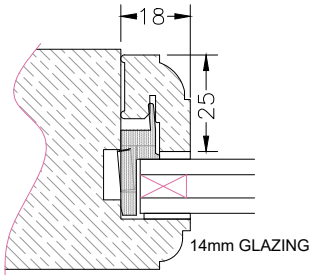
1 Section Detail, Casement  
813 Scale 1:1 Inward Opening

Notes:  
-Specialist joiner to comment.  
-All timber to be FSC & non rainforrest.  
-Timber to be FSC Siberian Larch, which achieves durability Class 3 to 4, Paint / Stain finish TBC. This will achieve 30 year durability (according to TRADA).  
Sapwood excluded. Holes to be pre-drilled and slightly oversized to avoid splitting.  
Stainless steel fixings, length two times the thickness of board. (SE to comment).

3 Glazing Bead Detail, Casement  
813 Scale 1:1 Inward Opening



GLAZING OPTIONS



2 Plan Detail, Casement  
813 Scale 1:1 Inward Opening

TENDER ISSUE

NOTES:

REVISIONS  
Rev - (05.11.19) Initial Issue. (SH)

kdpa

Basepoint Business Centre, Little High Street,  
Shoreham by Sea, West Sussex BN43 5EG  
+44 (0)1273 467518 www.kdpaine.co.uk

CLIENT	JD WETHERSPOON PLC		
PROJECT	PUB NO: 7321 THE GRAPE & GRAIN CRYSTAL PALACE		
DRAWING	INWARD OPENING CASEMENTS		
SCALE	1:1 @ A1	DATE	October 2019
PROJECT No	7065	DRAWING No	T-813
		DRAWN	SH
		REVISION	/